



---

**Comisión de Regulación  
de Energía y Gas**

# **AJUSTES MERCADO MAYORISTA**

**DOCUMENTO CREG-055**  
**MARZO 13 DE 2001**

**CIRCULACIÓN:  
MIEMBROS DE LA COMISIÓN  
DE REGULACIÓN DE ENERGÍA Y GAS**

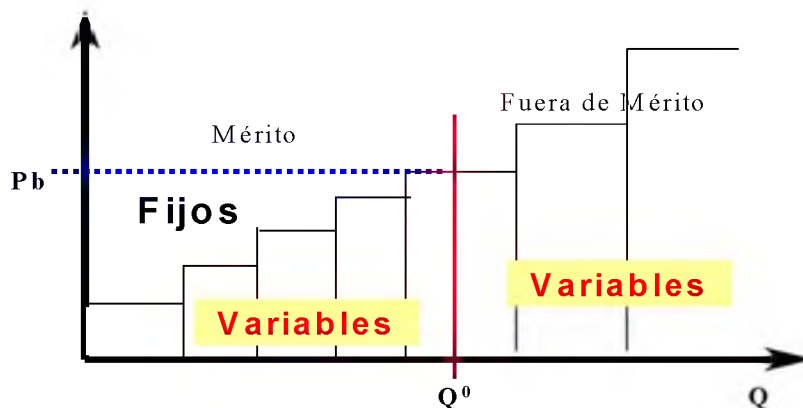
## AJUSTES MERCADO DE ENERGÍA MAYORISTA PRECIO DE RECONCILIACIÓN POSITIVO Y NEGATIVO

### 1. Antecedentes

En condiciones normales de operación del Sistema Interconectado Nacional, la energía eléctrica que genera una unidad o planta de generación, puede ser consumida en cualquier parte del país que esté cubierta por dicho Sistema Interconectado Nacional, razón por la cual todos los días los generadores compiten por vender su energía al Sistema.

Conforme a las disposiciones establecidas por la Comisión y al diseño del mercado, todos los agentes realizan libremente para cada día una oferta de precios de generación y una disponibilidad (Cantidad que están dispuestos a vender) para cada uno de sus recursos, con esta información y otra procedente de la demanda se realiza el Despacho Ideal.

La oferta de precios realizada por los generadores a la Bolsa de Energía debe reflejar su estructura de costos variables, sin importar la disponibilidad de la red de transporte; y la posición de cada uno de los generadores en este Despacho Ideal se verá afectada por su eficiencia relativa frente a los demás como se muestra en la siguiente figura:



**Variables:** Ofertas presentadas por los agentes, en las cuales incluyen sus costos variables de operación.

**$Q^0$ :** Oferta requerida para atender la demanda del Sistema

- Pb:** Precio de la Bolsa, determinado por la última planta requerida para atender la demanda del Sistema, según el Despacho Ideal.
- Q:** Excedente de Oferta no requerida para atender el Sistema según el Despacho Ideal.
- Mérito:** Ofertas más baratas con las que se programa atender la Demanda, según el Despacho ideal.
- Fuera de Mérito:** Excedente de energía más costosa, no requerida para atender la demanda según el Despacho Ideal, pero que puede ser requerida por el Sistema en el Despacho Real, por limitaciones en la red de transporte.

Considerando lo anterior, cada agente generador realiza una oferta de precios a la Bolsa de Energía que debería reflejar su estructura de costos variables.

Si bien el precio de la generación de electricidad es libre, no quiere decir ello que los generadores puedan ofertar cualquier precio que no corresponda a sus costos; por el contrario la Resolución CREG-055 de 1994, dispone:

***“Artículo 6. Ofertas de precio en la bolsa de energía.*** Los precios a los cuales las empresas generadoras ofrezcan diariamente al Centro Nacional de Despacho (CND) energía de sus unidades de generación, por unidad de energía generada cada hora en el día siguiente, deben reflejar los costos variables de generación en los que esperan incurrir, teniendo en cuenta:

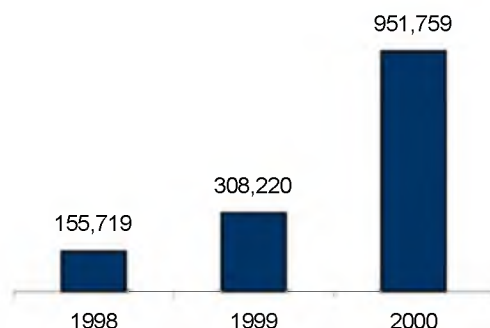
***Para plantas termoeléctricas:*** el costo incremental del combustible, el costo incremental de administración, operación y mantenimiento, los costos de arranque y parada y la eficiencia térmica de la planta.

***Para las plantas hidroeléctricas:*** los costos de oportunidad (valor de agua) de generar en el momento de la oferta, teniendo en cuenta la operación económica a mediano y largo plazo del sistema interconectado nacional”. (Hemos subrayado).

Cuando se presentan aislamientos forzados entre regiones por los atentados de orden público a las redes de transmisión, la única energía que queda disponible es la de los generadores cuyas plantas se encuentran ubicadas en la región, lo cual los pone coyunturalmente en una posición dominante; esto sumado al hecho de que por disposición de la Ley 143 de 1994, Artículo 31, los generadores pueden ofrecer libremente el precio de su energía, existe la posibilidad de que los generadores que fueran requeridos por el sistema en estas condiciones oferten precios superiores a sus costos reales de operación.

Como es de público conocimiento, durante el año 2000 y los primeros meses del 2001, se han presentado múltiples ataques a la red de transporte lo que implicó que el costo de las restricciones, considerado marginal bajo condiciones de operación normal del Sistema, pasara a ser uno de los principales costos de dicho Sistema.

La siguiente gráfica muestra la evolución del costo de las restricciones en millones de \$ para los años 1998, 1999 y 2000, alcanzando un valor de 951,759 millones de \$ para el año 2000, los cuales son trasladados a los usuarios finales.



Adicionalmente, en el Anexo 1 se encuentra un análisis del comportamiento del precio de oferta realizado por los generadores a la Bolsa de Energía para el año 2000 y lo corrido del 2001, donde se evidencia incrementos considerables en los precios de oferta de los generadores altamente correlacionados con la indisponibilidad de la red de transporte.

Por lo anterior se considera que las condiciones antes señaladas están creando distorsiones en el Mercado Mayorista, poniendo a unos agentes en posibilidad de controlar el Mercado, esto es, en posición dominante.

## 2. Propuesta a la Comisión

Se propone a la Comisión de conformidad con lo establecido en la Constitución y las Leyes 142 y 143 de 1994 adoptar topes para remunerar la energía que por las restricciones en la red de transmisión se encuentran fuera de mérito, con el fin de prevenir o impedir que se pudieran presentar conductas abusivas por parte de los generadores. Esta es una función que específicamente le atribuye la Ley 142 de 1994 a la CREG, tal como está señalado en los Artículos 2.4, 2.6, 3.3, 73, 74.1, y en la Ley 143 de 1994, Artículos 20 y 23.

En el Anexo 2 se encuentran las memorias de cálculo del tope propuesto en el proyecto de Resolución adjunta para cada tipo de tecnología.

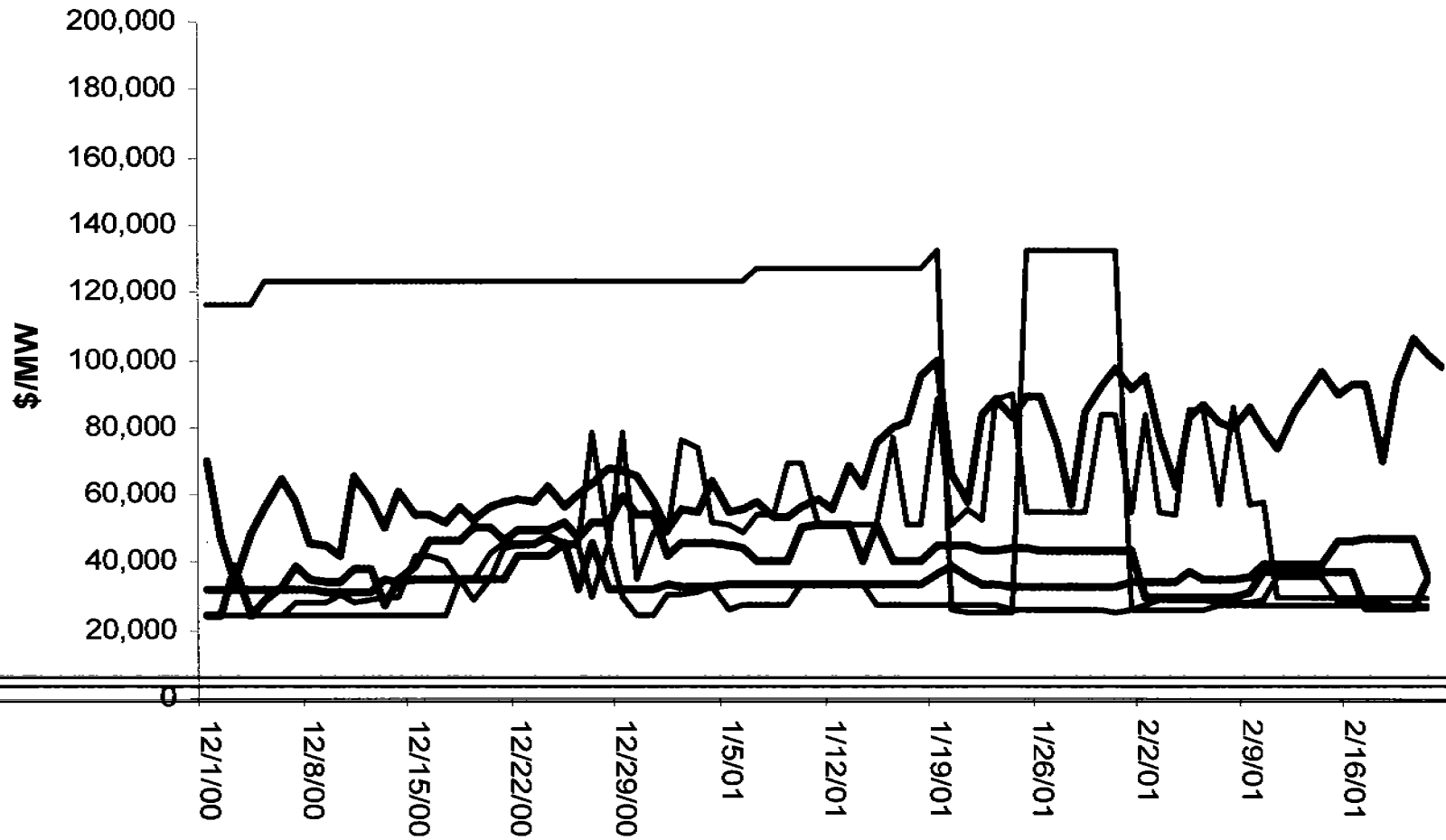
**ANEXO No. 1**

**ANÁLISIS DEL COMPORTAMIENTO DE LOS  
PRECIOS DE OFERTA**



Comisión de Regulación  
de Energía y Gas

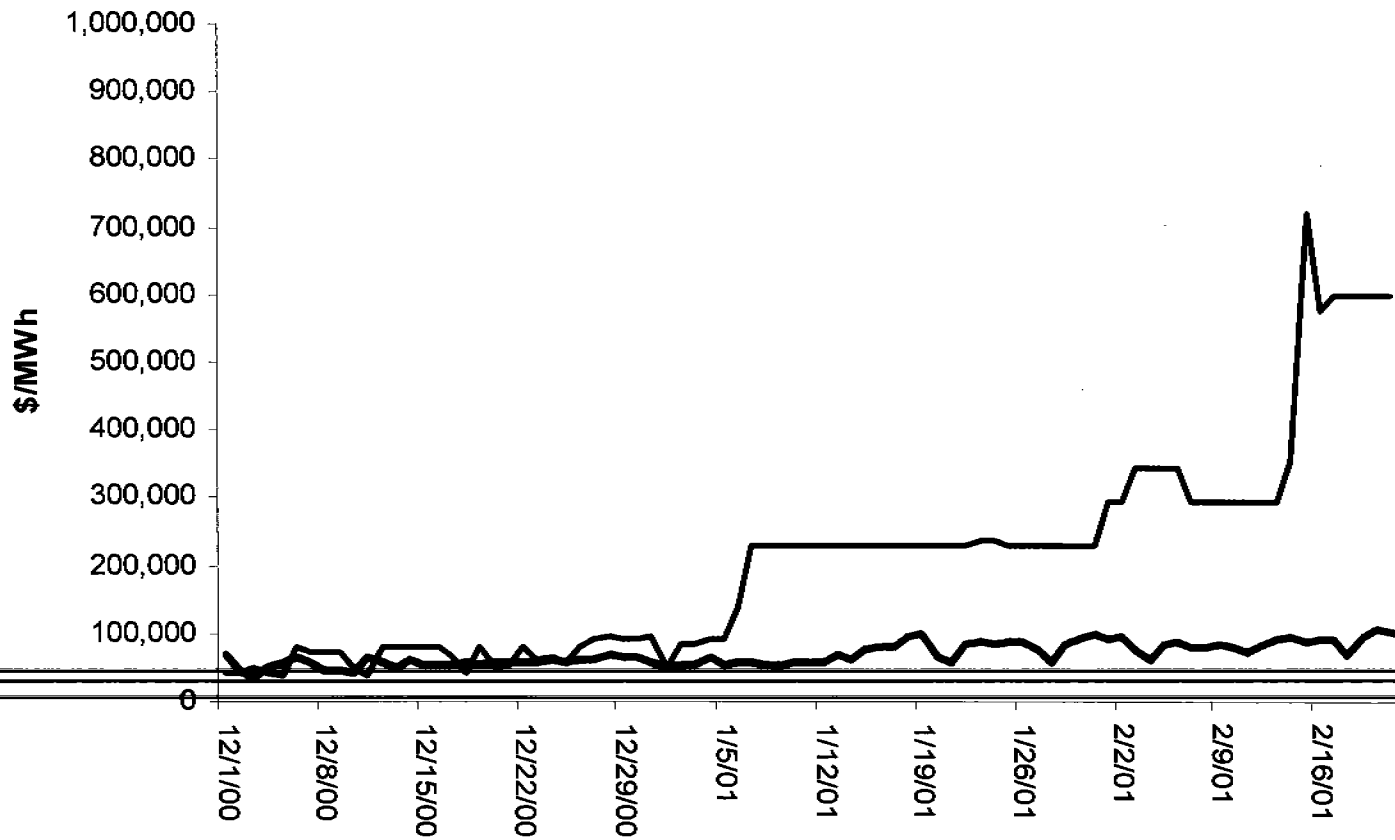
# REC NEGATIVA





Comisión de Regulación  
de Energía y Gas

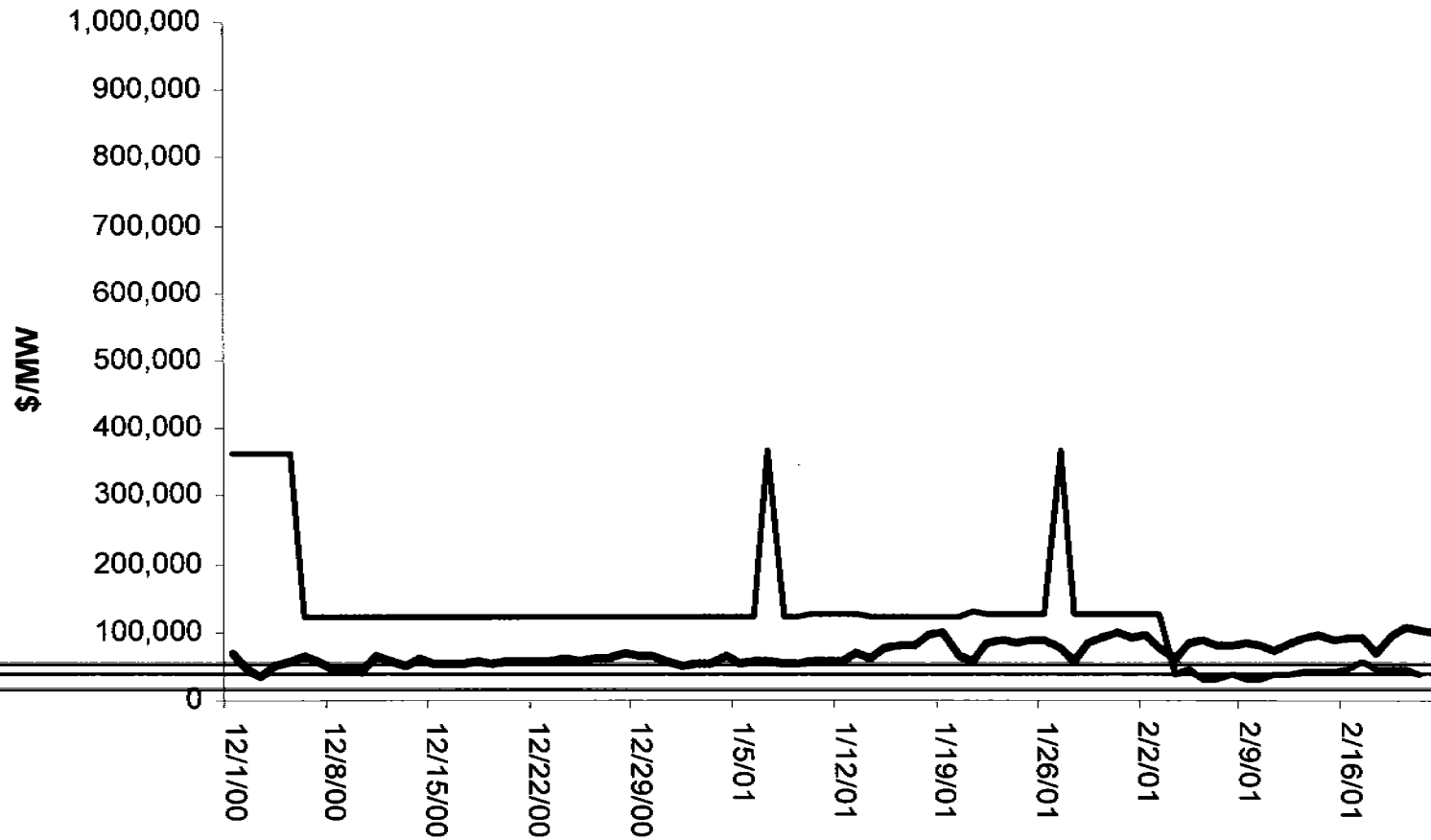
## Evolución Precio de Oferta Generador Hidráulico 1





Comisión de Regulación  
de Energía y Gas

## Evolución Precio de Oferta Generador Térmico 1

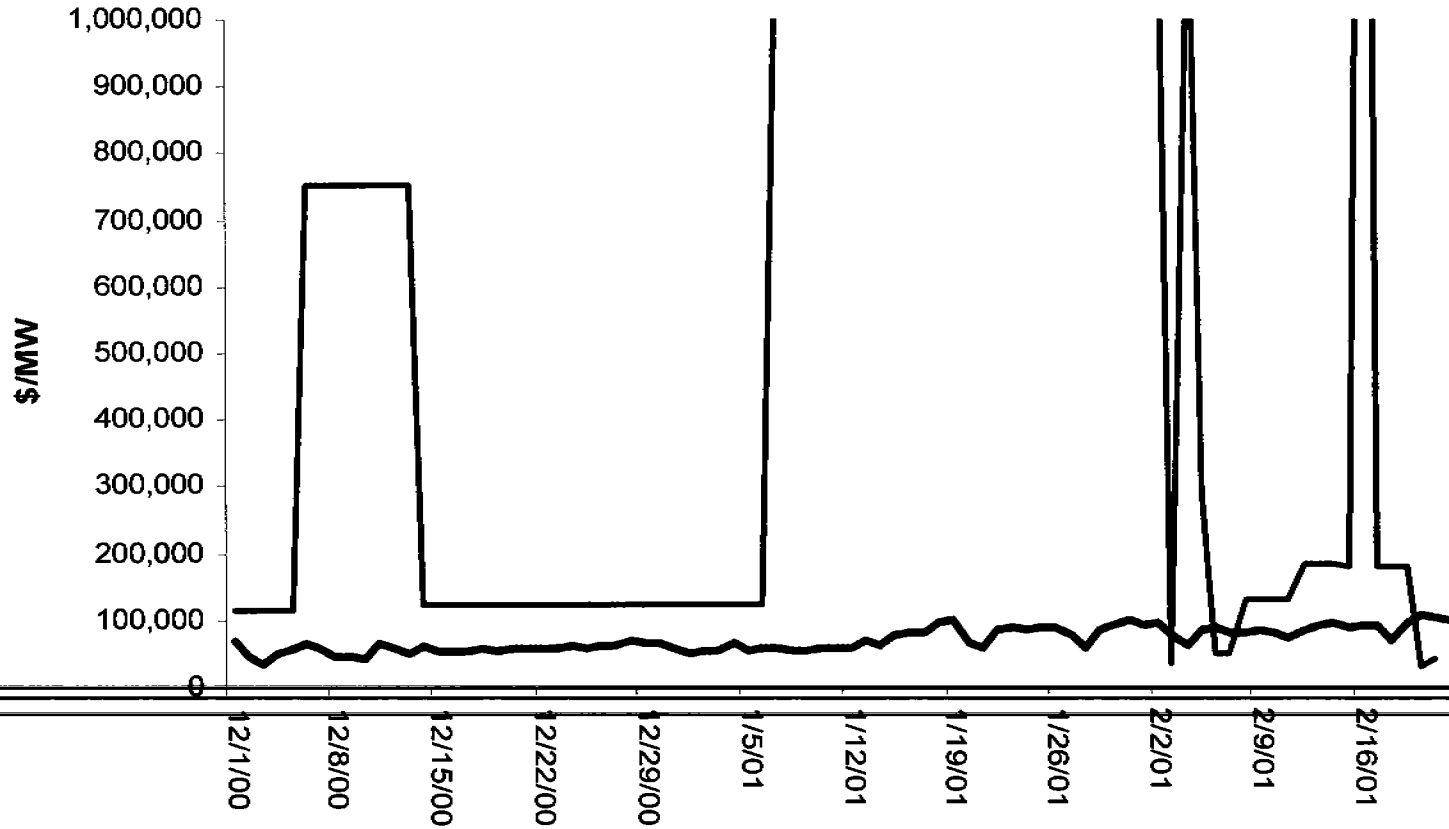






Comisión de Regulación  
de Energía y Gas

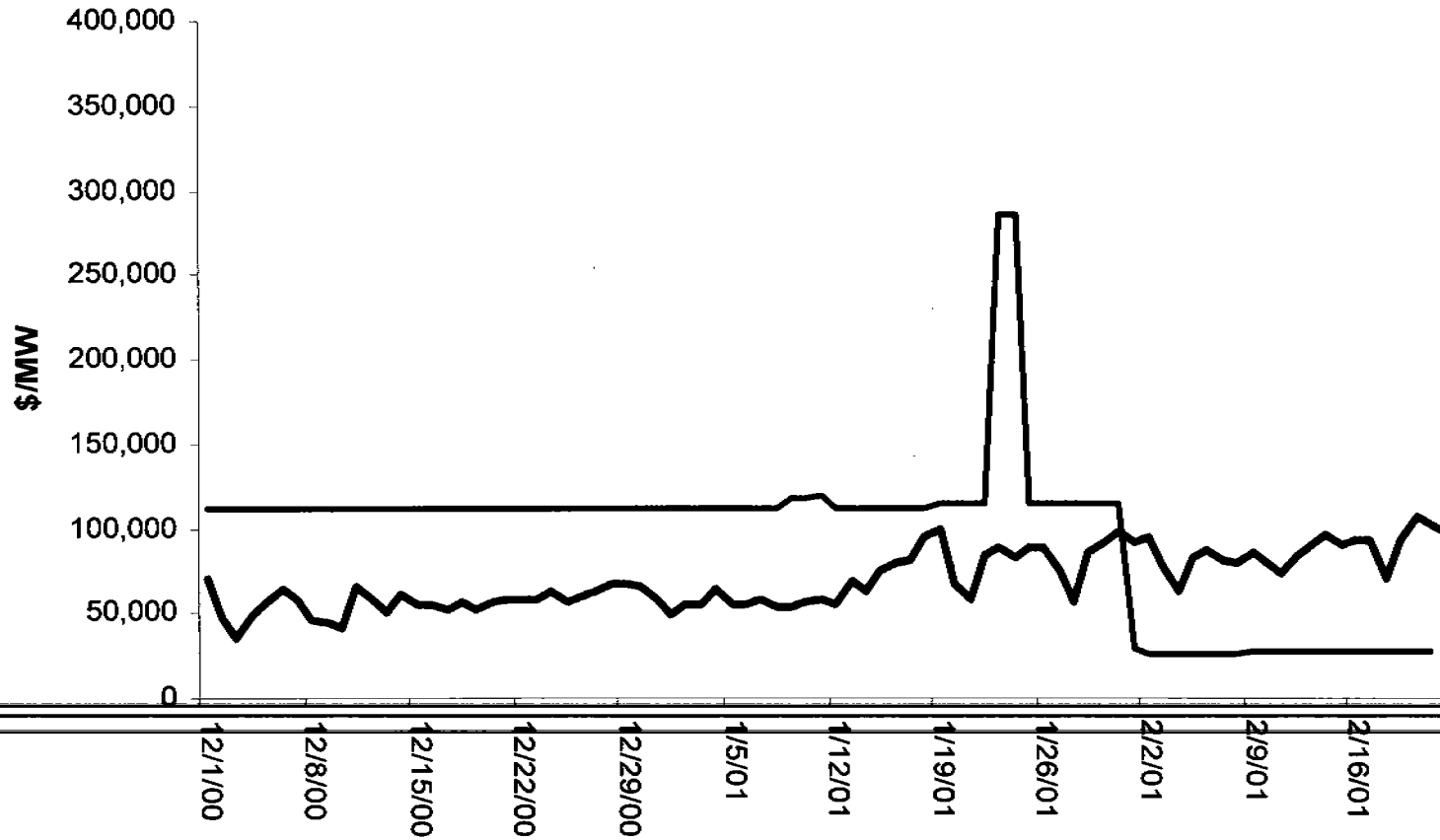
## Evolución Precio de Oferta Genrador Térmico 2





Comisión de Regulación  
de Energía y Gas

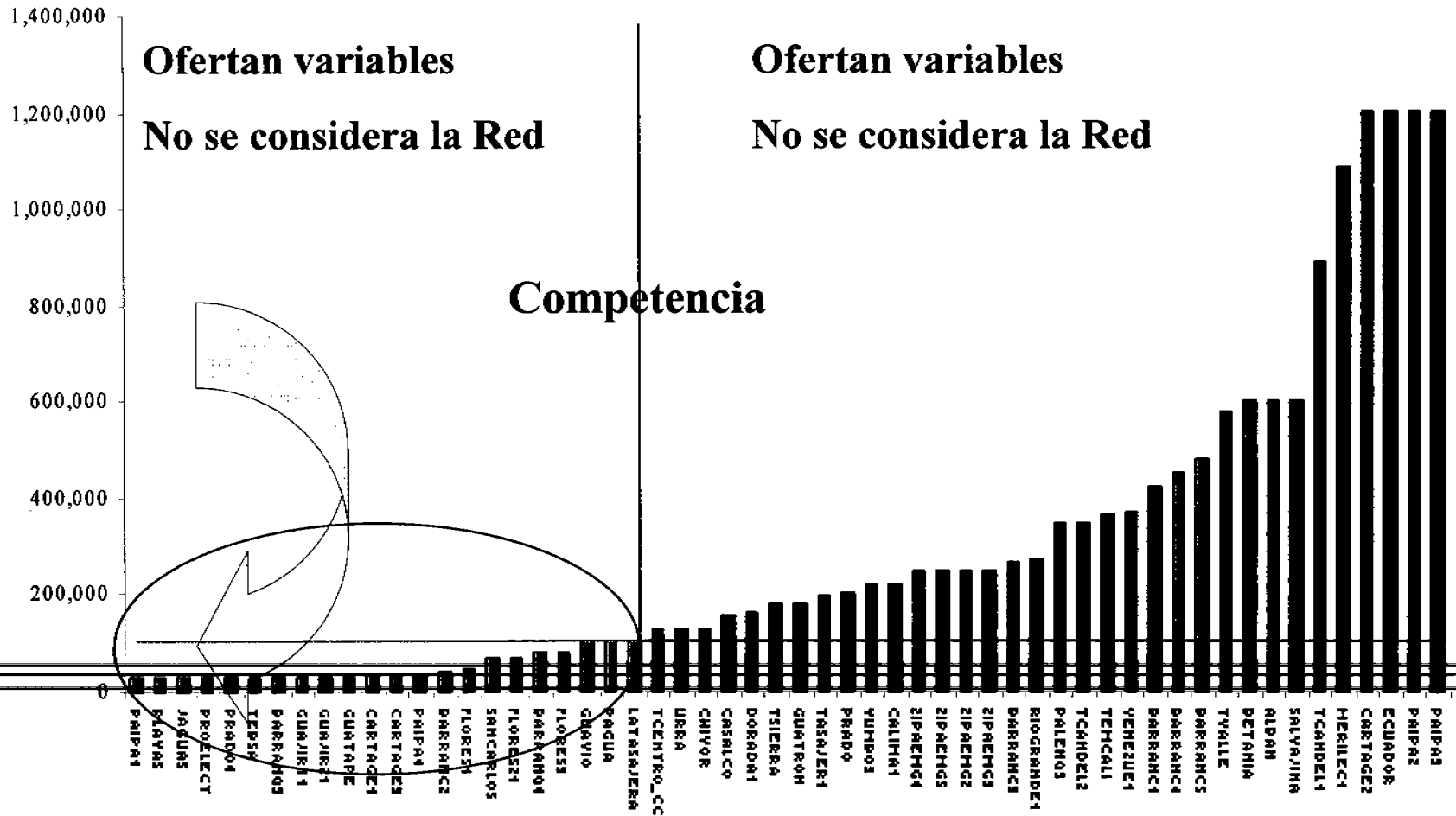
## Evolución Precio de Oferta Generador Térmico 3





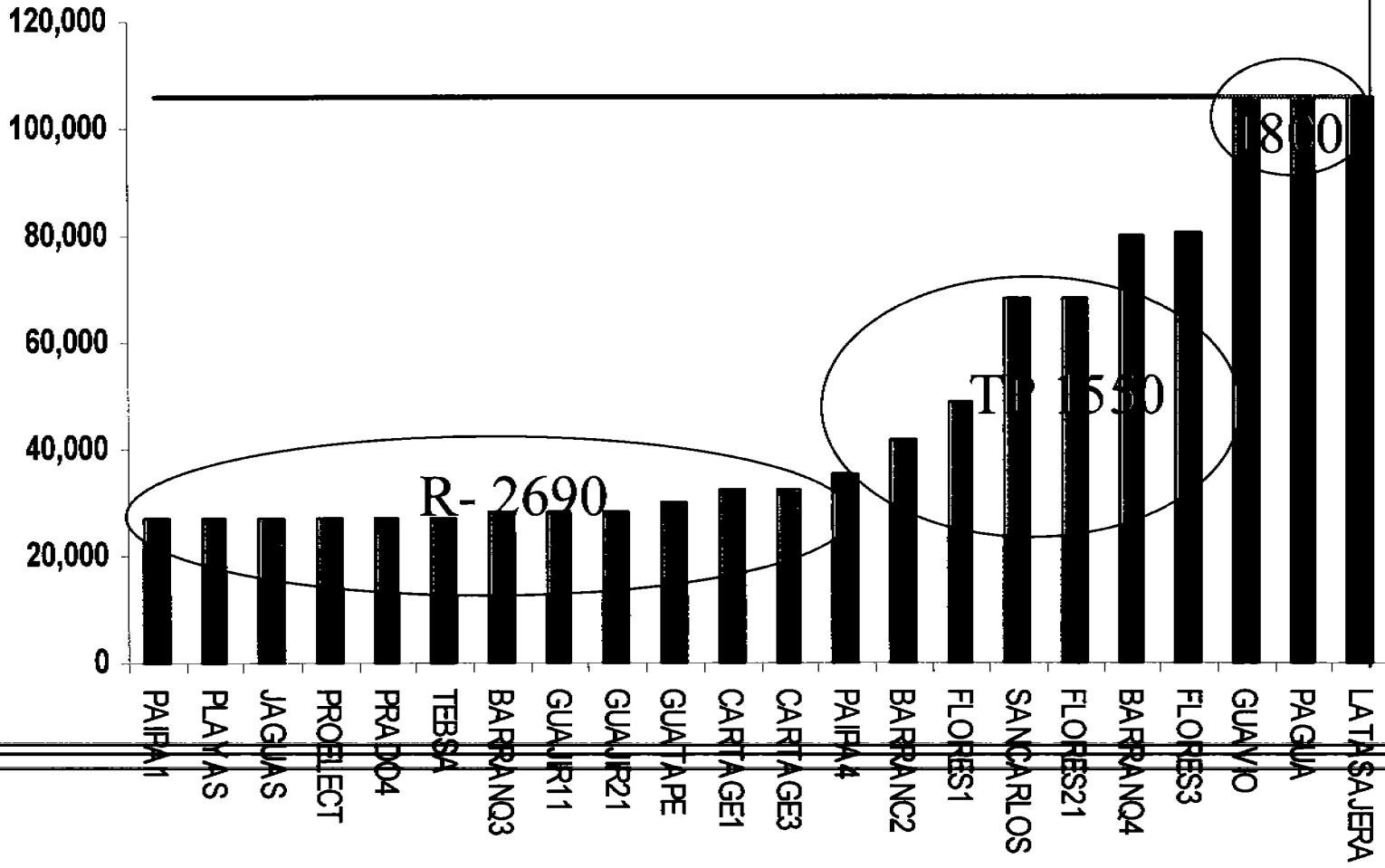
Comisión de Regulación  
de Energía y Gas

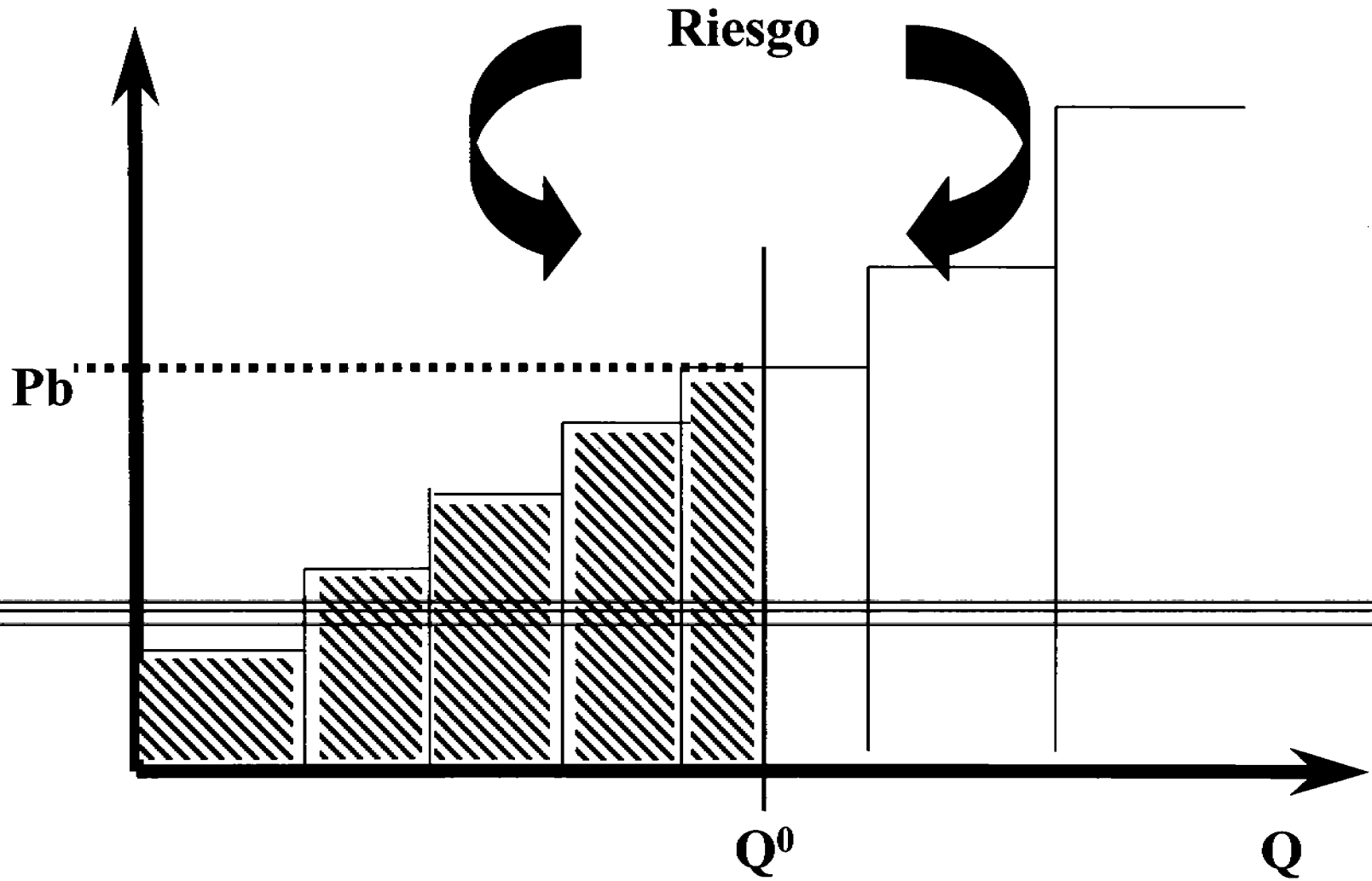
# DESPACHO IDEAL





Comisión de Regulación  
de Energía y Gas





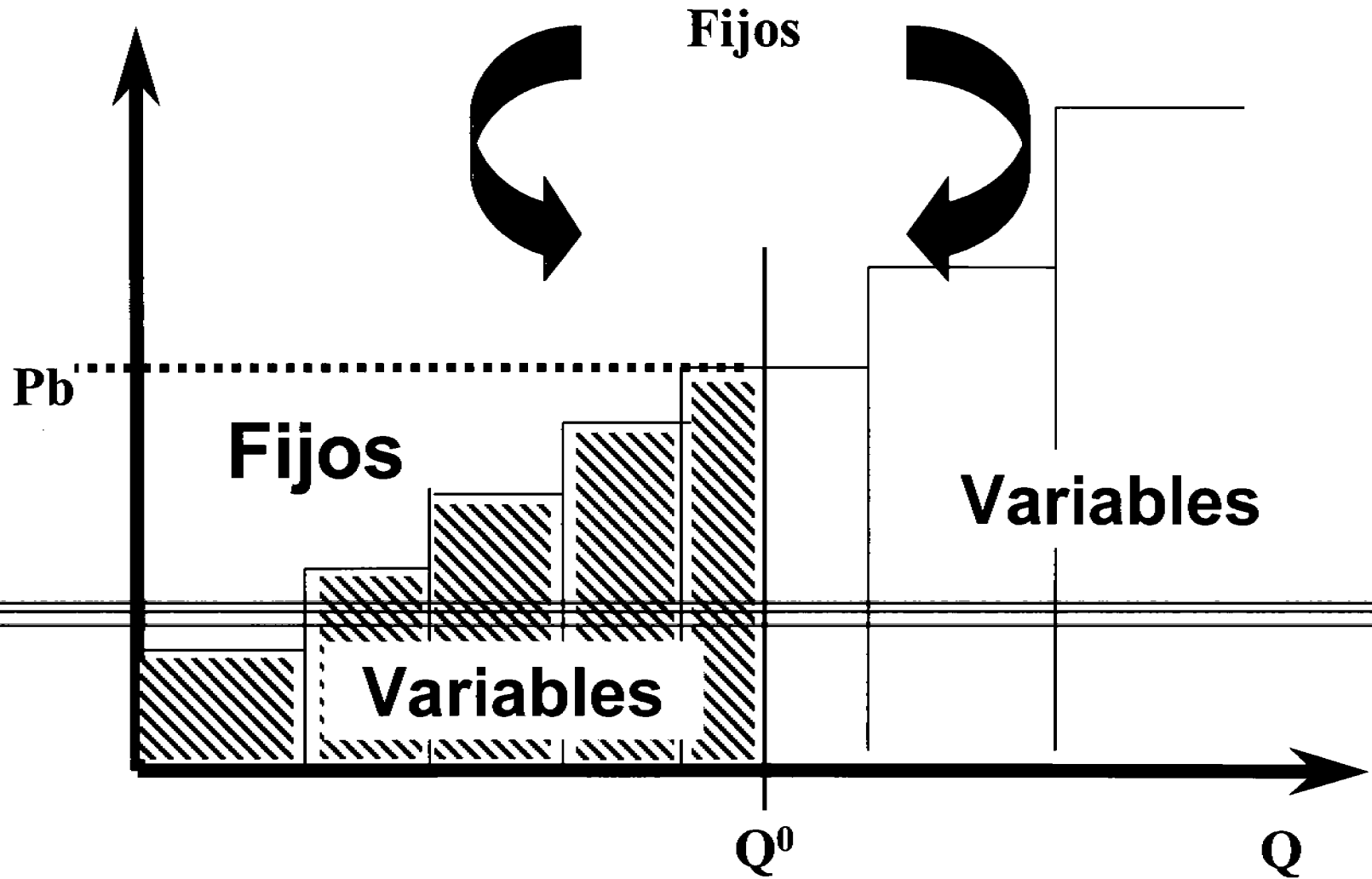
<b>COMPONENTE</b>	<b>VALOR Unitario</b>	<b>VALOR TOTAL</b>	<b>Ingresos Bolas Gen Inflexible</b>
MW merito	30	60	
Horas Merito o Restriccion	2		
Horas Inflexibles	3		
Gen Inflexible (MW)	27	81	2,936
<b>Generación Total MWh</b>		<b>141</b>	
<b>Consumo Combustible MBTU</b>		<b>1,357</b>	
Costo Suministro de Gas ( US\$/MBTU)	1.93		
Costo Trans Gas (US\$/MBTU)	0.3424		
<b>Costo Total Suministro y Trans</b>		<b>3,084</b>	
Costo Variable Arranque y Parada (US\$/MW)	287.96		
<b>Costo Total De arranque y parada</b>		<b>8,639</b>	
Tasa de Cambio	2238.77		
CEE (\$/kwh)	<b>25.843</b>		
Precio de Bolsa (\$/KWh)	81.137		
Costo AGC (\$/KWh)	5.66	<b>356</b>	
Costo A&M variable (US\$/MWh)	2.94	<b>415</b>	
Poder Calorifico (MBTU/Kpc)	0.9979		
Reforma Trib (\$/KWh)	1		
Precio de Oferta (\$/KWh)			
<b>Eficiencia (U. Com/MWh)</b>	<b>0.624</b>		
<b>Costo Total</b>		<b>9,558</b>	
<b>Precio de Oferta \$/Kwh</b>		<b>178,600</b>	
<b>Oferta realizada agente</b>		<b>890,000</b>	
<b>Valor Riesgo</b>		<b>711,400</b>	

	<b>\$MWh</b>
CEE	23,848
LEY 99/93	1,534
<b>BASE</b>	<b>25,382</b>

<b>COMPONENTE</b>	<b>UNIDAD</b>	<b>\$MWh</b>
GAS	1.5910	87,903
TRANSPORTE OPON-COGB	0.2687	14,856
PODER CALORIFICO	1.0010	
TRANSPORTE COGB-PLANTA	0.0360	1,991
CUOTA FOMENTO TRANSPORTE	0.0032	175
IMPUESTO TRANSPORTE	0.0127	8,296
CARGO ESTAMPILLA	0.1500	
TRM	2,210	
<b>TOTAL VARIABLES</b>		<b>113,220</b>
<b>TOTAL BASE + VARIABLES</b>		<b>138,602</b>

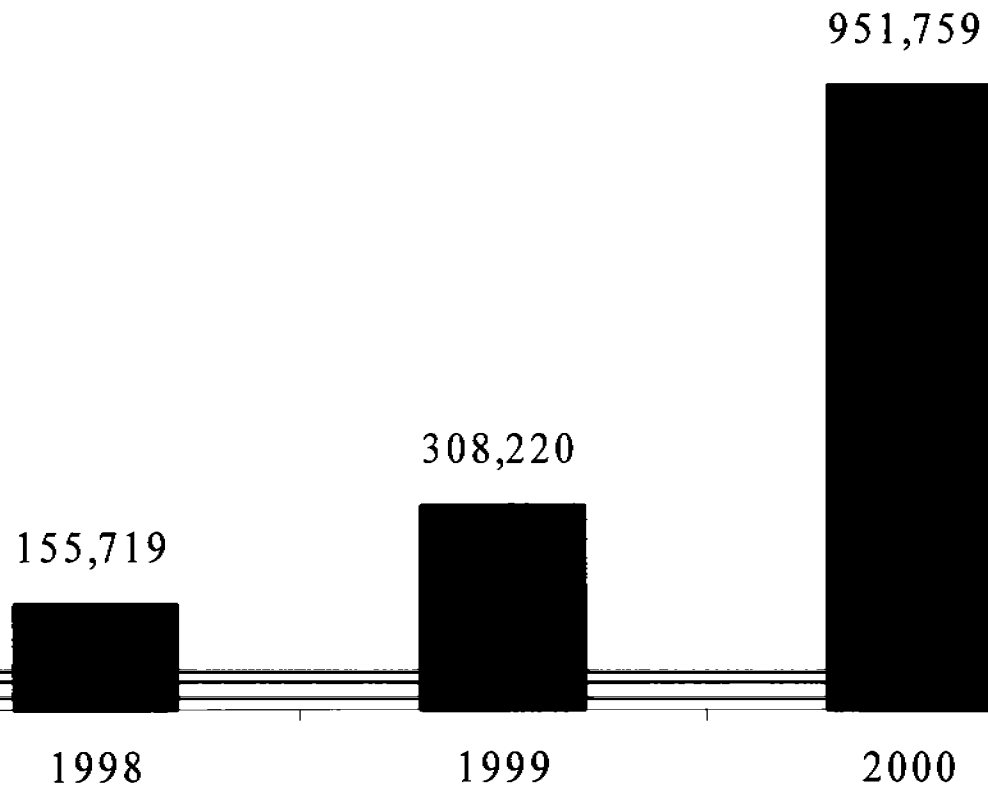
ARRANQUE	60,731
COSTO ESPERADO DAÑOS FUNCIONAMIENTO	343,778
COSTO PERMANECER EN VELOCIDAD SINCRONISMO	628,116
<b>COSTO TOTAL DE GENERACION = OFERTA</b>	<b>1,171,227</b>

# Recuperación de costos

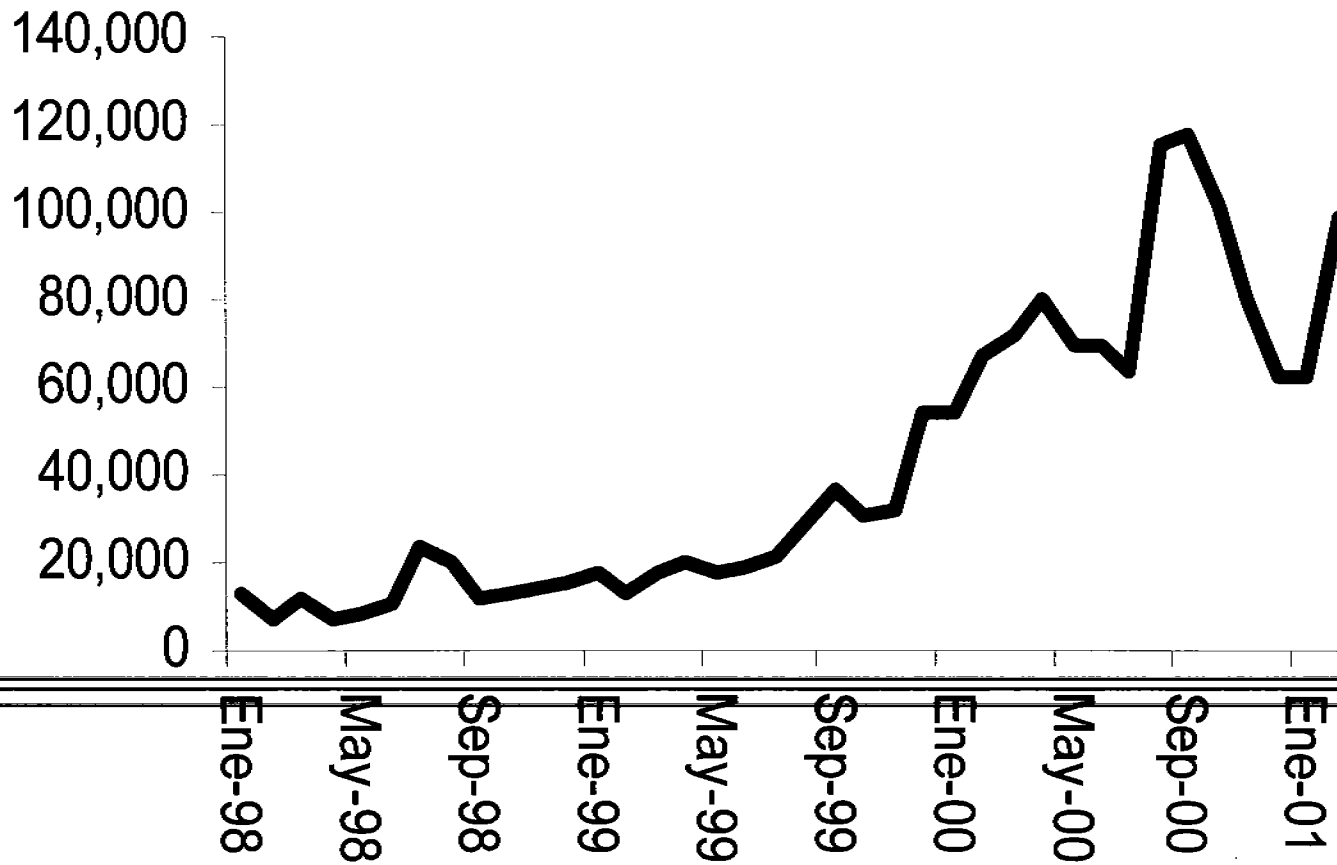




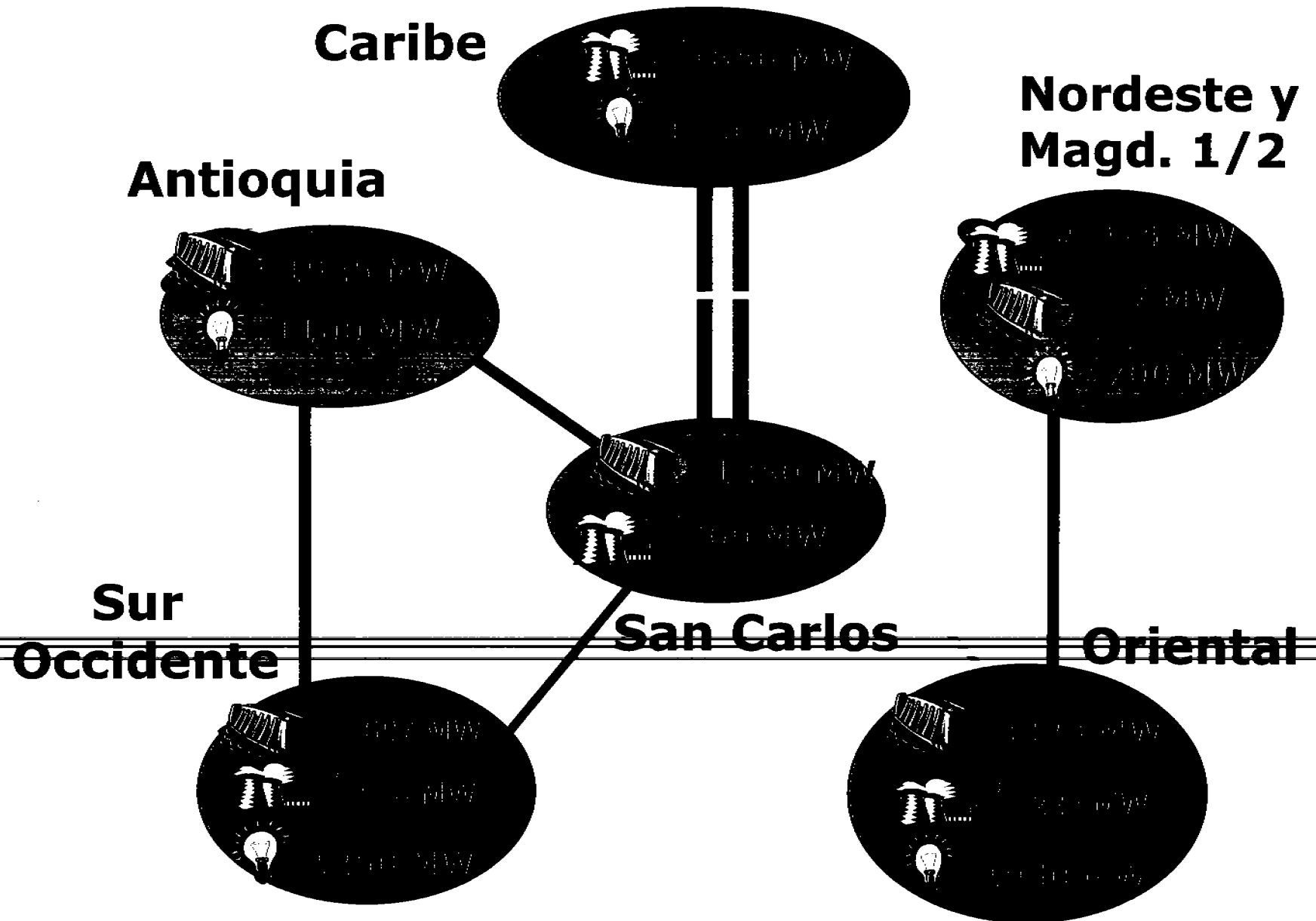
# Costo Restricciones



# Costo Restricciones



# ESTADO NORMAL DE LA RED (1999)



**ANEXO No. 2**

**MEMORIAS DE CÁLCULO COSTOS VARIABLES DE  
GENERACIÓN POR TIPO DE TECNOLOGÍA**

## MEMORIAS DE CÁLCULO COSTOS VARIABLES DE GENERACIÓN POR TIPO DE TECNOLOGÍA

### Costo de Arranque-Parada CAP plantas térmicas

El costo de arranque – parada es aquel en el cual se incurre para poner en operación y ubicar en línea la unidad, como resultado del despacho realizado por el CND.

#### Fórmula a aplicarse

$$CAP = \frac{A * FRC * I * C}{8760}$$

donde:

CAP= Costos de Arranque- Parada.

A = Porcentaje de la inversión total del equipo que se envejece o afecta por el proceso de arranque y parada.

FRC = Factor de recuperación del capital.

I = Inversión total actualizada en dólares americanos ( US \$).

C = Tiempo en horas de funcionamiento equivalente al arranque-parada.

El Factor de Recuperación de Capital (FRC) se calcula con la siguiente expresión:

$$FRC = \frac{i * (1 + i)^n}{(1 + i)^n - 1}$$

donde:

n = vida útil media en años.

i = tasa de descuento.

Los costos de arranque – parada, calculados con la fórmula indicada, se expresarán en dólares.

#### Parámetros a utilizarse

Para aplicar la fórmula anteriormente señalada se aplicarán los siguientes valores para los parámetros establecidos.

<b>VALOR PARAMETROS MODELO CAP</b>	
A	0.25
I	0.12
N	20
H	8760
C	20
FRC	0.13388

Los valores de I y de N corresponden a los utilizados para determinar el valor del cargo por Capacidad.

<b>Costo Índice de Inv US\$/KW</b>		
Gas Ciclo Combinado	Gas Ciclo Simple	Carbón
718.6	400.2	1556.3
771.2	437.2	1597.8
755.9	423.5	1597.9
755.5	437.6	1597.8
692.2	400.2	1600
742.8	437.2	1597.8
728.2	423.5	1585.2
727.8	437.6	1541.7
673.1	400.2	1541.7
722.4	437.2	
708.1	423.5	
707.7	437.6	
650.2	400.2	
697.7	437.2	
683.9	423.5	
683.5	437.6	
<b>713.7</b>	<b>424.6</b>	<b>1579.6</b>

Fuente UPME- Plan de Expansión

Los valores de C que se indican, incluyen la incidencia de otros componentes involucrados en el proceso de arranque.

### **Costo de Operación y Mantenimiento (COM)**

El Costo de Operación y Mantenimiento (COM), corresponde a los costos índices publicados por la UPME –Plan de Expansión-, considerando un factor adicional del 50%.

### **Costo de Combustible (Transporte y suministro)**

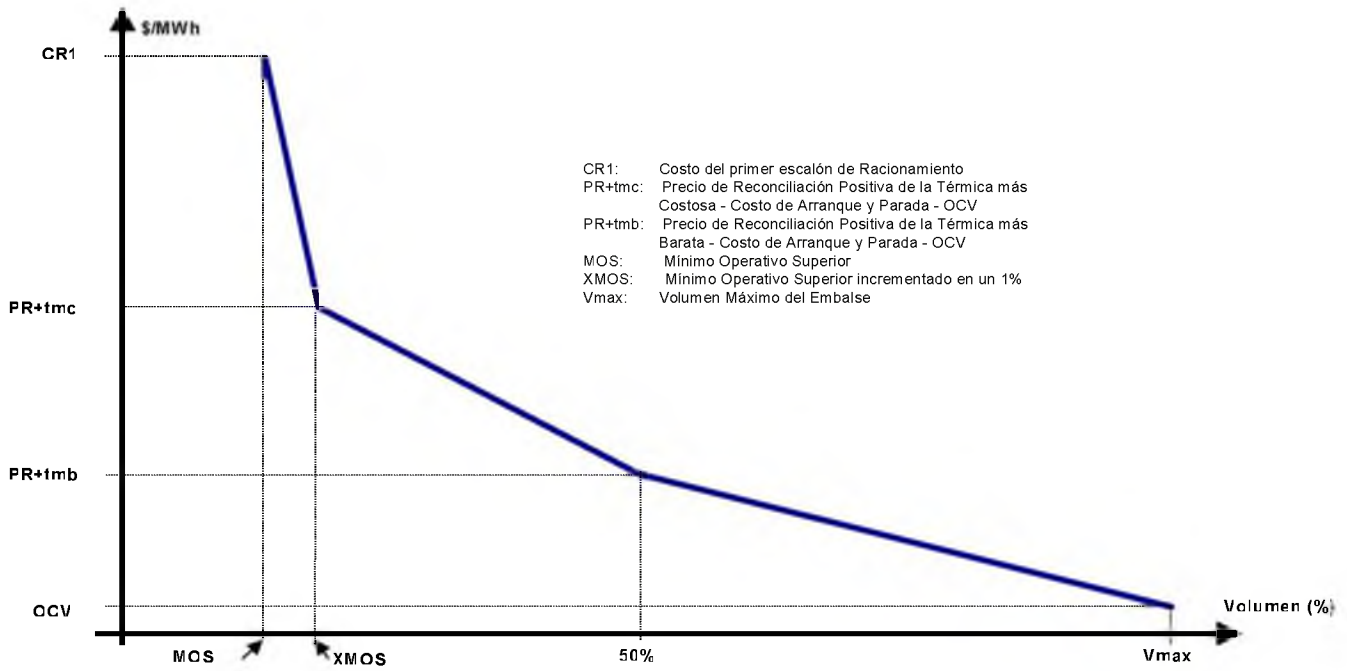
Para la determinación de los topes máximos de estas variables se utilizarán los valores máximos establecidos en las respectivas resoluciones, aprobadas por la Comisión de Regulación de Energía y Gas –CREG-.

### **Otros costos variables**

En esta componente se reconoce los otros costos variables en los cuales incurren los generadores por participar en el despacho, como son Cargo por Capacidad, gravámenes de Ley y servicios complementarios de generación.

### **Precio de reconciliación plantas hidroeléctricas.**

El precio de reconciliación positivo aplicable a generadores hidráulicos corresponde a los resultados obtenidos de las simulaciones realizadas por el CND, utilizando modelos de largo plazo los cuales consideran el costo de oportunidad del recurso hidráulico bajo un escenario hidrológico estocástico.



En las tablas adjuntas a este anexo se encuentran los resultados de la simulación realizada por el Centro Nacional de Despacho –CND– utilizadas para la determinación de la pendiente de cada uno de los tramos de la curva anterior utilizada para la determinación del precio de reconciliación positiva de generadores hidráulicos.



PROGRAMA DE OPTIMIZACION AS - TABLAS DE DECISION DEL SISTEMA : INT

FECHA INICIAL DEL HORIZONTE : 1 / 2 / 2001

\*\* COSTOS INCREMENTALES ( \$/MWH) \*\*      ESMERALDA      PERIODO :      1      FEBRE-2001

QWD/XMX %	64.40
-----	-----
106.2	0.00

\*\* COSTOS INCREMENTALES ( \$/MWH) \*\*      ESMERALDA      PERIODO :      2      MARZO-2001

QWD/XMX %	5.16	15.70	26.23	36.77	47.31	57.85	68.39	78.92	89.46	100.00
-----	-----	-----	-----	-----	-----	-----	-----	-----	-----	-----
3.6	0.00	-19685.13	-16393.27	-12043.54	-10784.21	-9978.70	-8628.59	-6705.20	-5414.03	-4155.67
6.6	0.00	-13504.94	-10778.39	-8825.47	-7472.05	-6264.23	-4878.95	-3700.35	-2819.40	-2064.58
9.7	0.00	-9961.68	-7782.16	-6217.71	-4938.02	-3862.97	-2875.83	-2121.22	-1547.01	-1094.06
12.7	0.00	-7752.85	-5862.35	-4493.93	-3405.46	-2550.43	-1848.73	-1330.12	-939.58	-646.56
15.8	0.00	-6296.52	-4616.07	-3422.20	-2509.97	-1827.16	-1298.23	-915.08	-630.78	-423.47

\*\* COSTOS INCREMENTALES ( \$/MWH) \*\*      ESMERALDA      PERIODO :      3      ABRIL-2001

QWD/XMX %	0.00	11.11	22.22	33.33	44.44	55.56	66.67	77.78	88.89	100.00
-----	-----	-----	-----	-----	-----	-----	-----	-----	-----	-----
5.2	0.00	-13966.39	-9254.01	-7692.79	-6075.14	-4371.60	-2875.85	-2000.32	-1313.67	-877.83
8.7	0.00	-9517.53	-6606.90	-5039.97	-3638.88	-2563.28	-1696.32	-1157.94	-763.61	-504.42
12.1	0.00	-6891.50	-4774.51	-3440.06	-2375.41	-1648.37	-1092.55	-735.55	-481.30	-309.92
15.6	0.00	-5210.66	-3556.81	-2468.31	-1665.65	-1142.65	-756.31	-502.60	-323.05	-201.18
19.0	0.00	-4077.78	-2738.90	-1854.66	-1236.30	-839.92	-553.96	-362.91	-227.26	-136.30

\*\* COSTOS INCREMENTALES ( \$/MWH) \*\*      ESMERALDA      PERIODO :      4      MAYO -2001

QWD/XMX %	0.00	11.11	22.22	33.33	44.44	55.56	66.67	77.78	88.89	100.00
-----	-----	-----	-----	-----	-----	-----	-----	-----	-----	-----
13.6	0.00	-6875.13	-5333.23	-3791.37	-2388.98	-1625.54	-1172.65	-858.59	-603.37	-395.34
27.0	0.00	-4304.00	-3063.57	-2158.68	-1404.66	-966.94	-681.71	-473.38	-313.13	-190.68
40.4	0.00	-3010.50	-2070.62	-1450.78	-958.70	-656.68	-450.99	-298.80	-188.17	-108.27
53.9	0.00	-2264.97	-1534.22	-1069.30	-710.85	-480.74	-321.59	-204.20	-123.36	-67.72
67.3	0.00	-1795.24	-1207.18	-836.58	-556.25	-369.79	-241.19	-147.33	-85.86	-45.32

\*\* COSTOS INCREMENTALES ( \$/MWH) \*\*      ESMERALDA      PERIODO :      5      JUNIO-2001

QWD/XMX %	0.83	11.85	22.87	33.89	44.90	55.92	66.94	77.96	88.98	100.00
-----------	------	-------	-------	-------	-------	-------	-------	-------	-------	--------

33.1	0.00	-6669.47	-4550.50	-2923.71	-2263.67	-1765.44	-1330.66	-954.59	-639.71	-384.54
55.8	0.00	-4421.63	-2961.29	-2008.28	-1526.25	-1149.67	-828.69	-564.82	-355.47	-198.12
78.6	0.00	-3141.10	-2104.92	-1459.59	-1084.48	-790.94	-547.23	-356.45	-212.63	-111.53
101.3	0.00	-2360.43	-1588.28	-1106.65	-802.62	-568.16	-378.67	-236.97	-134.94	-67.30
124.0	0.00	-1854.11	-1251.14	-866.70	-613.12	-422.20	-272.01	-164.26	-89.87	-42.95

\*\* COSTOS INCREMENTALES ( \$/MWH) \*\*      ESMERALDA      PERIODO :      6      JULIO-2001

QWD/XMX %	2.50	13.34	24.17	35.00	45.83	56.67	67.50	78.33	89.17	100.00
74.5	0.00	-5886.08	-4417.78	-3624.97	-2967.41	-2358.54	-1801.26	-1313.32	-887.60	-490.61
97.3	0.00	-4745.00	-3605.96	-2902.49	-2337.26	-1809.47	-1340.15	-945.26	-615.65	-317.13
120.0	0.00	-3882.79	-2960.05	-2333.95	-1850.72	-1396.31	-1004.11	-687.21	-432.91	-209.58
142.8	0.00	-3223.29	-2448.19	-1889.50	-1477.15	-1086.94	-760.22	-506.15	-309.36	-141.78
165.6	0.00	-2710.87	-2040.54	-1540.97	-1189.04	-854.04	-581.96	-377.83	-224.64	-97.99

\*\* COSTOS INCREMENTALES ( \$/MWH) \*\*      ESMERALDA      PERIODO :      7      AGOST-2001

QWD/XMX %	5.62	16.10	26.59	37.08	47.57	58.05	68.54	79.03	89.51	100.00
97.2	0.00	-7776.02	-6677.95	-5694.05	-4916.28	-4087.83	-3353.79	-2640.03	-1941.49	-1321.74
122.2	0.00	-7009.99	-5936.39	-4998.68	-4236.37	-3443.77	-2772.81	-2131.60	-1519.02	-999.45
147.1	0.00	-6369.29	-5315.57	-4411.17	-3672.58	-2922.09	-2312.96	-1739.83	-1204.70	-769.32
172.1	0.00	-5830.91	-4791.38	-3913.35	-3203.30	-2497.86	-1946.58	-1435.19	-968.21	-602.11
197.0	0.00	-5375.04	-4344.96	-3489.01	-2809.63	-2149.45	-1651.03	-1194.63	-786.77	-477.44

\*\* COSTOS INCREMENTALES ( \$/MWH) \*\*      ESMERALDA      PERIODO :      8      SEPTI-2001

QWD/XMX %	9.70	19.73	29.77	39.80	49.83	59.87	69.90	79.93	89.97	100.00
83.2	0.00	-9607.87	-9006.81	-8241.96	-7357.86	-6502.98	-5581.92	-4634.86	-3714.43	-2815.23
105.9	0.00	-9312.86	-8621.62	-7780.10	-6860.02	-5965.45	-5011.05	-4075.43	-3199.33	-2372.76
128.6	0.00	-9059.63	-8293.34	-7390.96	-6442.60	-5521.62	-4546.49	-3630.64	-2799.53	-2037.28
151.2	0.00	-8839.42	-8009.50	-7057.64	-6086.77	-5147.68	-4159.42	-3267.28	-2479.19	-1773.93
173.9	0.00	-8645.39	-7760.24	-6767.12	-5778.70	-4827.61	-3831.47	-2964.94	-2217.44	-1562.65

\*\* COSTOS INCREMENTALES ( \$/MWH) \*\*      ESMERALDA      PERIODO :      9      OCTUB-2001

QWD/XMX %	11.50	21.33	31.17	41.00	50.83	60.67	70.50	80.33	90.17	100.00
49.4	0.00	-11098.56	-10594.69	-10113.46	-9388.39	-8419.50	-7030.36	-5425.11	-4001.13	-2690.41
66.2	0.00	-10950.79	-10424.40	-9848.67	-9011.90	-7951.19	-6370.51	-4646.47	-3277.26	-2111.95
83.1	0.00	-10833.92	-10283.15	-9634.37	-8713.69	-7587.01	-5834.06	-4040.89	-2742.64	-1704.63
99.9	0.00	-10738.35	-10164.64	-9457.50	-8471.20	-7295.62	-5386.91	-3556.67	-2333.44	-1405.73
116.7	0.00	-10658.61	-10064.07	-9309.07	-8270.15	-7057.38	-5007.78	-3161.04	-2012.16	-1178.41

** COSTOS INCREMENTALES ( \$/MWH) **		ESMERALDA		PERIODO : 10		NOVIE-2001				
QWD/XMX %	13.15	22.80	32.45	42.10	51.75	61.40	71.05	80.70	90.35	100.00
37.3	0.00	-13112.06	-12129.91	-11298.63	-10561.95	-9701.47	-8372.36	-6305.67	-4405.44	-3081.48
51.4	0.00	-13475.33	-12448.97	-11576.53	-10829.87	-10018.04	-8864.75	-7042.49	-5211.78	-3813.48
65.5	0.00	-13755.09	-12695.62	-11790.51	-11032.47	-10249.34	-9210.91	-7570.35	-5828.79	-4404.80
79.6	0.00	-13981.97	-12896.38	-11964.28	-11194.63	-10429.82	-9471.96	-7972.73	-6321.09	-4896.17
93.8	0.00	-14171.59	-13064.65	-12109.63	-11328.91	-10575.93	-9677.03	-8290.53	-6724.39	-5313.33

** COSTOS INCREMENTALES ( \$/MWH) **		ESMERALDA		PERIODO : 11		DICIE-2001				
QWD/XMX %	14.75	24.22	33.69	43.16	52.64	62.11	71.58	81.05	90.53	100.00
26.2	0.00	-18716.27	-17275.32	-15812.54	-14671.92	-13755.20	-12843.02	-12057.10	-11185.06	-10125.19
40.7	0.00	-17438.66	-15982.73	-14656.59	-13570.59	-12701.86	-11884.17	-11206.58	-10256.08	-8883.10
55.2	0.00	-16558.85	-15125.09	-13879.02	-12842.87	-12019.87	-11265.89	-10645.54	-9527.02	-7850.91
69.7	0.00	-15905.75	-14502.44	-13311.03	-12318.69	-11534.01	-10823.88	-10235.12	-8919.96	-6984.16
84.2	0.00	-15399.73	-14027.40	-12876.42	-11922.15	-11168.81	-10489.70	-9918.50	-8403.20	-6252.52

** COSTOS INCREMENTALES ( \$/MWH) **		ESMERALDA		PERIODO : 12		ENERO-2002				
QWD/XMX %	14.70	24.18	33.66	43.14	52.61	62.09	71.57	81.05	90.52	100.00
10.2	0.00	-22242.36	-20694.66	-19623.29	-18340.61	-16974.31	-15192.68	-14007.49	-12992.99	-12137.87
18.1	0.00	-19868.89	-18041.33	-16596.22	-15136.16	-13942.21	-12866.16	-11989.29	-11281.85	-10647.15
26.1	0.00	-17969.24	-16074.93	-14634.65	-13283.69	-12303.74	-11546.77	-10820.63	-10208.93	-9604.60
34.0	0.00	-16598.59	-14760.14	-13429.74	-12186.16	-11329.09	-10705.57	-10031.27	-9420.09	-8784.90
41.9	0.00	-15631.16	-13879.18	-12669.19	-11498.30	-10691.88	-10111.32	-9445.22	-8805.60	-8130.38

** COSTOS INCREMENTALES ( \$/MWH) **		ESMERALDA		PERIODO : 13		FEBRE-2002				
QWD/XMX %	11.74	21.55	31.35	41.16	50.97	60.77	70.58	80.39	90.19	100.00
3.8	0.00	-20842.21	-19124.80	-17524.83	-16137.48	-14224.37	-12829.69	-11773.44	-10587.02	-9192.41
8.7	0.00	-18626.34	-16872.92	-15215.97	-13768.93	-12163.86	-11004.14	-10059.45	-9008.96	-7836.36
13.7	0.00	-17315.47	-15547.99	-13915.48	-12498.65	-11062.54	-10006.70	-9112.98	-8130.05	-7065.62
18.6	0.00	-16394.32	-14627.66	-13030.10	-11655.12	-10327.20	-9331.38	-8468.84	-7529.67	-6533.45
23.5	0.00	-15691.91	-13931.64	-12373.19	-11034.51	-9782.90	-8826.85	-7985.52	-7078.37	-6131.52

** COSTOS INCREMENTALES ( \$/MWH) **		ESMERALDA		PERIODO : 14		MARZO-2002				
QWD/XMX %	5.16	15.70	26.23	36.77	47.31	57.85	68.39	78.92	89.46	100.00
3.6	0.00	-21417.41	-19686.06	-17925.70	-15167.40	-12228.78	-11015.77	-9888.52	-8657.42	-6519.67
6.6	0.00	-16885.76	-14404.32	-12427.99	-10602.01	-9309.93	-8256.77	-7186.09	-5946.83	-4598.36
9.7	0.00	-13217.73	-10969.94	-9425.31	-8131.14	-7113.48	-6090.79	-5109.63	-4117.90	-3217.28

12.7	0.00	-10848.01	-8911.39	-7597.58	-6481.16	-5528.81	-4601.21	-3759.99	-2986.45	-2329.84
15.8	0.00	-9321.05	-7587.18	-6378.42	-5338.55	-4446.09	-3623.72	-2909.40	-2286.06	-1769.15

**\*\* COSTOS INCREMENTALES ( \$/MWH) \*\*      ESMERALDA      PERIODO :    15      ABRIL-2002**

QWD/XMX %	0.00	11.11	22.22	33.33	44.44	55.56	66.67	77.78	88.89	100.00
-----	-----	-----	-----	-----	-----	-----	-----	-----	-----	-----
5.2	0.00	-16738.15	-14517.40	-12731.21	-8846.77	-7535.10	-5847.72	-4652.21	-3890.17	-3104.98
8.7	0.00	-12838.41	-10620.56	-8856.01	-6659.36	-5462.46	-4197.31	-3329.78	-2691.19	-2071.82
12.1	0.00	-10166.52	-8180.27	-6621.39	-5107.98	-4089.28	-3125.85	-2453.49	-1918.31	-1425.23
15.6	0.00	-8305.83	-6555.42	-5201.06	-4034.30	-3173.87	-2413.86	-1868.59	-1411.33	-1012.25
19.0	0.00	-6968.18	-5420.63	-4238.71	-3279.99	-2544.79	-1924.03	-1466.94	-1066.74	-739.03

**\*\* COSTOS INCREMENTALES ( \$/MWH) \*\*      ESMERALDA      PERIODO :    16      MAYO -2002**

QWD/XMX %	0.00	11.11	22.22	33.33	44.44	55.56	66.67	77.78	88.89	100.00
-----	-----	-----	-----	-----	-----	-----	-----	-----	-----	-----
13.6	0.00	-11782.40	-8139.13	-7195.15	-6213.97	-5065.49	-3623.65	-2662.33	-1949.53	-1450.66
27.0	0.00	-7994.69	-5926.58	-4956.71	-4029.34	-3140.28	-2267.26	-1649.85	-1192.75	-850.61
40.4	0.00	-6051.31	-4575.42	-3698.25	-2913.07	-2210.83	-1598.16	-1144.55	-811.54	-555.49
53.9	0.00	-4858.96	-3690.68	-2913.99	-2249.73	-1671.97	-1204.73	-846.65	-588.10	-387.81
67.3	0.00	-4054.70	-3077.61	-2388.72	-1817.81	-1324.98	-948.91	-653.51	-445.03	-283.74

**\*\* COSTOS INCREMENTALES ( \$/MWH) \*\*      ESMERALDA      PERIODO :    17      JUNIO-2002**

QWD/XMX %	0.83	11.85	22.87	33.89	44.90	55.92	66.94	77.96	88.98	100.00
-----	-----	-----	-----	-----	-----	-----	-----	-----	-----	-----
33.1	0.00	-11528.66	-8071.68	-6008.96	-4340.57	-3300.58	-2609.55	-2074.39	-1615.31	-1212.72
55.8	0.00	-7963.55	-5910.42	-4318.08	-3156.96	-2427.43	-1888.03	-1459.90	-1085.19	-768.37
78.6	0.00	-5953.29	-4515.65	-3282.60	-2408.81	-1855.64	-1414.04	-1062.84	-755.54	-507.98
101.3	0.00	-4688.97	-3582.94	-2600.69	-1900.71	-1461.34	-1089.68	-796.89	-543.52	-349.16
124.0	0.00	-3834.78	-2933.12	-2125.80	-1537.21	-1177.56	-859.32	-612.26	-402.03	-248.10

**\*\* COSTOS INCREMENTALES ( \$/MWH) \*\*      ESMERALDA      PERIODO :    18      JULIO-2002**

QWD/XMX %	2.50	13.34	24.17	35.00	45.83	56.67	67.50	78.33	89.17	100.00
-----	-----	-----	-----	-----	-----	-----	-----	-----	-----	-----
74.5	0.00	-9732.85	-6585.49	-5255.92	-4238.06	-3516.06	-2883.56	-2329.09	-1824.78	-1328.79
97.3	0.00	-7807.57	-5493.85	-4391.86	-3550.44	-2891.95	-2332.18	-1837.06	-1389.62	-963.79
120.0	0.00	-6416.87	-4615.48	-3696.10	-2983.85	-2380.86	-1888.55	-1449.96	-1060.53	-703.75
142.8	0.00	-5385.39	-3907.42	-3133.50	-2520.25	-1967.36	-1535.96	-1149.84	-814.88	-519.31
165.6	0.00	-4600.44	-3331.94	-2674.64	-2140.32	-1633.43	-1256.15	-917.54	-631.31	-387.80

**\*\* COSTOS INCREMENTALES ( \$/MWH) \*\*      ESMERALDA      PERIODO :    19      AGOST-2002**

QWD/XMX %	5.62	16.10	26.59	37.08	47.57	58.05	68.54	79.03	89.51	100.00
-----	-----	-----	-----	-----	-----	-----	-----	-----	-----	-----

97.2	0.00	-10268.13	-7826.67	-6718.04	-5810.97	-4873.15	-4212.48	-3556.16	-2898.19	-2280.49
122.2	0.00	-9000.69	-7096.38	-6004.40	-5152.32	-4277.33	-3680.14	-3030.75	-2416.24	-1862.53
147.1	0.00	-8040.54	-6480.88	-5394.09	-4591.38	-3769.75	-3226.55	-2595.35	-2028.74	-1534.63
172.1	0.00	-7290.39	-5959.68	-4868.67	-4111.14	-3336.49	-2840.72	-2234.95	-1716.11	-1275.95
197.0	0.00	-6687.85	-5515.41	-4413.66	-3697.62	-2965.10	-2511.53	-1934.91	-1461.53	-1069.38

\*\* COSTOS INCREMENTALES ( \$/MWH) \*\*      ESMERALDA      PERIODO :    20      SEPTI-2002

QWD/XMX %	9.70	19.73	29.77	39.80	49.83	59.87	69.90	79.93	89.97	100.00
83.2	0.00	-10891.73	-9851.16	-7928.68	-7384.02	-6743.68	-5918.38	-4950.82	-4255.15	-3578.44
105.9	0.00	-10111.52	-9158.53	-7525.92	-6941.95	-6271.58	-5425.10	-4517.93	-3842.42	-3181.36
128.6	0.00	-9523.39	-8624.46	-7185.51	-6574.70	-5883.77	-5017.30	-4157.67	-3500.50	-2858.66
151.2	0.00	-9062.49	-8197.50	-6893.38	-6263.42	-5557.70	-4672.19	-3852.12	-3212.17	-2520.38
173.9	0.00	-8686.69	-7844.43	-6639.19	-5995.18	-5278.26	-4374.09	-3588.16	-2964.92	-2363.96

\*\* COSTOS INCREMENTALES ( \$/MWH) \*\*      ESMERALDA      PERIODO :    21      OCTUB-2002

QWD/XMX %	11.50	21.33	31.17	41.00	50.83	60.67	70.50	80.33	90.17	100.00
49.4	0.00	-12005.07	-11091.74	-8723.25	-7987.02	-7110.67	-6262.95	-5479.67	-4666.34	-3794.27
66.2	0.00	-11048.00	-10177.32	-8355.80	-7637.32	-6813.10	-5857.80	-5000.27	-4129.34	-3247.98
83.1	0.00	-10390.30	-9560.54	-8072.42	-7365.02	-6570.40	-5503.11	-4587.39	-3685.61	-2816.83
99.9	0.00	-9910.10	-9116.41	-7846.61	-7145.80	-6368.37	-5190.51	-4229.84	-3314.78	-2469.53
116.7	0.00	-9546.62	-8783.86	-7662.08	-6965.10	-6197.43	-4914.10	-3918.04	-3000.64	-2184.76

\*\* COSTOS INCREMENTALES ( \$/MWH) \*\*      ESMERALDA      PERIODO :    22      NOVI-2002

QWD/XMX %	13.15	22.80	32.45	42.10	51.75	61.40	71.05	80.70	90.35	100.00
37.3	0.00	-10364.84	-9440.48	-8743.47	-8234.48	-7668.89	-6731.88	-5358.00	-4178.14	-3184.76
51.4	0.00	-10912.92	-9853.24	-9063.26	-8547.83	-8001.80	-7178.37	-5986.23	-4852.34	-3828.61
65.5	0.00	-11369.82	-10187.09	-9310.12	-8786.51	-8250.45	-7500.62	-6439.88	-5360.42	-4332.38
79.6	0.00	-11765.99	-10470.03	-9511.25	-8978.58	-8446.87	-7748.42	-6788.94	-5762.66	-4741.88
93.8	0.00	-12115.16	-10715.08	-9679.77	-9137.69	-8607.12	-7946.61	-7067.63	-6090.41	-5082.79

\*\* COSTOS INCREMENTALES ( \$/MWH) \*\*      ESMERALDA      PERIODO :    23      DICIE-2002

QWD/XMX %	14.75	24.22	33.69	43.16	52.64	62.11	71.58	81.05	90.53	100.00
26.2	0.00	-16242.50	-14718.51	-13790.85	-12461.04	-11425.84	-10850.32	-10241.51	-9575.79	-8774.06
40.7	0.00	-14677.65	-13223.65	-12281.27	-11237.19	-10385.92	-9853.29	-9278.92	-8601.48	-7647.49
55.2	0.00	-13628.89	-12262.83	-11346.30	-10453.85	-9698.12	-9181.56	-8620.82	-7895.52	-6757.73
69.7	0.00	-12875.13	-11586.55	-10701.81	-9898.70	-9198.33	-8686.38	-8130.87	-7346.88	-6030.36
84.2	0.00	-12308.73	-11084.49	-10229.77	-9482.37	-8816.07	-8303.45	-7749.44	-6905.27	-5425.22

\*\* COSTOS INCREMENTALES ( \$/MWH) \*\*      ESMERALDA      PERIODO :    24      ENERO-2003

QWD/XMX %	14.70	24.18	33.66	43.14	52.61	62.09	71.57	81.05	90.52	100.00
10.2	0.00	-20582.41	-18594.78	-17707.77	-16700.15	-15146.15	-13592.34	-11825.33	-10961.27	-10105.34
18.1	0.00	-17568.01	-15759.13	-14459.07	-13248.73	-11911.46	-10942.98	-9962.16	-9299.03	-8580.00
26.1	0.00	-15324.84	-13614.51	-12293.68	-11260.54	-10234.13	-9481.78	-8735.46	-8085.92	-7366.01
34.0	0.00	-13767.90	-12203.31	-10951.64	-10085.73	-9210.35	-8514.15	-7823.64	-7150.39	-6427.43
41.9	0.00	-12701.66	-11288.11	-10097.23	-9328.75	-8502.98	-7803.29	-7117.81	-6426.08	-5713.56

\*\* COSTOS INCREMENTALES ( \$/MWH) \*\*      ESMERALDA      PERIODO :    25      FEBRE-2003

QWD/XMX %	11.74	21.55	31.35	41.16	50.97	60.77	70.58	80.39	90.19	100.00
3.8	0.00	-18567.59	-17196.83	-15127.68	-13835.65	-11557.15	-9668.47	-8547.85	-7399.02	-6383.19
8.7	0.00	-16348.69	-14702.68	-12782.26	-11483.17	-9674.82	-8175.06	-7171.80	-6191.39	-5331.74
13.7	0.00	-15020.43	-13295.08	-11479.45	-10220.97	-8653.21	-7341.28	-6406.97	-5517.21	-4739.02
18.6	0.00	-14081.31	-12335.30	-10597.25	-9383.70	-7968.26	-6772.05	-5886.21	-5056.89	-4332.48
23.5	0.00	-13361.70	-11616.12	-9946.03	-8769.35	-7459.89	-6344.77	-5496.26	-4711.73	-4026.97

\*\* COSTOS INCREMENTALES ( \$/MWH) \*\*      ESMERALDA      PERIODO :    26      MARZO-2003

QWD/XMX %	5.16	15.70	26.23	36.77	47.31	57.85	68.39	78.92	89.46	100.00
3.6	0.00	-18151.96	-16585.30	-14243.86	-12144.77	-9990.21	-9086.96	-8096.75	-7116.45	-5936.69
6.6	0.00	-13371.07	-11334.42	-9395.50	-8307.41	-7174.31	-6273.39	-5311.04	-4324.43	-3406.20
9.7	0.00	-10124.17	-8384.62	-6991.92	-6050.12	-5088.14	-4225.72	-3411.09	-2659.72	-2034.65
12.7	0.00	-8188.45	-6686.98	-5503.55	-4615.11	-3741.36	-2977.92	-2328.67	-1777.00	-1343.83
15.8	0.00	-6991.19	-5618.69	-4528.53	-3699.37	-2904.39	-2237.09	-1718.51	-1299.53	-977.33

\*\* COSTOS INCREMENTALES ( \$/MWH) \*\*      ESMERALDA      PERIODO :    27      ABRIL-2003

QWD/XMX %	0.00	11.11	22.22	33.33	44.44	55.56	66.67	77.78	88.89	100.00
5.2	0.00	-15546.87	-13833.90	-11520.14	-10107.37	-6111.71	-4199.32	-3316.42	-2781.78	-2217.97
8.7	0.00	-12041.72	-10004.71	-7865.88	-6558.00	-4317.07	-2982.84	-2354.90	-1907.06	-1469.52
12.1	0.00	-9467.27	-7487.09	-5707.32	-4568.44	-3142.84	-2192.92	-1713.99	-1343.17	-1002.61
15.6	0.00	-7609.21	-5800.25	-4333.89	-3367.61	-2371.74	-1667.67	-1285.08	-975.22	-706.83
19.0	0.00	-6247.63	-4631.33	-3412.58	-2594.78	-1849.29	-1306.08	-990.39	-727.34	-512.99

\*\* COSTOS INCREMENTALES ( \$/MWH) \*\*      ESMERALDA      PERIODO :    28      MAYO -2003

QWD/XMX %	0.00	11.11	22.22	33.33	44.44	55.56	66.67	77.78	88.89	100.00
13.6	0.00	-9782.55	-6469.33	-5810.38	-5005.34	-4067.36	-3233.97	-1990.71	-1316.89	-893.73
27.0	0.00	-6316.85	-4431.85	-3746.62	-2998.56	-2313.65	-1742.48	-1090.41	-715.24	-472.42
40.4	0.00	-4590.14	-3277.39	-2665.17	-2046.00	-1526.11	-1109.85	-693.63	-447.10	-287.00
53.9	0.00	-3568.42	-2559.99	-2023.84	-1511.78	-1097.04	-776.53	-480.19	-303.32	-189.50

67.3            0.00    -2902.94    -2082.66    -1611.23    -1180.46    -835.24    -577.62    -351.59    -217.51    -132.57

**\*\* COSTOS INCREMENTALES ( \$/MWH) \*\*            ESMERALDA            PERIODO :    29            JUNIO-2003**

QWD/XMX %	0.83	11.85	22.87	33.89	44.90	55.92	66.94	77.96	88.98	100.00
-----	-----	-----	-----	-----	-----	-----	-----	-----	-----	-----
33.1	0.00	-10647.85	-9676.69	-5750.56	-3767.10	-2584.41	-1875.52	-1399.97	-1053.21	-779.58
55.8	0.00	-7413.51	-6295.30	-3928.58	-2660.69	-1853.40	-1355.40	-999.18	-726.01	-509.29
78.6	0.00	-5536.11	-4480.55	-2892.76	-1988.20	-1398.30	-1020.71	-738.79	-517.14	-345.50
101.3	0.00	-4334.01	-3391.48	-2243.69	-1547.61	-1092.96	-793.11	-562.00	-379.41	-242.74
124.0	0.00	-3513.55	-2685.25	-1808.25	-1242.03	-876.82	-631.34	-437.41	-285.43	-175.72

**\*\* COSTOS INCREMENTALES ( \$/MWH) \*\*            ESMERALDA            PERIODO :    30            JULIO-2003**

QWD/XMX %	2.50	13.34	24.17	35.00	45.83	56.67	67.50	78.33	89.17	100.00
-----	-----	-----	-----	-----	-----	-----	-----	-----	-----	-----
74.5	0.00	-9223.04	-7087.12	-4398.93	-3457.85	-2565.68	-2038.76	-1610.86	-1255.65	-948.07
97.3	0.00	-7290.10	-5541.92	-3668.79	-2848.18	-2130.96	-1680.40	-1295.55	-983.62	-719.24
120.0	0.00	-5911.49	-4455.12	-3074.68	-2372.22	-1777.49	-1387.09	-1042.43	-771.90	-547.50
142.8	0.00	-4899.64	-3663.24	-2593.67	-1995.59	-1490.80	-1149.27	-841.96	-609.13	-419.94
165.6	0.00	-4136.38	-3066.89	-2202.50	-1693.06	-1257.41	-956.56	-683.53	-483.95	-324.93

**\*\* COSTOS INCREMENTALES ( \$/MWH) \*\*            ESMERALDA            PERIODO :    31            AGOST-2003**

QWD/XMX %	5.62	16.10	26.59	37.08	47.57	58.05	68.54	79.03	89.51	100.00
-----	-----	-----	-----	-----	-----	-----	-----	-----	-----	-----
97.2	0.00	-8940.86	-8426.15	-5700.03	-4517.46	-3713.49	-3101.95	-2581.94	-2081.85	-1682.91
122.2	0.00	-7714.18	-7145.71	-4969.34	-3982.59	-3233.71	-2693.97	-2197.67	-1735.38	-1382.60
147.1	0.00	-6787.01	-6187.63	-4378.85	-3529.97	-2831.21	-2349.59	-1879.71	-1456.46	-1145.24
172.1	0.00	-6065.48	-5449.35	-3892.11	-3145.26	-2491.88	-2058.94	-1616.83	-1231.31	-956.65
197.0	0.00	-5488.70	-4864.22	-3484.08	-2816.26	-2203.83	-1812.61	-1398.24	-1047.94	-805.16

**\*\* COSTOS INCREMENTALES ( \$/MWH) \*\*            ESMERALDA            PERIODO :    32            SEPTI-2003**

QWD/XMX %	9.70	19.73	29.77	39.80	49.83	59.87	69.90	79.93	89.97	100.00
-----	-----	-----	-----	-----	-----	-----	-----	-----	-----	-----
83.2	0.00	-9394.87	-8949.13	-6870.91	-6126.91	-5444.24	-4705.89	-4056.46	-3310.08	-2693.37
105.9	0.00	-8653.45	-8167.77	-6431.51	-5720.28	-5050.66	-4317.46	-3658.97	-2959.55	-2372.41
128.6	0.00	-8097.66	-7583.69	-6080.50	-5392.09	-4734.58	-4001.31	-3335.76	-2674.66	-2114.40
151.2	0.00	-7664.81	-7129.85	-5792.10	-5120.22	-4473.73	-3737.28	-3066.45	-2437.83	-1901.72
173.9	0.00	-7315.20	-6764.68	-5550.06	-4890.62	-4254.18	-3512.17	-2837.37	-2237.20	-1723.79

**\*\* COSTOS INCREMENTALES ( \$/MWH) \*\*            ESMERALDA            PERIODO :    33            OCTUB-2003**

QWD/XMX %	11.50	21.33	31.17	41.00	50.83	60.67	70.50	80.33	90.17	100.00
-----	-----	-----	-----	-----	-----	-----	-----	-----	-----	-----
49.4	0.00	-11231.36	-9888.80	-9159.41	-7124.49	-6255.12	-5478.37	-4824.73	-4112.31	-3470.87

66.2	0.00	-10256.70	-9018.11	-8356.24	-6769.62	-5972.10	-5195.23	-4483.01	-3705.17	-3031.87
83.1	0.00	-9565.11	-8424.70	-7804.05	-6497.23	-5752.02	-4954.42	-4181.20	-3356.48	-2673.11
99.9	0.00	-9048.55	-7993.42	-7401.10	-6281.52	-5575.09	-4746.86	-3913.29	-3057.13	-2376.46
116.7	0.00	-8650.23	-7667.78	-7095.61	-6106.49	-5429.37	-4566.22	-3675.05	-2797.96	-2127.90

\*\* COSTOS INCREMENTALES ( \$/MWH) \*\*      ESMERALDA      PERIODO :    34      NOVIEMBRE-2003

QWD/XMX %	13.15	22.80	32.45	42.10	51.75	61.40	71.05	80.70	90.35	100.00
-----	-----	-----	-----	-----	-----	-----	-----	-----	-----	-----
37.3	0.00	-9432.53	-8635.48	-7879.37	-7230.33	-6772.38	-6233.31	-5179.36	-4208.79	-3345.13
51.4	0.00	-10033.40	-9171.50	-8296.44	-7565.67	-7103.40	-6591.89	-5692.63	-4786.36	-3914.96
65.5	0.00	-10525.38	-9614.65	-8628.63	-7820.57	-7353.83	-6860.46	-6060.65	-5212.08	-4348.94
79.6	0.00	-10942.56	-9996.87	-8906.99	-8025.59	-7553.75	-7072.76	-6342.49	-5545.05	-4695.01
93.8	0.00	-11305.35	-10332.72	-9145.81	-8195.38	-7718.11	-7246.23	-6567.50	-5814.36	-4978.81

\*\* COSTOS INCREMENTALES ( \$/MWH) \*\*      ESMERALDA      PERIODO :    35      DICIEMBRE-2003

QWD/XMX %	14.75	24.22	33.69	43.16	52.64	62.11	71.58	81.05	90.53	100.00
-----	-----	-----	-----	-----	-----	-----	-----	-----	-----	-----
26.2	0.00	-16105.30	-14317.91	-13302.12	-12364.48	-11266.95	-10337.52	-9098.36	-8498.63	-7960.56
40.7	0.00	-14332.33	-12704.45	-11685.98	-10796.87	-9812.38	-9092.76	-8203.46	-7662.14	-7109.72
55.2	0.00	-13071.60	-11578.01	-10622.25	-9801.49	-8923.89	-8303.26	-7576.32	-7059.42	-6484.71
69.7	0.00	-12137.69	-10757.17	-9870.41	-9107.87	-8311.24	-7742.46	-7101.86	-6596.84	-5998.94
84.2	0.00	-11424.00	-10139.09	-9313.73	-8596.87	-7859.87	-7319.49	-6728.13	-6229.48	-5609.48

\*\* COSTOS INCREMENTALES ( \$/MWH) \*\*      ESMERALDA      PERIODO :    36      ENERO-2004

QWD/XMX %	14.70	24.18	33.66	43.14	52.61	62.09	71.57	81.05	90.52	100.00
-----	-----	-----	-----	-----	-----	-----	-----	-----	-----	-----
10.2	0.00	-17767.13	-15951.28	-14968.69	-14014.96	-12721.87	-11239.64	-9614.99	-8983.62	-8342.29
18.1	0.00	-14861.08	-13016.46	-11840.32	-10886.99	-9825.09	-8981.37	-8113.43	-7542.31	-6889.97
26.1	0.00	-12748.68	-11040.73	-10027.32	-9226.01	-8412.69	-7719.18	-7029.44	-6422.93	-5730.44
34.0	0.00	-11359.44	-9831.18	-8965.86	-8254.34	-7541.59	-6859.79	-6205.56	-5573.36	-4870.82
41.9	0.00	-10452.76	-9075.79	-8293.19	-7618.61	-6926.95	-6224.78	-5577.24	-4938.02	-4243.09

\*\* COSTOS INCREMENTALES ( \$/MWH) \*\*      ESMERALDA      PERIODO :    37      FEBRERO-2004

QWD/XMX %	11.74	21.55	31.35	41.16	50.97	60.77	70.58	80.39	90.19	100.00
-----	-----	-----	-----	-----	-----	-----	-----	-----	-----	-----
3.8	0.00	-16823.00	-15478.20	-13863.12	-12727.22	-10965.73	-8795.64	-7678.49	-6643.61	-5354.59
8.7	0.00	-14942.83	-13293.04	-11736.18	-10629.77	-9081.71	-7393.72	-6423.76	-5495.99	-4453.18
13.7	0.00	-13819.37	-12054.13	-10547.43	-9478.91	-8061.95	-6611.37	-5720.42	-4863.15	-3949.10
18.6	0.00	-13026.07	-11206.62	-9739.36	-8704.53	-7381.16	-6078.78	-5240.71	-4435.29	-3605.18
23.5	0.00	-12419.02	-10570.11	-9139.97	-8132.19	-6878.49	-5679.92	-4881.62	-4116.72	-3347.59

\*\* COSTOS INCREMENTALES ( \$/MWH) \*\*      ESMERALDA      PERIODO :    38      MARZO-2004



QWD/XMX %	5.16	15.70	26.23	36.77	47.31	57.85	68.39	78.92	89.46	100.00
3.6	0.00	-18545.01	-15878.26	-14394.73	-11216.57	-8643.96	-7780.92	-7040.10	-6151.10	-5021.91
6.6	0.00	-14829.60	-11502.79	-9535.59	-7587.35	-6431.74	-5563.58	-4713.91	-3857.45	-2951.33
9.7	0.00	-11621.18	-8415.33	-6816.83	-5565.16	-4682.73	-3874.88	-3124.25	-2436.67	-1801.05
12.7	0.00	-9304.58	-6558.05	-5263.39	-4286.26	-3505.52	-2794.87	-2172.21	-1641.66	-1195.84
15.8	0.00	-7749.65	-5417.83	-4309.16	-3461.10	-2752.30	-2129.45	-1611.55	-1194.82	-865.54

\*\* COSTOS INCREMENTALES ( \$/MWH) \*\*      ESMERALDA      PERIODO :    39      ABRIL-2004

QWD/XMX %	0.00	11.11	22.22	33.33	44.44	55.56	66.67	77.78	88.89	100.00
5.2	0.00	-14310.71	-12721.86	-11153.70	-9580.55	-6419.45	-4058.89	-3007.19	-2291.20	-1783.34
8.7	0.00	-11120.04	-9355.68	-7709.76	-6178.63	-4252.85	-2851.46	-2091.86	-1577.36	-1188.99
12.1	0.00	-8757.96	-7076.15	-5588.93	-4300.21	-2998.74	-2069.39	-1508.19	-1116.53	-816.19
15.6	0.00	-7042.61	-5522.00	-4227.65	-3171.01	-2224.88	-1556.21	-1123.52	-815.49	-578.78
19.0	0.00	-5787.15	-4432.26	-3315.94	-2444.48	-1719.08	-1208.36	-864.70	-612.61	-422.42

\*\* COSTOS INCREMENTALES ( \$/MWH) \*\*      ESMERALDA      PERIODO :    40      MAYO -2004

QWD/XMX %	0.00	11.11	22.22	33.33	44.44	55.56	66.67	77.78	88.89	100.00
13.6	0.00	-9301.97	-7903.40	-5452.08	-4542.87	-3606.74	-2738.15	-1723.28	-1054.46	-700.44
27.0	0.00	-6054.01	-5001.01	-3566.21	-2765.88	-2112.57	-1523.11	-959.56	-595.92	-387.38
40.4	0.00	-4427.16	-3553.35	-2545.16	-1901.69	-1411.94	-987.70	-619.59	-384.11	-243.26
53.9	0.00	-3452.73	-2703.29	-1929.93	-1408.44	-1022.15	-699.32	-434.97	-267.22	-164.89
67.3	0.00	-2809.60	-2155.03	-1530.29	-1098.53	-781.91	-524.80	-322.66	-195.78	-117.82

\*\* COSTOS INCREMENTALES ( \$/MWH) \*\*      ESMERALDA      PERIODO :    41      JUNIO-2004

QWD/XMX %	0.83	11.85	22.87	33.89	44.90	55.92	66.94	77.96	88.98	100.00
33.1	0.00	-9662.16	-8589.47	-5488.19	-3212.37	-2142.45	-1501.96	-1086.61	-784.50	-565.10
55.8	0.00	-6718.18	-5548.08	-3580.06	-2247.00	-1512.97	-1073.67	-765.78	-539.49	-370.48
78.6	0.00	-4985.11	-3914.00	-2556.85	-1659.73	-1127.92	-801.71	-561.39	-384.51	-252.59
101.3	0.00	-3869.49	-2933.56	-1938.65	-1276.43	-873.10	-618.80	-424.42	-282.64	-178.40
124.0	0.00	-3106.69	-2298.40	-1533.91	-1012.05	-694.80	-490.01	-328.79	-213.17	-129.81

\*\* COSTOS INCREMENTALES ( \$/MWH) \*\*      ESMERALDA      PERIODO :    42      JULIO-2004

QWD/XMX %	2.50	13.34	24.17	35.00	45.83	56.67	67.50	78.33	89.17	100.00
74.5	0.00	-8480.28	-7031.31	-4032.46	-3137.23	-2264.98	-1693.73	-1306.21	-983.23	-723.31
97.3	0.00	-6716.03	-5398.05	-3334.94	-2568.06	-1848.97	-1391.18	-1044.46	-769.07	-549.32
120.0	0.00	-5441.47	-4270.09	-2774.85	-2122.43	-1522.14	-1144.29	-836.57	-602.80	-418.53
142.8	0.00	-4498.53	-3461.85	-2325.93	-1771.24	-1263.38	-944.94	-673.18	-475.22	-321.26
165.6	0.00	-3783.85	-2862.28	-1963.85	-1491.24	-1056.42	-784.11	-544.79	-377.23	-248.74

** COSTOS INCREMENTALES ( \$/MWH) **		ESMERALDA		PERIODO :		43 AGOST-2004				
QWD/XMX %	5.62	16.10	26.59	37.08	47.57	58.05	68.54	79.03	89.51	100.00
97.2	0.00	-9769.86	-8154.25	-6432.08	-4156.68	-3531.82	-2787.66	-2223.42	-1750.55	-1394.24
122.2	0.00	-8498.30	-6998.91	-5487.58	-3714.26	-3132.87	-2431.64	-1949.60	-1504.69	-1175.59
147.1	0.00	-7491.77	-6120.53	-4781.25	-3333.88	-2794.41	-2133.74	-1717.34	-1298.46	-997.29
172.1	0.00	-6684.85	-5435.23	-4234.99	-3005.09	-2505.30	-1882.61	-1519.55	-1125.82	-851.55
197.0	0.00	-6027.27	-4886.85	-3799.53	-2719.70	-2256.71	-1669.17	-1350.23	-980.72	-731.52

** COSTOS INCREMENTALES ( \$/MWH) **		ESMERALDA		PERIODO :		44 SEPTI-2004				
QWD/XMX %	9.70	19.73	29.77	39.80	49.83	59.87	69.90	79.93	89.97	100.00
83.2	0.00	-9784.37	-8355.50	-7649.55	-5946.48	-4622.21	-3968.52	-3455.17	-2782.95	-2265.20
105.9	0.00	-8945.21	-7605.28	-6899.61	-5449.55	-4300.99	-3672.80	-3156.66	-2524.14	-2048.75
128.6	0.00	-8292.47	-7034.73	-6335.88	-5064.04	-4040.44	-3430.05	-2911.42	-2311.01	-1869.27
151.2	0.00	-7767.21	-6584.72	-5895.68	-4754.59	-3823.75	-3226.09	-2704.94	-2131.80	-1717.84
173.9	0.00	-7334.34	-6218.26	-5540.27	-4499.20	-3639.93	-3051.53	-2527.59	-1978.10	-1587.77

** COSTOS INCREMENTALES ( \$/MWH) **		ESMERALDA		PERIODO :		45 OCTUB-2004				
QWD/XMX %	11.50	21.33	31.17	41.00	50.83	60.67	70.50	80.33	90.17	100.00
49.4	0.00	-10322.07	-8780.34	-8251.96	-6262.26	-5044.52	-4386.49	-3819.11	-3307.30	-2765.70
66.2	0.00	-9351.50	-7940.16	-7383.67	-5826.46	-4801.83	-4213.40	-3566.88	-3031.51	-2449.11
83.1	0.00	-8648.26	-7358.47	-6792.35	-5511.27	-4619.06	-4073.19	-3343.65	-2791.38	-2185.36
99.9	0.00	-8115.49	-6930.66	-6364.75	-5272.61	-4475.61	-3957.23	-3144.86	-2581.60	-1963.83
116.7	0.00	-7700.11	-6604.54	-6043.26	-5086.11	-4359.83	-3859.56	-2967.59	-2397.41	-1775.70

** COSTOS INCREMENTALES ( \$/MWH) **		ESMERALDA		PERIODO :		46 NOVI-2004				
QWD/XMX %	13.15	22.80	32.45	42.10	51.75	61.40	71.05	80.70	90.35	100.00
37.3	0.00	-8404.69	-7501.31	-6960.03	-6203.13	-5771.45	-5355.12	-4590.49	-3734.68	-2927.66
51.4	0.00	-8985.08	-7991.12	-7415.85	-6516.46	-6073.21	-5652.11	-4986.13	-4199.74	-3392.95
65.5	0.00	-9457.77	-8395.84	-7788.84	-6755.30	-6301.51	-5877.99	-5277.72	-4543.20	-3744.65
79.6	0.00	-9855.79	-8744.77	-8108.46	-6947.56	-6483.30	-6058.08	-5505.86	-4812.66	-4024.22
93.8	0.00	-10200.50	-9051.10	-8387.22	-7106.79	-6632.41	-6206.21	-5691.25	-5031.73	-4253.11

** COSTOS INCREMENTALES ( \$/MWH) **		ESMERALDA		PERIODO :		47 DICI-2004				
QWD/XMX %	14.75	24.22	33.69	43.16	52.64	62.11	71.58	81.05	90.53	100.00
26.2	0.00	-14950.33	-13110.94	-12230.50	-11432.65	-10169.53	-9265.31	-8085.99	-7576.52	-7063.51
40.7	0.00	-13362.22	-11682.19	-10788.85	-9976.64	-8876.28	-8169.44	-7318.82	-6846.64	-6341.76

55.2	0.00	-12236.67	-10670.36	-9815.97	-9036.06	-8082.52	-7470.51	-6775.03	-6317.03	-5810.94
69.7	0.00	-11400.58	-9925.34	-9118.22	-8376.87	-7533.45	-6972.35	-6361.07	-5909.57	-5400.28
84.2	0.00	-10759.25	-9359.69	-8596.71	-7890.58	-7128.08	-6595.69	-6033.70	-5585.79	-5073.05

\*\* COSTOS INCREMENTALES ( \$/MWH) \*\*      ESMERALDA      PERIODO :    48      ENERO-2005

QWD/XMX %	14.70	24.18	33.66	43.14	52.61	62.09	71.57	81.05	90.52	100.00
-----	-----	-----	-----	-----	-----	-----	-----	-----	-----	-----
10.2	0.00	-17104.59	-15881.46	-14471.82	-13755.42	-12897.30	-10709.87	-9089.96	-8414.94	-7711.13
18.1	0.00	-14964.13	-13328.03	-11996.83	-11037.38	-10073.42	-8691.81	-7819.93	-7274.86	-6584.93
26.1	0.00	-13295.03	-11443.78	-10225.32	-9340.51	-8506.45	-7554.41	-6889.14	-6332.16	-5627.74
34.0	0.00	-12044.92	-10179.06	-9096.89	-8312.81	-7575.12	-6790.28	-6164.27	-5578.44	-4878.19
41.9	0.00	-11131.27	-9343.81	-8375.82	-7655.25	-6960.20	-6224.28	-5592.13	-4989.47	-4308.52

\*\* COSTOS INCREMENTALES ( \$/MWH) \*\*      ESMERALDA      PERIODO :    49      FEBRE-2005

QWD/XMX %	11.74	21.55	31.35	41.16	50.97	60.77	70.58	80.39	90.19	100.00
-----	-----	-----	-----	-----	-----	-----	-----	-----	-----	-----
3.8	0.00	-17405.69	-15491.96	-14089.09	-12773.31	-10133.59	-8114.33	-7096.92	-6107.45	-4988.06
8.7	0.00	-15958.16	-13670.76	-12177.14	-10830.08	-8728.37	-7034.92	-6099.83	-5191.33	-4226.52
13.7	0.00	-15088.58	-12601.17	-11075.34	-9747.20	-7920.06	-6406.62	-5526.30	-4674.17	-3800.79
18.6	0.00	-14461.17	-11855.68	-10312.99	-9011.07	-7358.07	-5966.26	-5127.27	-4318.35	-3509.13
23.5	0.00	-13973.08	-11290.17	-9735.87	-8463.53	-6933.93	-5631.02	-4824.51	-4050.25	-3289.74

\*\* COSTOS INCREMENTALES ( \$/MWH) \*\*      ESMERALDA      PERIODO :    50      MARZO-2005

QWD/XMX %	5.16	15.70	26.23	36.77	47.31	57.85	68.39	78.92	89.46	100.00
-----	-----	-----	-----	-----	-----	-----	-----	-----	-----	-----
3.6	0.00	-17892.34	-16025.45	-14221.31	-12300.22	-8377.62	-7203.15	-6417.60	-5533.36	-4482.26
6.6	0.00	-15320.65	-12002.61	-10264.24	-8163.31	-6289.91	-5455.26	-4638.24	-3820.38	-2990.15
9.7	0.00	-13029.65	-8998.28	-7468.36	-5930.86	-4780.95	-4031.90	-3304.41	-2631.51	-2010.91
12.7	0.00	-11118.81	-7068.84	-5767.46	-4596.58	-3716.62	-3043.05	-2424.94	-1888.96	-1421.91
15.8	0.00	-9622.18	-5840.06	-4706.30	-3738.68	-2991.38	-2388.96	-1863.38	-1432.09	-1067.15

\*\* COSTOS INCREMENTALES ( \$/MWH) \*\*      ESMERALDA      PERIODO :    51      ABRIL-2005

QWD/XMX %	0.00	11.11	22.22	33.33	44.44	55.56	66.67	77.78	88.89	100.00
-----	-----	-----	-----	-----	-----	-----	-----	-----	-----	-----
5.2	0.00	-13828.72	-12179.74	-10807.18	-8905.88	-6566.81	-4020.20	-3288.11	-2415.33	-1797.75
8.7	0.00	-10891.29	-9299.16	-7686.55	-5971.56	-4395.32	-2942.31	-2355.21	-1712.67	-1264.77
12.1	0.00	-8696.12	-7212.21	-5697.45	-4312.65	-3169.67	-2220.06	-1743.30	-1256.07	-913.02
15.6	0.00	-7092.74	-5744.24	-4404.22	-3290.68	-2416.39	-1731.66	-1337.15	-952.75	-677.68
19.0	0.00	-5912.21	-4697.65	-3531.16	-2618.63	-1921.19	-1392.29	-1059.17	-744.25	-515.32

\*\* COSTOS INCREMENTALES ( \$/MWH) \*\*      ESMERALDA      PERIODO :    52      MAYO -2005

QWD/XMX %	0.00	11.11	22.22	33.33	44.44	55.56	66.67	77.78	88.89	100.00
-----------	------	-------	-------	-------	-------	-------	-------	-------	-------	--------

13.6	0.00	-10040.40	-8360.53	-7067.42	-4867.44	-3856.07	-2938.58	-2065.52	-1339.54	-993.58
27.0	0.00	-7021.84	-5517.31	-4562.78	-3275.70	-2505.24	-1872.98	-1322.87	-889.90	-643.41
40.4	0.00	-5349.99	-4101.27	-3317.40	-2414.19	-1814.99	-1335.51	-945.08	-642.74	-449.78
53.9	0.00	-4299.18	-3253.66	-2583.88	-1890.00	-1406.02	-1016.62	-718.76	-488.39	-330.67
67.3	0.00	-3585.34	-2693.34	-2108.10	-1545.10	-1140.67	-808.17	-569.65	-384.31	-252.20

\*\* COSTOS INCREMENTALES ( \$/MWH) \*\*      ESMERALDA      PERIODO :    53      JUNIO-2005

QWD/XMX %	0.83	11.85	22.87	33.89	44.90	55.92	66.94	77.96	88.98	100.00
33.1	0.00	-10212.30	-8325.25	-5982.38	-3566.98	-2627.32	-2102.33	-1742.65	-1437.73	-1150.40
55.8	0.00	-7471.36	-5788.75	-4152.19	-2755.08	-2065.58	-1675.13	-1349.89	-1075.38	-806.16
78.6	0.00	-5763.31	-4387.51	-3171.87	-2231.35	-1674.71	-1360.26	-1061.83	-816.88	-577.90
101.3	0.00	-4647.88	-3521.77	-2570.78	-1868.52	-1385.12	-1121.94	-848.35	-631.70	-424.88
124.0	0.00	-3883.26	-2944.74	-2168.41	-1604.17	-1162.40	-937.44	-687.50	-496.72	-319.21

\*\* COSTOS INCREMENTALES ( \$/MWH) \*\*      ESMERALDA      PERIODO :    54      JULIO-2005

QWD/XMX %	2.50	13.34	24.17	35.00	45.83	56.67	67.50	78.33	89.17	100.00
74.5	0.00	-9574.85	-7775.50	-5096.86	-4345.45	-3682.19	-3156.24	-2745.01	-2279.92	-1799.52
97.3	0.00	-8058.27	-6488.26	-4564.57	-3849.98	-3279.29	-2780.34	-2364.92	-1887.39	-1422.21
120.0	0.00	-6917.43	-5576.55	-4103.96	-3412.29	-2915.45	-2436.19	-2024.49	-1554.25	-1123.02
142.8	0.00	-6053.77	-4904.92	-3706.83	-3026.15	-2589.72	-2129.70	-1728.65	-1279.17	-890.16
165.6	0.00	-5388.65	-4392.04	-3364.37	-2685.79	-2299.97	-1860.89	-1475.63	-1054.69	-709.63

\*\* COSTOS INCREMENTALES ( \$/MWH) \*\*      ESMERALDA      PERIODO :    55      AGOST-2005

QWD/XMX %	5.62	16.10	26.59	37.08	47.57	58.05	68.54	79.03	89.51	100.00
97.2	0.00	-11413.09	-10149.88	-8562.58	-7030.35	-6418.59	-5819.78	-5221.45	-4587.82	-3912.93
122.2	0.00	-10481.42	-9322.44	-7951.51	-6735.08	-6068.40	-5431.13	-4805.60	-4144.52	-3474.59
147.1	0.00	-9739.50	-8680.68	-7487.65	-6476.23	-5747.67	-5064.95	-4421.07	-3743.26	-3087.57
172.1	0.00	-9144.41	-8174.50	-7123.19	-6248.08	-5453.87	-4721.75	-4068.23	-3383.25	-2748.86
197.0	0.00	-8660.64	-7766.88	-6828.04	-6046.60	-5186.09	-4403.62	-3747.25	-3062.14	-2453.38

\*\* COSTOS INCREMENTALES ( \$/MWH) \*\*      ESMERALDA      PERIODO :    56      SEPTI-2005

QWD/XMX %	9.70	19.73	29.77	39.80	49.83	59.87	69.90	79.93	89.97	100.00
83.2	0.00	-14301.60	-13496.75	-12565.08	-11615.35	-10876.53	-10055.27	-8891.14	-8032.13	-7227.46
105.9	0.00	-13828.02	-12963.09	-12032.88	-11103.68	-10360.80	-9568.90	-8535.90	-7730.96	-6860.88
128.6	0.00	-13433.16	-12523.33	-11596.60	-10691.81	-9958.58	-9198.03	-8259.73	-7481.31	-6534.85
151.2	0.00	-13097.22	-12153.27	-11231.41	-10352.01	-9634.96	-8904.65	-8037.07	-7268.70	-6241.73
173.9	0.00	-12804.19	-11835.24	-10920.88	-10068.09	-9369.85	-8666.74	-7852.71	-7083.29	-5973.75

** COSTOS INCREMENTALES ( \$/MWH) **		ESMERALDA			PERIODO :	57	OCTUB-2005			
QWD/XMX %	11.50	21.33	31.17	41.00	50.83	60.67	70.50	80.33	90.17	100.00
49.4	0.00	-32218.38	-24918.66	-19189.83	-16468.66	-15088.37	-14192.48	-13180.40	-11940.31	-10037.33
66.2	0.00	-31174.70	-24009.61	-18581.96	-16003.54	-14607.64	-13633.66	-12577.45	-11303.08	-9395.09
83.1	0.00	-30317.27	-23279.75	-18108.90	-15639.80	-14218.18	-13193.04	-12108.94	-10810.00	-8867.52
99.9	0.00	-29596.02	-22677.93	-17727.99	-15344.83	-13893.77	-12834.44	-11733.91	-10415.88	-8421.54
116.7	0.00	-28980.15	-22172.30	-17413.71	-15099.86	-13618.77	-12536.71	-11426.83	-10093.09	-8038.70

** COSTOS INCREMENTALES ( \$/MWH) **		ESMERALDA			PERIODO :	58	NOVIE-2005			
QWD/XMX %	13.15	22.80	32.45	42.10	51.75	61.40	71.05	80.70	90.35	100.00
37.3	0.00	-77602.80	-64529.14	-51503.46	-39007.57	-27930.91	-20217.69	-16713.91	-15727.70	-14547.75
51.4	0.00	-79856.24	-66779.34	-53745.89	-41114.40	-29617.91	-21190.14	-17164.44	-16117.64	-15046.06
65.5	0.00	-81507.40	-68428.39	-55389.41	-42673.25	-30899.37	-21955.04	-17526.61	-16422.17	-15416.49
79.6	0.00	-82796.20	-69715.64	-56672.56	-43898.67	-31926.04	-22584.42	-17828.98	-16671.38	-15710.09
93.8	0.00	-83840.35	-70758.78	-57712.43	-44896.91	-32775.31	-23115.72	-18087.38	-16881.29	-15951.51

** COSTOS INCREMENTALES ( \$/MWH) **		ESMERALDA			PERIODO :	59	DICIE-2005			
QWD/XMX %	14.75	24.22	33.69	43.16	52.64	62.11	71.58	81.05	90.53	100.00
26.2	0.00	-180379.30	-158085.63	-135892.52	-113695.06	-91650.07	-69467.59	-47650.29	-29827.74	-22370.85
40.7	0.00	-177343.72	-154944.61	-132736.41	-110494.81	-88437.83	-66180.22	-44577.01	-27775.94	-21430.60
55.2	0.00	-174973.20	-152474.61	-130274.88	-108022.14	-85961.13	-63663.69	-42291.73	-26312.80	-20836.59
69.7	0.00	-173052.30	-150456.58	-128272.05	-106024.17	-83963.15	-61648.07	-40504.81	-25216.93	-20416.48
84.2	0.00	-171464.50	-148775.47	-126607.97	-104372.04	-82313.02	-59993.31	-39066.73	-24369.97	-20100.27

** COSTOS INCREMENTALES ( \$/MWH) **		SALVAJINA			PERIODO :	1	FEBRE-2001			
QWD/XMX %	21.63									
50.7	0.00									

** COSTOS INCREMENTALES ( \$/MWH) **		SALVAJINA			PERIODO :	2	MARZO-2001			
QWD/XMX %	36.00	36.45	36.89	37.33	37.78	38.22	38.67	39.11	39.56	40.00
66.7	0.00	-16518.18	-16520.58	-16522.98	-16518.18	-16525.38	-16518.18	-16285.36	-16244.55	-16220.55
117.8	0.00	-8511.11	-8515.91	-8511.11	-8515.91	-8513.51	-8513.51	-8359.90	-8338.29	-8319.09
168.9	0.00	-4193.15	-4197.95	-4193.15	-4197.95	-4195.55	-4195.55	-4133.14	-4123.54	-4118.74
220.0	0.00	-2044.97	-2047.37	-2047.37	-2047.37	-2044.97	-2047.37	-2023.37	-2020.97	-2016.17
271.0	0.00	-1008.08	-1008.08	-1008.08	-1005.68	-1008.08	-1008.08	-998.48	-998.48	-996.08

** COSTOS INCREMENTALES ( \$/MWH) **		SALVAJINA			PERIODO :	3	ABRIL-2001			
--------------------------------------	--	-----------	--	--	-----------	---	------------	--	--	--

QWD/XMX %	24.00	28.00	32.00	36.00	40.00	44.00	48.00	52.00	56.00	60.00
61.8	0.00	-19644.41	-19635.08	-19525.48	-19524.68	-19523.88	-19524.14	-19524.14	-18343.07	-15363.31
110.6	0.00	-8987.27	-8632.86	-6762.98	-6747.78	-6739.25	-6736.58	-6734.98	-6670.98	-6505.11
159.4	0.00	-2813.35	-2446.68	-1336.54	-1329.08	-1324.81	-1323.48	-1322.68	-1319.74	-1310.68
208.3	0.00	-550.94	-429.87	-173.87	-172.27	-171.47	-171.20	-171.20	-170.93	-169.87
257.1	0.00	-87.20	-61.60	-18.40	-17.87	-18.13	-17.87	-17.87	-18.13	-17.87

\*\* COSTOS INCREMENTALES ( \$/MWH) \*\* SALVAJINA PERIODO : 4 MAYO -2001

QWD/XMX %	30.00	35.56	41.11	46.67	52.22	57.78	63.33	68.89	74.45	80.00
80.9	0.00	-9683.78	-9657.67	-9650.95	-9647.11	-9633.67	-9449.55	-9297.48	-9285.39	-9285.20
123.8	0.00	-5843.45	-5751.67	-5737.46	-5729.02	-5698.30	-5292.41	-4956.99	-4949.70	-4949.51
166.7	0.00	-2789.73	-2683.74	-2672.03	-2665.12	-2639.39	-2301.86	-2022.89	-2019.62	-2019.43
209.6	0.00	-1194.61	-1115.89	-1109.36	-1105.14	-1090.55	-896.82	-736.69	-735.54	-735.35
252.5	0.00	-490.46	-443.13	-439.87	-437.95	-430.75	-336.48	-258.52	-258.14	-258.04

\*\* COSTOS INCREMENTALES ( \$/MWH) \*\* SALVAJINA PERIODO : 5 JUNIO-2001

QWD/XMX %	50.00	53.89	57.78	61.67	65.56	69.44	73.33	77.22	81.11	85.00
95.4	0.00	-11473.04	-11473.59	-11474.14	-11429.98	-11388.02	-10785.69	-10712.45	-9089.51	-7690.94
130.9	0.00	-6176.61	-6177.16	-6176.61	-6114.90	-6055.10	-5953.34	-5942.37	-5704.02	-5498.03
166.3	0.00	-2257.64	-2257.64	-2257.64	-2228.01	-2198.94	-2186.60	-2186.05	-2171.51	-2159.17
201.8	0.00	-506.33	-506.33	-506.05	-499.20	-492.07	-490.15	-490.15	-489.60	-489.46
237.2	0.00	-78.99	-79.13	-79.13	-78.03	-76.80	-76.53	-76.53	-76.80	-76.80

\*\* COSTOS INCREMENTALES ( \$/MWH) \*\* SALVAJINA PERIODO : 6 JULIO-2001

QWD/XMX %	50.00	52.00	54.00	56.00	58.00	60.00	62.00	64.00	66.00	68.00
85.8	0.00	-4844.12	-4845.72	-4845.72	-4785.99	-4740.12	-4740.65	-4740.65	-4740.12	-4740.12
112.0	0.00	-3126.30	-3126.84	-3126.30	-2880.98	-2680.45	-2680.45	-2680.45	-2679.92	-2679.92
138.3	0.00	-1813.28	-1812.74	-1813.28	-1475.69	-1199.96	-1199.43	-1199.96	-1199.43	-1199.96
164.5	0.00	-831.17	-831.17	-831.44	-601.05	-413.32	-412.79	-413.32	-413.05	-413.05
190.7	0.00	-303.19	-302.92	-303.19	-199.19	-114.40	-114.13	-114.40	-114.40	-114.13

\*\* COSTOS INCREMENTALES ( \$/MWH) \*\* SALVAJINA PERIODO : 7 AGOST-2001

QWD/XMX %	40.00	40.56	41.11	41.67	42.22	42.78	43.33	43.89	44.44	45.00
68.5	0.00	-44.17	-46.09	-48.01	-46.09	-46.09	-46.09	-48.01	-46.09	-46.09
88.3	0.00	-26.88	-26.88	-26.88	-26.88	-24.96	-26.88	-26.88	-26.88	-24.96
108.1	0.00	-13.44	-9.60	-13.44	-11.52	-11.52	-11.52	-11.52	-11.52	-11.52
127.9	0.00	-3.84	-3.84	-3.84	-3.84	-2.88	-3.84	-3.84	-3.84	-3.84

147.7            0.00            -0.96            -0.96            -0.96            -0.96            -0.96            -0.96            -0.96            -0.96            -0.96

**\*\* COSTOS INCREMENTALES ( \$/MWH) \*\*            SALVAJINA            PERIODO :            8            SEPTI-2001**

QWD/XMX %	20.09	20.09	20.09	20.09	20.09	20.09	20.10	20.10	20.10	20.10
53.2	0.00	-9828.22	-11232.25	-8424.19	-9828.22	-9828.22	-9828.22	-9828.22	-9126.20	-11232.25
66.3	0.00	-6318.14	-7722.17	-6318.14	-7020.16	-6318.14	-7020.16	-7020.16	-6318.14	-6318.14
79.4	0.00	-3510.08	-4212.09	-3510.08	-3510.08	-3510.08	-3510.08	-3510.08	-3510.08	-3510.08
92.6	0.00	-1404.03	-1404.03	-1404.03	-1404.03	-1404.03	-1404.03	-1404.03	-1404.03	-1404.03
105.7	0.00	-702.02	-351.01	-351.01	-351.01	-351.01	-351.01	-702.02	-351.01	-351.01

**\*\* COSTOS INCREMENTALES ( \$/MWH) \*\*            SALVAJINA            PERIODO :            9            OCTUB-2001**

QWD/XMX %	15.00	17.78	20.56	23.33	26.11	28.89	31.67	34.44	37.22	40.00
38.3	0.00	-12282.47	-15314.50	-15211.20	-15110.98	-15101.76	-15102.15	-15100.23	-15099.08	-15098.31
53.4	0.00	-7803.94	-8551.57	-8234.78	-7927.97	-7909.53	-7909.53	-7904.93	-7903.01	-7901.47
68.4	0.00	-4263.88	-4316.11	-3940.56	-3573.84	-3557.33	-3557.33	-3553.88	-3551.57	-3550.42
83.4	0.00	-2104.68	-2024.81	-1740.07	-1461.29	-1451.69	-1451.50	-1449.20	-1448.24	-1447.28
98.5	0.00	-976.31	-900.47	-729.40	-561.79	-556.99	-556.79	-556.03	-555.26	-554.87

**\*\* COSTOS INCREMENTALES ( \$/MWH) \*\*            SALVAJINA            PERIODO :            10            NOVIE-2001**

QWD/XMX %	30.00	33.33	36.67	40.00	43.33	46.67	50.00	53.33	56.67	60.00
57.1	0.00	-15592.23	-13321.48	-11677.29	-10446.24	-10447.20	-10435.36	-10427.68	-10422.88	-10415.84
93.2	0.00	-7427.31	-6966.50	-6632.74	-6383.46	-6382.82	-6354.98	-6337.06	-6324.58	-6306.97
129.3	0.00	-3125.49	-3045.17	-2987.56	-2944.36	-2944.36	-2921.64	-2907.88	-2897.96	-2883.88
165.4	0.00	-1232.02	-1217.30	-1206.90	-1198.90	-1198.74	-1186.90	-1179.38	-1173.94	-1166.42
201.5	0.00	-473.45	-471.05	-469.29	-467.85	-467.85	-462.25	-458.89	-456.49	-452.81

**\*\* COSTOS INCREMENTALES ( \$/MWH) \*\*            SALVAJINA            PERIODO :            11            DICIE-2001**

QWD/XMX %	40.00	44.44	48.89	53.33	57.78	62.22	66.67	71.11	75.56	80.00
120.1	0.00	-12836.87	-12837.11	-12836.87	-12837.35	-12836.39	-12837.11	-12473.52	-12292.56	-12109.93
170.3	0.00	-8677.03	-8677.03	-8677.03	-8677.27	-8676.79	-8677.03	-8411.12	-8278.64	-8144.96
220.5	0.00	-5274.86	-5275.10	-5274.86	-5274.86	-5274.86	-5274.86	-5110.70	-5029.34	-4946.79
270.7	0.00	-2859.06	-2859.06	-2859.06	-2859.06	-2859.06	-2859.06	-2770.75	-2726.59	-2682.43
320.9	0.00	-1421.85	-1421.73	-1421.73	-1421.85	-1421.73	-1421.85	-1378.17	-1356.57	-1334.61

**\*\* COSTOS INCREMENTALES ( \$/MWH) \*\*            SALVAJINA            PERIODO :            12            ENERO-2002**

QWD/XMX %	60.00	62.22	64.44	66.67	68.89	71.11	73.33	75.56	77.78	80.00
124.9	0.00	-12938.67	-12939.63	-12938.19	-12939.15	-12938.19	-12938.67	-12005.60	-11540.02	-11076.37

182.3	0.00	-9335.98	-9335.98	-9335.50	-9335.98	-9335.02	-9335.02	-8628.98	-8277.16	-7925.34
239.8	0.00	-6551.65	-6551.65	-6551.65	-6551.65	-6551.17	-6551.17	-6038.56	-5782.25	-5526.90
297.3	0.00	-4564.08	-4563.60	-4564.08	-4563.60	-4564.08	-4563.60	-4197.86	-4015.95	-3833.55
354.8	0.00	-3182.71	-3182.95	-3182.71	-3182.71	-3182.71	-3182.71	-2923.76	-2794.65	-2665.54

\*\* COSTOS INCREMENTALES ( \$/MWH) \*\* SALVAJINA PERIODO : 13 FEBRE-2002

QWD/XMX %	48.00	49.33	50.67	52.00	53.33	54.67	56.00	57.33	58.67	60.00
88.5	0.00	-12143.63	-12143.63	-12142.83	-12140.43	-8770.13	-5407.84	-5407.84	-5408.64	-5407.84
133.1	0.00	-9249.32	-9249.32	-9249.32	-9247.72	-6700.60	-4161.47	-4161.47	-4161.47	-4161.47
177.7	0.00	-7118.18	-7118.98	-7117.38	-7116.58	-5161.44	-3212.70	-3213.50	-3212.70	-3212.70
222.3	0.00	-5555.43	-5555.43	-5555.03	-5553.83	-4029.48	-2508.32	-2508.32	-2508.72	-2508.32
266.9	0.00	-4393.87	-4394.27	-4393.87	-4392.67	-3186.30	-1982.34	-1982.34	-1982.34	-1982.34

\*\* COSTOS INCREMENTALES ( \$/MWH) \*\* SALVAJINA PERIODO : 14 MARZO-2002

QWD/XMX %	36.00	36.45	36.89	37.33	37.78	38.22	38.67	39.11	39.56	40.00
66.7	0.00	-17881.49	-17893.49	-17888.69	-17893.49	-17886.29	-17888.69	-17883.89	-17886.29	-17888.69
117.8	0.00	-10256.06	-10263.25	-10258.46	-10263.25	-10258.46	-10260.85	-10256.06	-10251.25	-10253.65
168.9	0.00	-5410.05	-5413.65	-5408.85	-5413.65	-5410.05	-5411.25	-5406.45	-5402.85	-5404.05
220.0	0.00	-2828.64	-2829.84	-2828.64	-2829.84	-2828.64	-2828.64	-2826.24	-2822.64	-2822.64
271.0	0.00	-1496.52	-1497.72	-1497.72	-1497.72	-1496.52	-1496.52	-1495.32	-1492.92	-1492.92

\*\* COSTOS INCREMENTALES ( \$/MWH) \*\* SALVAJINA PERIODO : 15 ABRIL-2002

QWD/XMX %	24.00	28.00	32.00	36.00	40.00	44.00	48.00	52.00	56.00	60.00
61.8	0.00	-20877.22	-20876.69	-20877.49	-20876.69	-20876.95	-19669.75	-18317.47	-17877.20	-17869.47
110.6	0.00	-10085.28	-10056.61	-10056.61	-10056.61	-10056.47	-9298.34	-8460.86	-8170.19	-7688.72
159.4	0.00	-2874.15	-2790.02	-2790.15	-2790.15	-2790.02	-2697.75	-2608.15	-2557.35	-1987.48
208.3	0.00	-600.54	-543.20	-543.07	-543.20	-543.20	-526.67	-513.07	-501.07	-302.54
257.1	0.00	-108.47	-87.33	-87.33	-87.33	-87.33	-84.20	-81.73	-79.27	-36.47

\*\* COSTOS INCREMENTALES ( \$/MWH) \*\* SALVAJINA PERIODO : 16 MAYO -2002

QWD/XMX %	30.00	35.56	41.11	46.67	52.22	57.78	63.33	68.89	74.45	80.00
80.9	0.00	-12439.91	-12305.89	-12043.82	-12043.82	-12043.82	-12043.63	-12043.63	-11896.36	-11760.62
123.8	0.00	-6742.96	-6426.83	-5849.02	-5848.92	-5848.54	-5848.54	-5848.54	-5524.06	-5224.73
166.7	0.00	-3237.37	-2956.57	-2475.91	-2475.71	-2475.52	-2475.52	-2475.43	-2205.67	-1956.65
209.6	0.00	-1430.96	-1259.22	-983.41	-983.22	-983.03	-983.12	-983.12	-828.28	-685.34
252.5	0.00	-603.45	-514.41	-380.16	-380.11	-380.06	-380.06	-380.06	-304.70	-235.20

\*\* COSTOS INCREMENTALES ( \$/MWH) \*\* SALVAJINA PERIODO : 17 JUNIO-2002



QWD/XMX %	50.00	53.89	57.78	61.67	65.56	69.44	73.33	77.22	81.11	85.00
95.4	0.00	-10177.32	-10177.60	-10177.60	-10174.03	-10171.02	-10170.19	-10170.47	-10169.92	-10170.19
130.9	0.00	-5394.76	-5394.63	-5394.76	-5392.71	-5391.06	-5390.51	-5390.65	-5390.51	-5390.51
166.3	0.00	-1959.49	-1959.49	-1959.49	-1958.80	-1958.12	-1958.12	-1957.98	-1958.12	-1958.12
201.8	0.00	-438.72	-438.72	-438.58	-438.58	-438.44	-438.44	-438.31	-438.44	-438.31
237.2	0.00	-68.50	-68.50	-68.50	-68.43	-68.50	-68.43	-68.50	-68.43	-68.43

\*\* COSTOS INCREMENTALES ( \$/MWH) \*\* SALVAJINA PERIODO : 18 JULIO-2002

QWD/XMX %	50.00	52.00	54.00	56.00	58.00	60.00	62.00	64.00	66.00	68.00
85.8	0.00	-4334.27	-4333.20	-4334.80	-4322.00	-4313.47	-4313.47	-4312.40	-4313.47	-4313.47
112.0	0.00	-2449.52	-2448.99	-2449.52	-2442.59	-2436.99	-2437.26	-2436.99	-2437.26	-2437.26
138.3	0.00	-1095.70	-1095.70	-1095.97	-1092.77	-1090.63	-1090.63	-1090.63	-1090.63	-1090.63
164.5	0.00	-377.06	-377.06	-377.32	-375.99	-375.46	-375.46	-375.46	-375.46	-375.46
190.7	0.00	-104.26	-104.40	-104.40	-104.00	-103.86	-104.00	-103.86	-103.86	-103.86

\*\* COSTOS INCREMENTALES ( \$/MWH) \*\* SALVAJINA PERIODO : 19 AGOST-2002

QWD/XMX %	40.00	40.56	41.11	41.67	42.22	42.78	43.33	43.89	44.44	45.00
68.5	0.00	-44.17	-44.17	-42.25	-40.33	-40.33	-42.25	-44.17	-44.17	-40.33
88.3	0.00	-23.04	-24.96	-23.04	-24.00	-23.04	-24.00	-24.96	-23.04	-24.00
108.1	0.00	-10.56	-10.56	-9.60	-11.52	-10.56	-9.60	-11.52	-10.56	-9.60
127.9	0.00	-2.88	-3.84	-3.84	-2.88	-3.84	-2.88	-3.84	-3.84	-2.88
147.7	0.00	-0.96	-0.96	-0.96	-0.96	-0.48	-0.96	-0.96	-0.96	-0.96

\*\* COSTOS INCREMENTALES ( \$/MWH) \*\* SALVAJINA PERIODO : 20 SEPTI-2002

QWD/XMX %	20.09	20.09	20.09	20.09	20.09	20.09	20.10	20.10	20.10	20.10
53.2	0.00	-9828.22	-8424.19	-9126.20	-9126.20	-9828.22	-9126.20	-9126.20	-9828.22	-8424.19
66.3	0.00	-6318.14	-7020.16	-6318.14	-6669.15	-5967.13	-7371.16	-6669.15	-5967.13	-7371.16
79.4	0.00	-3510.08	-3510.08	-3510.08	-3510.08	-3510.08	-3861.09	-3510.08	-3510.08	-3510.08
92.6	0.00	-1404.03	-1404.03	-1404.03	-1404.03	-1404.03	-1404.03	-1404.03	-1404.03	-1053.02
105.7	0.00	-351.01	-351.01	-526.51	-351.01	-351.01	-351.01	-526.51	-351.01	-351.01

\*\* COSTOS INCREMENTALES ( \$/MWH) \*\* SALVAJINA PERIODO : 21 OCTUB-2002

QWD/XMX %	15.00	17.78	20.56	23.33	26.11	28.89	31.67	34.44	37.22	40.00
38.3	0.00	-12691.81	-14966.98	-14261.97	-14098.00	-14097.62	-14098.00	-14097.62	-14098.00	-14098.00
53.4	0.00	-8780.05	-9059.41	-8313.88	-8019.55	-8020.12	-8019.93	-8019.93	-8019.93	-8019.93
68.4	0.00	-4983.30	-4836.80	-4290.19	-3986.83	-3986.83	-3987.02	-3986.83	-3986.83	-3987.02
83.4	0.00	-2495.39	-2335.27	-1995.24	-1773.87	-1773.67	-1773.87	-1773.67	-1773.67	-1773.87
98.5	0.00	-1161.39	-1049.65	-861.49	-729.40	-729.21	-729.40	-729.40	-729.40	-729.40

** COSTOS INCREMENTALES ( \$/MWH) **		SALVAJINA		PERIODO : 22		NOVIE-2002				
QWD/XMX %	30.00	33.33	36.67	40.00	43.33	46.67	50.00	53.33	56.67	60.00
57.1	0.00	-14551.26	-14547.10	-14416.86	-14382.94	-14382.62	-14382.62	-14382.94	-14320.54	-14101.97
93.2	0.00	-8074.52	-8059.96	-7494.35	-7345.71	-7345.71	-7345.87	-7345.55	-7192.27	-6654.18
129.3	0.00	-4169.50	-4152.54	-3503.09	-3332.05	-3332.05	-3332.21	-3332.05	-3210.77	-2784.84
165.4	0.00	-1987.23	-1975.23	-1511.06	-1389.14	-1388.98	-1388.98	-1389.14	-1323.70	-1094.74
201.5	0.00	-902.89	-896.01	-626.57	-555.85	-555.85	-555.85	-555.85	-525.77	-420.01

** COSTOS INCREMENTALES ( \$/MWH) **		SALVAJINA		PERIODO : 23		DICIE-2002				
QWD/XMX %	40.00	44.44	48.89	53.33	57.78	62.22	66.67	71.11	75.56	80.00
120.1	0.00	-12694.08	-12693.83	-12694.08	-12694.08	-12693.83	-12694.08	-12452.88	-12333.36	-12191.05
170.3	0.00	-8630.71	-8630.83	-8630.71	-8630.95	-8630.83	-8630.71	-8454.32	-8366.48	-8213.72
220.5	0.00	-5051.30	-5051.30	-5051.18	-5051.42	-5051.30	-5051.18	-4942.46	-4888.11	-4756.47
270.7	0.00	-2653.99	-2654.11	-2653.99	-2654.11	-2653.99	-2653.99	-2595.43	-2566.15	-2477.35
320.9	0.00	-1295.62	-1295.74	-1295.62	-1295.74	-1295.62	-1295.74	-1266.70	-1252.30	-1201.54

** COSTOS INCREMENTALES ( \$/MWH) **		SALVAJINA		PERIODO : 24		ENERO-2003				
QWD/XMX %	60.00	62.22	64.44	66.67	68.89	71.11	73.33	75.56	77.78	80.00
124.9	0.00	-12292.14	-12292.62	-12293.10	-12292.62	-12292.62	-12292.62	-11600.50	-11255.40	-10909.82
182.3	0.00	-9101.51	-9101.51	-9101.27	-9101.99	-9101.27	-9101.27	-8576.42	-8314.35	-8052.29
239.8	0.00	-6430.70	-6430.94	-6430.70	-6431.18	-6430.94	-6430.70	-6048.88	-5858.09	-5667.54
297.3	0.00	-4470.00	-4470.00	-4470.00	-4470.24	-4470.00	-4470.00	-4197.38	-4061.54	-3925.47
354.8	0.00	-3098.23	-3097.99	-3097.99	-3098.23	-3097.99	-3097.99	-2905.04	-2808.57	-2712.33

** COSTOS INCREMENTALES ( \$/MWH) **		SALVAJINA		PERIODO : 25		FEBRE-2003				
QWD/XMX %	48.00	49.33	50.67	52.00	53.33	54.67	56.00	57.33	58.67	60.00
88.5	0.00	-10722.07	-10722.87	-10723.67	-10721.27	-7931.76	-5147.04	-5148.64	-5147.04	-5147.84
133.1	0.00	-8128.55	-8128.15	-8128.95	-8128.55	-6000.62	-3878.28	-3878.28	-3878.68	-3878.68
177.7	0.00	-6241.81	-6242.61	-6242.61	-6242.21	-4598.26	-2959.11	-2959.11	-2959.11	-2959.51
222.3	0.00	-4867.05	-4867.05	-4867.05	-4867.45	-3578.29	-2293.13	-2293.53	-2293.53	-2293.13
266.9	0.00	-3847.88	-3848.28	-3847.88	-3848.28	-2824.31	-1803.15	-1803.55	-1803.15	-1803.55

** COSTOS INCREMENTALES ( \$/MWH) **		SALVAJINA		PERIODO : 26		MARZO-2003				
QWD/XMX %	36.00	36.45	36.89	37.33	37.78	38.22	38.67	39.11	39.56	40.00
66.7	0.00	-16186.95	-16194.15	-16189.35	-16189.35	-16191.75	-16194.15	-16186.95	-16191.75	-16189.35
117.8	0.00	-9849.22	-9849.22	-9849.22	-9851.62	-9849.22	-9850.42	-9849.22	-9850.42	-9850.42

168.9	0.00	-5579.27	-5581.06	-5580.47	-5580.47	-5580.47	-5580.47	-5581.06	-5580.47	-5579.87
220.0	0.00	-3105.86	-3106.46	-3106.46	-3106.46	-3105.86	-3106.46	-3107.06	-3105.86	-3106.46
271.0	0.00	-1729.94	-1729.34	-1729.94	-1729.94	-1729.34	-1729.94	-1729.94	-1729.94	-1729.34

\*\* COSTOS INCREMENTALES ( \$/MWH) \*\* SALVAJINA PERIODO : 27 ABRIL-2003

QWD/XMX %	24.00	28.00	32.00	36.00	40.00	44.00	48.00	52.00	56.00	60.00
-----	-----	-----	-----	-----	-----	-----	-----	-----	-----	-----
61.8	0.00	-18640.67	-18640.94	-18640.67	-18640.67	-18640.40	-18640.67	-18640.14	-18639.61	-18638.81
110.6	0.00	-9019.00	-9015.67	-9012.33	-9010.20	-9010.07	-9010.07	-9010.07	-8937.00	-8910.20
159.4	0.00	-2538.55	-2534.42	-2530.55	-2528.15	-2527.82	-2527.82	-2527.82	-2441.35	-2409.75
208.3	0.00	-501.54	-500.07	-498.67	-497.87	-497.80	-497.74	-497.74	-467.67	-456.60
257.1	0.00	-81.53	-81.23	-80.93	-80.77	-80.73	-80.73	-80.73	-74.23	-71.87

\*\* COSTOS INCREMENTALES ( \$/MWH) \*\* SALVAJINA PERIODO : 28 MAYO -2003

QWD/XMX %	30.00	35.56	41.11	46.67	52.22	57.78	63.33	68.89	74.45	80.00
-----	-----	-----	-----	-----	-----	-----	-----	-----	-----	-----
80.9	0.00	-11054.55	-11043.03	-10963.83	-10924.09	-10924.28	-10923.99	-10566.88	-10566.21	-10566.49
123.8	0.00	-5997.33	-5955.67	-5907.19	-5882.90	-5882.90	-5882.90	-5094.08	-5093.89	-5093.89
166.7	0.00	-2879.05	-2830.09	-2806.52	-2794.67	-2794.72	-2794.72	-2138.57	-2138.37	-2138.37
209.6	0.00	-1271.70	-1234.98	-1224.80	-1219.71	-1219.71	-1219.76	-843.11	-843.01	-843.01
252.5	0.00	-535.72	-513.45	-509.27	-507.16	-507.16	-507.21	-323.90	-323.90	-323.90

\*\* COSTOS INCREMENTALES ( \$/MWH) \*\* SALVAJINA PERIODO : 29 JUNIO-2003

QWD/XMX %	50.00	53.89	57.78	61.67	65.56	69.44	73.33	77.22	81.11	85.00
-----	-----	-----	-----	-----	-----	-----	-----	-----	-----	-----
95.4	0.00	-9797.71	-9186.06	-9185.51	-9184.14	-9181.12	-9181.12	-9180.58	-9180.85	-9180.58
130.9	0.00	-5384.20	-4891.73	-4891.59	-4890.49	-4889.12	-4888.85	-4888.71	-4888.85	-4888.71
166.3	0.00	-1863.97	-1777.71	-1777.77	-1777.36	-1776.88	-1776.75	-1776.81	-1776.81	-1776.75
201.8	0.00	-405.80	-397.78	-397.78	-397.71	-397.58	-397.58	-397.58	-397.58	-397.58
237.2	0.00	-62.57	-62.13	-62.09	-62.06	-62.09	-62.06	-62.06	-62.06	-62.06

\*\* COSTOS INCREMENTALES ( \$/MWH) \*\* SALVAJINA PERIODO : 30 JULIO-2003

QWD/XMX %	50.00	52.00	54.00	56.00	58.00	60.00	62.00	64.00	66.00	68.00
-----	-----	-----	-----	-----	-----	-----	-----	-----	-----	-----
85.8	0.00	-4595.06	-4593.99	-4594.53	-4585.99	-4577.99	-4577.99	-4578.53	-4577.99	-4578.53
112.0	0.00	-2758.05	-2757.78	-2757.78	-2752.98	-2748.18	-2748.45	-2748.18	-2748.45	-2748.18
138.3	0.00	-1157.30	-1157.30	-1157.43	-1155.16	-1153.16	-1153.16	-1153.30	-1153.30	-1153.16
164.5	0.00	-372.79	-372.79	-372.66	-372.12	-371.32	-371.46	-371.32	-371.46	-371.32
190.7	0.00	-99.20	-99.20	-99.20	-98.93	-98.80	-98.80	-98.93	-98.80	-98.80

\*\* COSTOS INCREMENTALES ( \$/MWH) \*\* SALVAJINA PERIODO : 31 AGOST-2003

QWD/XMX %	40.00	40.56	41.11	41.67	42.22	42.78	43.33	43.89	44.44	45.00
-----------	-------	-------	-------	-------	-------	-------	-------	-------	-------	-------

68.5	0.00	-38.41	-38.41	-36.49	-38.41	-36.49	-38.41	-38.41	-36.49	-38.41
88.3	0.00	-21.12	-22.08	-20.16	-21.12	-22.08	-21.12	-21.12	-21.12	-22.08
108.1	0.00	-9.60	-9.60	-9.12	-9.60	-9.12	-9.60	-9.12	-9.60	-9.60
127.9	0.00	-3.36	-2.88	-3.36	-2.88	-3.36	-2.88	-2.88	-3.36	-2.88
147.7	0.00	-0.48	-0.96	-0.96	-0.48	-0.96	-0.96	-0.48	-0.96	-0.48

\*\* COSTOS INCREMENTALES ( \$/MWH) \*\* SALVAJINA PERIODO : 32 SEPTI-2003

QWD/XMX %	20.09	20.09	20.09	20.09	20.09	20.09	20.10	20.10	20.10	20.10
53.2	0.00	-8424.19	-8424.19	-8424.19	-7722.17	-7722.17	-8424.19	-9126.20	-7722.17	-7722.17
66.3	0.00	-5616.13	-5967.13	-5967.13	-5616.13	-5616.13	-5967.13	-5967.13	-5616.13	-5616.13
79.4	0.00	-3159.07	-2983.57	-2983.57	-3159.07	-2983.57	-2983.57	-3159.07	-2983.57	-3159.07
92.6	0.00	-1228.53	-1053.02	-1228.53	-1228.53	-1053.02	-1228.53	-1228.53	-1053.02	-1228.53
105.7	0.00	-351.01	-175.50	-351.01	-351.01	-351.01	-351.01	-351.01	-351.01	-351.01

\*\* COSTOS INCREMENTALES ( \$/MWH) \*\* SALVAJINA PERIODO : 33 OCTUB-2003

QWD/XMX %	15.00	17.78	20.56	23.33	26.11	28.89	31.67	34.44	37.22	40.00
38.3	0.00	-12617.32	-15212.74	-14424.40	-14195.34	-12592.36	-12587.94	-12587.36	-12587.56	-12586.98
53.4	0.00	-8747.41	-9413.45	-8648.53	-8340.57	-7164.01	-7161.32	-7160.55	-7160.55	-7160.55
68.4	0.00	-4791.49	-4852.55	-4331.47	-4041.36	-3561.17	-3560.02	-3559.64	-3559.83	-3559.64
83.4	0.00	-2320.20	-2253.86	-1944.26	-1738.54	-1584.17	-1583.79	-1583.69	-1583.69	-1583.69
98.5	0.00	-1055.31	-985.81	-818.01	-697.05	-651.35	-651.26	-651.26	-651.26	-651.16

\*\* COSTOS INCREMENTALES ( \$/MWH) \*\* SALVAJINA PERIODO : 34 NOVI-2003

QWD/XMX %	30.00	33.33	36.67	40.00	43.33	46.67	50.00	53.33	56.67	60.00
57.1	0.00	-15428.71	-15298.15	-15147.11	-13035.40	-12970.75	-12969.79	-12949.63	-12841.79	-12841.79
93.2	0.00	-8769.89	-8683.01	-8580.93	-7165.39	-7118.51	-7114.67	-7027.63	-6558.66	-6558.66
129.3	0.00	-4184.38	-4155.26	-4119.58	-3637.49	-3618.13	-3613.97	-3513.81	-2975.08	-2975.08
165.4	0.00	-1868.35	-1860.11	-1849.07	-1707.39	-1699.63	-1696.67	-1625.14	-1240.18	-1240.18
201.5	0.00	-814.41	-812.09	-808.49	-766.17	-762.81	-761.13	-719.53	-496.33	-496.25

\*\* COSTOS INCREMENTALES ( \$/MWH) \*\* SALVAJINA PERIODO : 35 DICIE-2003

QWD/XMX %	40.00	44.44	48.89	53.33	57.78	62.22	66.67	71.11	75.56	80.00
120.1	0.00	-11402.18	-11220.26	-10871.31	-10871.55	-10871.55	-10870.83	-10689.39	-10597.96	-10504.60
170.3	0.00	-8051.13	-7823.13	-7370.38	-7370.50	-7370.50	-7370.26	-7236.82	-7170.22	-7102.18
220.5	0.00	-4727.67	-4582.35	-4304.44	-4304.32	-4304.32	-4304.32	-4221.88	-4180.72	-4138.96
270.7	0.00	-2454.07	-2384.47	-2259.32	-2259.32	-2259.20	-2259.32	-2214.80	-2192.60	-2170.16
320.9	0.00	-1180.90	-1151.38	-1102.54	-1102.54	-1102.54	-1102.54	-1080.64	-1069.66	-1058.62

** COSTOS INCREMENTALES ( \$/MWH) **		SALVAJINA		PERIODO : 36		ENERO-2004				
QWD/XMX %	60.00	62.22	64.44	66.67	68.89	71.11	73.33	75.56	77.78	80.00
124.9	0.00	-10861.34	-10791.74	-10791.74	-10791.26	-10792.22	-10791.26	-10204.73	-9912.43	-9619.64
182.3	0.00	-8134.13	-7987.73	-7987.73	-7987.73	-7988.21	-7987.49	-7542.32	-7319.85	-7098.10
239.8	0.00	-5834.33	-5641.62	-5641.86	-5641.38	-5641.62	-5641.62	-5317.16	-5155.40	-4993.89
297.3	0.00	-4124.90	-3919.71	-3919.95	-3919.71	-3919.95	-3919.71	-3688.36	-3572.93	-3457.50
354.8	0.00	-2910.08	-2715.69	-2715.93	-2715.69	-2715.69	-2715.69	-2551.78	-2469.71	-2388.11

** COSTOS INCREMENTALES ( \$/MWH) **		SALVAJINA		PERIODO : 37		FEBRE-2004				
QWD/XMX %	48.00	49.33	50.67	52.00	53.33	54.67	56.00	57.33	58.67	60.00
133.1	0.00	-7505.77	-7505.77	-7505.77	-7506.17	-5481.43	-3463.49	-3462.69	-3462.69	-3463.89
177.7	0.00	-5772.62	-5772.62	-5773.02	-5772.62	-4205.07	-2642.32	-2641.92	-2642.32	-2642.32
222.3	0.00	-4505.86	-4505.86	-4506.26	-4505.86	-3275.10	-2047.54	-2047.54	-2047.94	-2047.54
266.9	0.00	-3565.29	-3565.69	-3565.49	-3565.69	-2586.32	-1610.15	-1610.35	-1609.95	-1610.35

** COSTOS INCREMENTALES ( \$/MWH) **		SALVAJINA		PERIODO : 38		MARZO-2004				
QWD/XMX %	36.00	36.45	36.89	37.33	37.78	38.22	38.67	39.11	39.56	40.00
66.7	0.00	-16995.82	-16998.22	-17000.62	-16998.22	-16998.22	-16998.22	-16995.82	-17000.62	-16995.82
117.8	0.00	-10659.29	-10660.49	-10660.49	-10661.69	-10660.49	-10660.49	-10660.49	-10660.49	-10660.49
168.9	0.00	-5980.70	-5980.70	-5980.70	-5980.10	-5980.70	-5981.30	-5980.70	-5979.50	-5981.30
220.0	0.00	-3250.47	-3249.87	-3251.07	-3250.47	-3249.87	-3251.07	-3250.47	-3250.47	-3250.47
271.0	0.00	-1767.75	-1767.15	-1767.75	-1767.75	-1767.15	-1767.75	-1767.75	-1767.15	-1767.75

** COSTOS INCREMENTALES ( \$/MWH) **		SALVAJINA		PERIODO : 39		ABRIL-2004				
QWD/XMX %	24.00	28.00	32.00	36.00	40.00	44.00	48.00	52.00	56.00	60.00
61.8	0.00	-17134.79	-16883.06	-16661.46	-16661.19	-16661.72	-16660.39	-16660.92	-16661.19	-16652.66
110.6	0.00	-10948.35	-10063.81	-9254.07	-9253.00	-9201.00	-9096.33	-9096.33	-9096.47	-8618.86
159.4	0.00	-4542.83	-4364.63	-3969.36	-3960.76	-3808.09	-3502.03	-3502.03	-3502.03	-2936.82
208.3	0.00	-1599.85	-1582.35	-1204.34	-1191.18	-1087.01	-878.14	-878.17	-878.14	-681.24
257.1	0.00	-551.64	-550.34	-290.67	-281.27	-242.80	-165.67	-165.67	-165.67	-123.20

** COSTOS INCREMENTALES ( \$/MWH) **		SALVAJINA		PERIODO : 40		MAYO -2004				
QWD/XMX %	30.00	35.56	41.11	46.67	52.22	57.78	63.33	68.89	74.45	80.00
80.9	0.00	-9891.05	-9860.33	-9818.09	-9817.99	-9816.45	-9813.09	-9813.00	-9803.78	-9803.88
123.8	0.00	-5578.97	-5466.46	-5313.25	-5313.25	-5311.13	-5307.10	-5307.10	-5295.97	-5296.06
166.7	0.00	-2842.96	-2710.53	-2530.19	-2530.24	-2528.90	-2526.30	-2526.30	-2519.34	-2519.25

209.6	0.00	-1339.62	-1240.42	-1105.35	-1105.38	-1104.71	-1103.43	-1103.43	-1099.98	-1099.98
252.5	0.00	-602.13	-541.87	-459.83	-459.83	-459.52	-458.99	-458.97	-457.43	-457.43

**\*\* COSTOS INCREMENTALES ( \$/MWH) \*\* SALVAJINA PERIODO : 41 JUNIO-2004**

QWD/XMX %	50.00	53.89	57.78	61.67	65.56	69.44	73.33	77.22	81.11	85.00
-----	-----	-----	-----	-----	-----	-----	-----	-----	-----	-----
95.4	0.00	-9355.70	-9355.70	-9351.87	-9342.95	-9340.62	-9340.35	-9340.35	-9340.35	-8722.25
130.9	0.00	-5516.00	-5516.27	-5457.30	-5351.56	-5350.33	-5349.92	-5350.19	-5349.92	-4852.64
166.3	0.00	-2023.67	-2023.60	-1931.51	-1767.08	-1766.60	-1766.53	-1766.53	-1766.46	-1679.51
201.8	0.00	-505.40	-505.37	-457.99	-373.47	-373.37	-373.34	-373.34	-373.34	-365.31
237.2	0.00	-94.46	-94.42	-80.91	-56.88	-56.85	-56.85	-56.85	-56.88	-56.33

**\*\* COSTOS INCREMENTALES ( \$/MWH) \*\* SALVAJINA PERIODO : 42 JULIO-2004**

QWD/XMX %	50.00	52.00	54.00	56.00	58.00	60.00	62.00	64.00	66.00	68.00
-----	-----	-----	-----	-----	-----	-----	-----	-----	-----	-----
85.8	0.00	-4162.01	-4162.01	-4160.94	-4152.41	-4144.67	-4144.94	-4144.94	-4144.67	-4144.67
112.0	0.00	-2776.98	-2776.98	-2776.71	-2770.85	-2764.98	-2765.52	-2765.78	-2764.98	-2765.78
138.3	0.00	-1474.22	-1474.22	-1474.22	-1470.75	-1468.09	-1467.95	-1468.09	-1467.95	-1468.09
164.5	0.00	-634.65	-634.78	-634.78	-633.31	-632.25	-632.11	-632.25	-632.11	-632.11
190.7	0.00	-225.06	-225.06	-225.06	-224.59	-224.19	-224.19	-224.19	-224.13	-224.19

**\*\* COSTOS INCREMENTALES ( \$/MWH) \*\* SALVAJINA PERIODO : 43 AGOST-2004**

QWD/XMX %	40.00	40.56	41.11	41.67	42.22	42.78	43.33	43.89	44.44	45.00
-----	-----	-----	-----	-----	-----	-----	-----	-----	-----	-----
68.5	0.00	-41.29	-40.33	-40.33	-42.25	-38.41	-41.29	-41.29	-40.33	-39.37
88.3	0.00	-26.88	-27.84	-26.88	-26.88	-26.88	-26.88	-26.88	-27.84	-26.88
108.1	0.00	-14.40	-13.92	-14.40	-14.40	-13.92	-14.40	-14.40	-14.40	-13.92
127.9	0.00	-5.76	-6.24	-5.76	-5.76	-6.24	-5.76	-6.24	-5.76	-5.76
147.7	0.00	-1.92	-1.92	-2.16	-1.92	-1.92	-1.92	-1.92	-2.16	-1.92

**\*\* COSTOS INCREMENTALES ( \$/MWH) \*\* SALVAJINA PERIODO : 44 SEPTI-2004**

QWD/XMX %	20.09	20.09	20.09	20.09	20.09	20.09	20.10	20.10	20.10	20.10
-----	-----	-----	-----	-----	-----	-----	-----	-----	-----	-----
53.2	0.00	-7020.16	-6669.15	-6669.15	-7020.16	-7020.16	-6669.15	-7020.16	-6669.15	-7371.16
66.3	0.00	-5265.12	-4914.11	-5265.12	-4914.11	-5616.13	-4914.11	-4563.10	-5967.13	-4914.11
79.4	0.00	-2983.57	-3510.08	-3159.07	-3159.07	-3334.57	-3334.57	-3159.07	-3334.57	-3334.57
92.6	0.00	-1579.54	-1579.54	-1755.04	-1579.54	-1755.04	-1579.54	-1579.54	-1755.04	-1579.54
105.7	0.00	-702.02	-526.51	-702.02	-702.02	-526.51	-702.02	-702.02	-526.51	-702.02

**\*\* COSTOS INCREMENTALES ( \$/MWH) \*\* SALVAJINA PERIODO : 45 OCTUB-2004**

QWD/XMX %	15.00	17.78	20.56	23.33	26.11	28.89	31.67	34.44	37.22	40.00
-----	-----	-----	-----	-----	-----	-----	-----	-----	-----	-----

38.3	0.00	-11665.01	-14434.76	-14056.72	-13557.14	-13555.42	-13539.29	-13536.22	-13532.76	-13463.64
53.4	0.00	-8232.28	-8804.82	-8629.14	-8490.71	-8484.18	-8432.34	-8421.21	-8411.03	-8187.35
68.4	0.00	-4757.80	-4637.32	-4484.49	-4454.06	-4445.90	-4382.63	-4368.91	-4355.95	-4081.58
83.4	0.00	-2498.18	-2253.48	-2114.66	-2108.33	-2101.89	-2053.13	-2042.37	-2032.39	-1820.23
98.5	0.00	-1248.37	-1044.28	-940.12	-938.77	-935.03	-905.17	-898.74	-892.69	-763.48

\*\* COSTOS INCREMENTALES ( \$/MWH) \*\* SALVAJINA PERIODO : 46 NOVIEMBRE-2004

QWD/XMX %	30.00	33.33	36.67	40.00	43.33	46.67	50.00	53.33	56.67	60.00
57.1	0.00	-13804.05	-13804.05	-13804.05	-13803.73	-13803.73	-13803.57	-12254.26	-11925.62	-11608.50
93.2	0.00	-7954.68	-7955.00	-7954.84	-7954.52	-7953.56	-7951.80	-6918.34	-6698.18	-6475.94
129.3	0.00	-3879.26	-3879.26	-3879.26	-3879.10	-3877.50	-3875.74	-3528.53	-3453.65	-3368.53
165.4	0.00	-1770.43	-1770.51	-1770.51	-1770.35	-1769.23	-1768.03	-1668.81	-1646.74	-1616.18
201.5	0.00	-786.57	-786.49	-786.49	-786.49	-785.77	-785.05	-756.81	-750.17	-738.25

\*\* COSTOS INCREMENTALES ( \$/MWH) \*\* SALVAJINA PERIODO : 47 DICIEMBRE-2004

QWD/XMX %	40.00	44.44	48.89	53.33	57.78	62.22	66.67	71.11	75.56	80.00
120.1	0.00	-11281.70	-11281.70	-11281.46	-11151.39	-10984.59	-10941.87	-10485.64	-10406.44	-10324.84
170.3	0.00	-8408.96	-8408.96	-8408.84	-8373.56	-8328.20	-8316.68	-8104.64	-8039.00	-7971.93
220.5	0.00	-5641.09	-5641.09	-5640.97	-5633.41	-5623.45	-5620.81	-5507.17	-5458.94	-5410.10
270.7	0.00	-3475.13	-3475.13	-3475.01	-3473.57	-3471.41	-3470.81	-3404.93	-3373.50	-3342.06
320.9	0.00	-1997.12	-1997.00	-1997.12	-1996.76	-1996.40	-1996.28	-1958.72	-1940.24	-1921.70

\*\* COSTOS INCREMENTALES ( \$/MWH) \*\* SALVAJINA PERIODO : 48 ENERO-2005

QWD/XMX %	60.00	62.22	64.44	66.67	68.89	71.11	73.33	75.56	77.78	80.00
124.9	0.00	-11233.80	-11234.28	-11233.32	-11234.28	-11234.28	-11233.80	-10689.51	-10416.40	-10145.70
182.3	0.00	-8953.92	-8954.40	-8954.16	-8954.64	-8954.16	-8954.40	-8501.07	-8274.04	-8048.69
239.8	0.00	-6885.95	-6885.95	-6885.95	-6885.95	-6885.95	-6885.95	-6522.61	-6341.18	-6160.23
297.3	0.00	-5198.84	-5198.84	-5198.60	-5198.84	-5198.84	-5198.60	-4914.46	-4772.86	-4631.03
354.8	0.00	-3893.55	-3893.79	-3893.79	-3893.55	-3893.79	-3893.79	-3674.44	-3565.25	-3456.05

\*\* COSTOS INCREMENTALES ( \$/MWH) \*\* SALVAJINA PERIODO : 49 FEBRERO-2005

QWD/XMX %	48.00	49.33	50.67	52.00	53.33	54.67	56.00	57.33	58.67	60.00
88.5	0.00	-10108.49	-10107.69	-10108.49	-10107.69	-7570.17	-5036.65	-5036.65	-4961.45	-4961.45
133.1	0.00	-8263.75	-8262.95	-8264.15	-8263.35	-6171.81	-4087.08	-4085.88	-3986.28	-3987.08
177.7	0.00	-6779.39	-6778.59	-6779.39	-6779.39	-5050.25	-3327.50	-3325.50	-3220.70	-3220.30
222.3	0.00	-5603.43	-5603.03	-5603.03	-5603.03	-4164.27	-2730.72	-2729.12	-2627.12	-2627.52
266.9	0.00	-4665.46	-4665.06	-4665.06	-4665.06	-3460.29	-2259.13	-2257.53	-2164.33	-2163.53

\*\* COSTOS INCREMENTALES ( \$/MWH) \*\* SALVAJINA PERIODO : 50 MARZO-2005

QWD/XMX %	36.00	36.45	36.89	37.33	37.78	38.22	38.67	39.11	39.56	40.00
66.7	0.00	-16194.15	-16198.95	-16194.15	-16189.35	-16198.95	-16194.15	-16196.55	-16191.75	-16194.15
117.8	0.00	-11872.59	-11873.79	-11870.19	-11872.59	-11872.59	-11871.39	-11871.39	-11872.59	-11871.39
168.9	0.00	-7867.86	-7867.86	-7867.86	-7867.86	-7867.86	-7866.66	-7867.86	-7869.06	-7867.86
220.0	0.00	-4973.81	-4975.01	-4973.81	-4974.41	-4973.81	-4973.81	-4974.41	-4975.01	-4973.81
271.0	0.00	-3090.86	-3091.46	-3090.86	-3091.46	-3090.86	-3090.86	-3090.86	-3091.46	-3091.46

\*\* COSTOS INCREMENTALES ( \$/MWH) \*\* SALVAJINA PERIODO : 51 ABRIL-2005

QWD/XMX %	24.00	28.00	32.00	36.00	40.00	44.00	48.00	52.00	56.00	60.00
61.8	0.00	-17213.46	-17211.86	-17211.86	-16884.66	-16846.25	-15446.51	-15446.78	-15446.25	-15446.51
110.6	0.00	-10909.55	-10471.94	-10445.68	-10417.94	-10371.14	-10296.88	-10294.88	-10295.01	-10294.88
159.4	0.00	-5718.58	-4430.43	-4232.96	-4160.43	-4148.56	-4020.16	-4014.43	-4014.50	-4014.50
208.3	0.00	-2532.42	-1643.48	-1353.34	-1252.14	-1244.61	-1157.34	-1153.48	-1153.48	-1153.41
257.1	0.00	-917.04	-582.60	-378.77	-309.10	-306.37	-274.17	-272.74	-272.74	-272.74

\*\* COSTOS INCREMENTALES ( \$/MWH) \*\* SALVAJINA PERIODO : 52 MAYO -2005

QWD/XMX %	30.00	35.56	41.11	46.67	52.22	57.78	63.33	68.89	74.45	80.00
80.9	0.00	-10348.19	-10343.10	-10333.22	-10165.89	-10165.89	-10165.99	-10165.70	-10153.12	-10127.30
123.8	0.00	-6734.89	-6689.58	-6631.12	-5992.15	-5992.05	-5992.05	-5991.86	-5946.65	-5852.38
166.7	0.00	-3958.85	-3855.89	-3757.30	-2967.42	-2967.32	-2967.23	-2967.23	-2913.95	-2802.88
209.6	0.00	-2211.67	-2079.72	-1981.90	-1360.06	-1359.97	-1359.87	-1359.92	-1320.03	-1236.80
252.5	0.00	-1200.13	-1073.89	-999.30	-602.54	-602.49	-602.39	-602.44	-578.25	-527.66

\*\* COSTOS INCREMENTALES ( \$/MWH) \*\* SALVAJINA PERIODO : 53 JUNIO-2005

QWD/XMX %	50.00	53.89	57.78	61.67	65.56	69.44	73.33	77.22	81.11	85.00
95.4	0.00	-8362.93	-8363.76	-8363.21	-8361.29	-8359.92	-8359.37	-8358.82	-8342.09	-8324.81
130.9	0.00	-5406.15	-5406.01	-5406.01	-5404.78	-5403.27	-5402.99	-5402.99	-5135.02	-4863.47
166.3	0.00	-2544.47	-2544.47	-2544.47	-2543.78	-2543.23	-2543.03	-2542.96	-2122.14	-1695.83
201.8	0.00	-827.93	-827.86	-827.93	-827.65	-827.52	-827.45	-827.38	-610.76	-391.27
237.2	0.00	-191.18	-191.24	-191.24	-191.18	-191.11	-191.11	-191.11	-129.39	-66.93

\*\* COSTOS INCREMENTALES ( \$/MWH) \*\* SALVAJINA PERIODO : 54 JULIO-2005

QWD/XMX %	50.00	52.00	54.00	56.00	58.00	60.00	62.00	64.00	66.00	68.00
85.8	0.00	-3997.21	-3998.81	-3997.21	-3989.21	-3982.81	-3981.21	-3982.28	-3981.21	-3981.21
112.0	0.00	-2944.71	-2944.71	-2944.98	-2938.31	-2933.51	-2932.98	-2932.98	-2933.24	-2932.71
138.3	0.00	-1574.62	-1574.62	-1574.62	-1571.42	-1567.95	-1568.22	-1567.95	-1568.22	-1568.22
164.5	0.00	-649.05	-649.05	-649.05	-647.45	-646.11	-646.11	-646.11	-646.38	-646.11



190.7            0.00       -220.26       -220.26       -220.26       -219.73       -219.33       -219.33       -219.19       -219.33       -219.19

\*\* COSTOS INCREMENTALES ( \$/MWH) \*\*            SALVAJINA            PERIODO :    55            AGOST-2005

QWD/XMX %	40.00	40.56	41.11	41.67	42.22	42.78	43.33	43.89	44.44	45.00
68.5	0.00	-40.33	-44.17	-44.17	-42.25	-44.17	-40.33	-42.25	-44.17	-44.17
88.3	0.00	-32.64	-30.72	-30.72	-28.80	-32.64	-32.64	-30.72	-30.72	-32.64
108.1	0.00	-19.20	-19.20	-19.20	-19.20	-19.20	-20.16	-19.20	-18.24	-20.16
127.9	0.00	-9.60	-10.56	-10.56	-9.60	-10.56	-10.56	-9.60	-9.60	-10.56
147.7	0.00	-4.80	-3.84	-4.80	-4.80	-3.84	-4.80	-3.84	-4.80	-3.84

\*\* COSTOS INCREMENTALES ( \$/MWH) \*\*            SALVAJINA            PERIODO :    56            SEPTI-2005

QWD/XMX %	20.09	20.09	20.09	20.09	20.09	20.09	20.10	20.10	20.10	20.10
53.2	0.00	-8424.19	-8424.19	-9828.22	-8424.19	-9126.20	-8424.19	-9126.20	-8424.19	-9126.20
66.3	0.00	-8424.19	-9126.20	-7722.17	-9828.22	-7722.17	-8424.19	-8424.19	-9126.20	-8424.19
79.4	0.00	-8424.19	-8424.19	-7722.17	-8424.19	-7722.17	-8424.19	-7722.17	-7722.17	-8424.19
92.6	0.00	-7020.16	-7020.16	-7371.16	-7371.16	-6669.15	-7371.16	-7020.16	-7371.16	-7371.16
105.7	0.00	-6318.14	-6318.14	-6669.15	-6318.14	-6669.15	-6318.14	-6669.15	-6318.14	-6669.15

\*\* COSTOS INCREMENTALES ( \$/MWH) \*\*            SALVAJINA            PERIODO :    57            OCTUB-2005

QWD/XMX %	15.00	17.78	20.56	23.33	26.11	28.89	31.67	34.44	37.22	40.00
38.3	0.00	-14741.58	-18554.26	-18238.24	-18085.02	-17777.83	-17546.28	-17544.36	-17490.60	-17284.01
53.4	0.00	-15445.82	-16388.92	-15915.07	-15742.65	-15650.11	-15582.91	-15571.01	-15498.43	-15227.71
68.4	0.00	-14485.45	-14558.03	-13696.34	-13359.96	-13321.95	-13301.59	-13268.96	-13218.27	-13050.46
83.4	0.00	-12964.83	-12843.11	-11670.77	-11203.06	-11172.72	-11158.90	-11112.05	-11082.87	-11006.07
98.5	0.00	-11374.71	-11230.71	-10041.28	-9563.40	-9535.37	-9523.27	-9475.47	-9458.19	-9427.28

\*\* COSTOS INCREMENTALES ( \$/MWH) \*\*            SALVAJINA            PERIODO :    58            NOVIE-2005

QWD/XMX %	30.00	33.33	36.67	40.00	43.33	46.67	50.00	53.33	56.67	60.00
57.1	0.00	-19527.33	-19479.33	-19462.05	-19422.37	-19321.89	-19063.33	-18843.16	-18689.56	-18547.48
93.2	0.00	-17219.78	-16994.18	-16915.13	-16695.93	-16416.25	-15749.36	-15328.55	-15088.55	-14933.98
129.3	0.00	-14596.38	-14285.97	-14185.17	-13839.25	-13413.32	-12514.11	-11817.14	-11565.61	-11434.09
165.4	0.00	-12277.62	-11998.26	-11913.78	-11584.81	-11000.49	-9765.59	-8649.41	-8435.65	-8326.53
201.5	0.00	-10489.44	-10278.87	-10219.03	-9973.91	-9223.18	-7568.43	-5999.77	-5839.45	-5755.61

\*\* COSTOS INCREMENTALES ( \$/MWH) \*\*            SALVAJINA            PERIODO :    59            DICIE-2005

QWD/XMX %	40.00	44.44	48.89	53.33	57.78	62.22	66.67	71.11	75.56	80.00
120.1	0.00	-39625.88	-29966.06	-28244.34	-27249.56	-25643.75	-25607.03	-25311.83	-25211.76	-25195.92

170.3	0.00	-26744.13	-23679.38	-23107.96	-22893.16	-22473.17	-22268.93	-21766.86	-21421.03	-21117.91
220.5	0.00	-21870.06	-20884.40	-20385.69	-20272.89	-20084.01	-19622.98	-18774.12	-18305.65	-17310.39
270.7	0.00	-19900.18	-19298.75	-18356.77	-18149.41	-17898.38	-17117.67	-15868.01	-15394.98	-13318.78
320.9	0.00	-18813.96	-18117.25	-16585.84	-16297.37	-15955.37	-14873.95	-13239.34	-12830.39	-9535.26

\*\* COSTOS INCREMENTALES ( \$/MWH) \*\* MIEL1 PERIODO : 20 SEPTI-2002

QWD/XMX %	0.00
-----	-----
10.0	0.00

\*\* COSTOS INCREMENTALES ( \$/MWH) \*\* MIEL1 PERIODO : 21 OCTUB-2002

QWD/XMX %	0.00	11.11	22.22	33.33	44.44	55.56	66.67	77.78	88.89	100.00
-----	-----	-----	-----	-----	-----	-----	-----	-----	-----	-----

30.5	0.00	-18563.21	-16114.20	-11556.40	-10117.84	-9067.91	-8887.19	-8721.26	-8569.58	-8314.37
57.2	0.00	-9491.38	-7564.26	-6420.95	-5907.16	-5472.38	-5315.86	-5067.34	-4606.49	-3906.16
83.9	0.00	-4348.25	-3571.75	-3050.74	-2667.87	-2423.31	-2347.80	-2150.03	-1803.70	-1289.08
110.6	0.00	-1959.11	-1544.67	-1270.18	-1023.76	-875.43	-846.33	-752.48	-600.57	-372.31
137.4	0.00	-856.62	-621.61	-490.84	-363.04	-286.83	-276.91	-241.44	-187.06	-104.10

\*\* COSTOS INCREMENTALES ( \$/MWH) \*\* MIEL1 PERIODO : 22 NOVI-2002

QWD/XMX %	0.00	11.11	22.22	33.33	44.44	55.56	66.67	77.78	88.89	100.00
-----	-----	-----	-----	-----	-----	-----	-----	-----	-----	-----

63.7	0.00	-15192.58	-12332.30	-11947.94	-11841.23	-11738.81	-11499.70	-11266.46	-10676.88	-9777.05
89.0	0.00	-10068.67	-9193.15	-8656.27	-8404.03	-8325.45	-8065.01	-7774.32	-6336.78	-5046.07
114.4	0.00	-6424.63	-6089.15	-5303.06	-4894.25	-4840.99	-4654.91	-4443.83	-2913.82	-1898.82
139.7	0.00	-3705.78	-3529.29	-2787.28	-2393.47	-2363.49	-2257.76	-2144.03	-1121.38	-593.40
165.0	0.00	-1920.23	-1826.47	-1310.73	-1034.98	-1020.64	-969.43	-918.17	-387.02	-169.18

\*\* COSTOS INCREMENTALES ( \$/MWH) \*\* MIEL1 PERIODO : 23 DICIE-2002

QWD/XMX %	0.00	11.11	22.22	33.33	44.44	55.56	66.67	77.78	88.89	100.00
-----	-----	-----	-----	-----	-----	-----	-----	-----	-----	-----

80.6	0.00	-17835.36	-17150.06	-17024.45	-16883.39	-16821.94	-16748.66	-16546.42	-15080.38	-13533.16
108.1	0.00	-13995.08	-13160.62	-12911.08	-12483.98	-12372.71	-12252.32	-12048.13	-10978.65	-10289.81
135.6	0.00	-10291.40	-9682.17	-9340.73	-8558.60	-8429.92	-8300.96	-8143.13	-7574.64	-7259.88
163.1	0.00	-7297.45	-6928.59	-6553.91	-5545.52	-5428.57	-5317.26	-5204.50	-4928.89	-4770.69
190.6	0.00	-5006.08	-4792.29	-4444.80	-3419.00	-3328.91	-3245.53	-3169.23	-3035.01	-2950.09

\*\* COSTOS INCREMENTALES ( \$/MWH) \*\* MIEL1 PERIODO : 24 ENERO-2003

QWD/XMX %	0.00	11.11	22.22	33.33	44.44	55.56	66.67	77.78	88.89	100.00
-----	-----	-----	-----	-----	-----	-----	-----	-----	-----	-----

59.9	0.00	-20726.09	-20270.87	-20016.77	-19669.09	-18560.14	-18327.27	-18253.98	-17717.02	-15355.62
88.8	0.00	-16177.98	-15265.21	-14730.75	-14392.85	-13917.70	-13736.42	-13572.17	-12870.58	-11076.04

117.7	0.00	-11589.41	-10729.44	-10130.17	-9564.15	-9198.46	-9057.53	-8886.58	-8383.64	-7401.08
146.6	0.00	-7998.67	-7361.84	-6728.54	-6006.37	-5668.10	-5573.54	-5442.44	-5142.21	-4637.82
175.5	0.00	-5530.06	-5071.07	-4356.81	-3633.20	-3346.37	-3288.78	-3201.54	-3031.89	-2768.34

\*\* COSTOS INCREMENTALES ( \$/MWH) \*\* MIEL1 PERIODO : 25 FEBRE-2003

QWD/XMX %	0.00	11.11	22.22	33.33	44.44	55.56	66.67	77.78	88.89	100.00
48.2	0.00	-21174.70	-21173.39	-21149.84	-21040.15	-20489.49	-20467.89	-20414.35	-18763.21	-14804.68
65.5	0.00	-16867.56	-16841.96	-16645.77	-16281.71	-14753.66	-14615.85	-14323.95	-12235.37	-10471.47
82.8	0.00	-11634.57	-11545.46	-11120.27	-10667.29	-9208.56	-8875.69	-8316.55	-7139.95	-6525.05
100.1	0.00	-7264.26	-7120.82	-6651.03	-6263.36	-5289.69	-4844.81	-4212.12	-3725.52	-3512.29
117.4	0.00	-4375.53	-4223.99	-3857.92	-3557.36	-2848.83	-2442.26	-1920.21	-1736.29	-1656.70

\*\* COSTOS INCREMENTALES ( \$/MWH) \*\* MIEL1 PERIODO : 26 MARZO-2003

QWD/XMX %	0.00	11.11	22.22	33.33	44.44	55.56	66.67	77.78	88.89	100.00
39.7	0.00	-20113.23	-19026.53	-19014.99	-18891.61	-17943.37	-17919.63	-17805.19	-17677.16	-15464.75
62.6	0.00	-14258.58	-14021.43	-13773.10	-13465.88	-11614.97	-11451.42	-11189.45	-10878.69	-9500.14
85.6	0.00	-9052.74	-8828.62	-8222.42	-7830.42	-6812.20	-6343.53	-6164.06	-5838.54	-5350.03
108.5	0.00	-5706.23	-5433.88	-4753.89	-4227.43	-3711.09	-3078.21	-2980.77	-2783.33	-2574.62
131.5	0.00	-3661.46	-3378.89	-2784.28	-2150.73	-1859.64	-1315.66	-1265.06	-1175.69	-1082.23

\*\* COSTOS INCREMENTALES ( \$/MWH) \*\* MIEL1 PERIODO : 27 ABRIL-2003

QWD/XMX %	0.00	11.11	22.22	33.33	44.44	55.56	66.67	77.78	88.89	100.00
44.6	0.00	-17711.43	-17657.61	-16696.05	-16169.41	-16162.99	-16109.36	-15874.53	-12256.41	-8785.32
63.3	0.00	-13374.12	-13192.09	-11886.72	-11158.82	-11129.77	-10944.29	-10409.13	-7863.85	-6202.04
82.0	0.00	-9155.62	-8746.40	-7693.27	-7080.78	-7032.64	-6775.00	-6196.83	-4848.44	-3810.02
100.6	0.00	-6216.52	-5510.04	-4724.84	-4245.36	-4195.73	-3960.95	-3516.34	-2833.42	-2104.45
119.3	0.00	-4407.00	-3395.49	-2801.67	-2427.83	-2388.30	-2216.98	-1929.54	-1575.86	-1084.84

\*\* COSTOS INCREMENTALES ( \$/MWH) \*\* MIEL1 PERIODO : 28 MAYO -2003

QWD/XMX %	0.00	11.11	22.22	33.33	44.44	55.56	66.67	77.78	88.89	100.00
57.4	0.00	-14063.10	-12927.19	-11690.67	-11571.40	-11527.21	-11427.49	-10000.61	-7316.49	-7116.35
77.0	0.00	-11314.73	-10234.04	-9049.80	-8872.47	-8797.57	-8648.59	-7551.37	-5912.10	-5766.66
96.5	0.00	-9202.46	-8162.55	-7061.00	-6863.51	-6770.72	-6600.84	-5693.98	-4568.45	-4463.75
116.1	0.00	-7598.01	-6539.39	-5505.48	-5315.35	-5217.95	-5049.51	-4284.79	-3437.29	-3362.34
135.6	0.00	-6364.71	-5251.01	-4282.14	-4113.65	-4020.59	-3866.49	-3223.04	-2549.90	-2496.36

\*\* COSTOS INCREMENTALES ( \$/MWH) \*\* MIEL1 PERIODO : 29 JUNIO-2003

QWD/XMX %	0.00	11.11	22.22	33.33	44.44	55.56	66.67	77.78	88.89	100.00
-----------	------	-------	-------	-------	-------	-------	-------	-------	-------	--------

65.8	0.00	-11390.90	-11254.58	-11023.44	-10682.32	-10291.86	-10276.31	-9822.39	-8670.00	-7859.10
84.8	0.00	-10737.40	-10587.58	-10312.39	-9900.84	-9452.88	-9435.89	-9009.58	-7950.49	-7236.88
103.7	0.00	-10227.66	-10067.42	-9753.45	-9280.21	-8786.72	-8768.84	-8367.21	-7388.56	-6746.14
122.7	0.00	-9812.29	-9644.27	-9295.34	-8766.70	-8236.99	-8218.51	-7839.22	-6931.15	-6343.43
141.7	0.00	-9466.89	-9292.22	-8911.86	-8333.27	-7773.76	-7754.81	-7395.12	-6547.30	-6003.30

\*\* COSTOS INCREMENTALES ( \$/MWH) \*\* MIELI PERIODO : 30 JULIO-2003

QWD/XMX %	0.00	11.11	22.22	33.33	44.44	55.56	66.67	77.78	88.89	100.00
43.3	0.00	-14568.46	-13837.91	-12691.43	-12651.11	-12615.87	-12526.30	-12476.71	-12425.23	-12119.03
59.7	0.00	-12232.76	-11442.30	-10221.19	-10154.80	-10087.16	-9931.43	-9850.28	-9776.17	-9376.81
76.1	0.00	-10289.16	-9516.90	-8343.42	-8253.19	-8152.35	-7941.46	-7836.70	-7750.06	-7318.91
92.5	0.00	-8714.09	-7989.78	-6905.27	-6795.77	-6663.41	-6414.06	-6294.32	-6203.30	-5774.57
108.9	0.00	-7441.35	-6775.05	-5790.68	-5666.05	-5505.57	-5232.48	-5105.10	-5014.78	-4611.75

\*\* COSTOS INCREMENTALES ( \$/MWH) \*\* MIELI PERIODO : 31 AGOST-2003

QWD/XMX %	0.00	11.11	22.22	33.33	44.44	55.56	66.67	77.78	88.89	100.00
22.9	0.00	-16970.17	-16969.14	-16968.12	-16965.23	-16962.35	-16928.18	-15585.61	-14271.53	-14244.99
38.6	0.00	-10658.16	-10615.10	-10588.23	-10508.62	-10422.96	-10078.08	-8921.59	-7838.94	-7626.18
54.3	0.00	-6685.99	-6539.25	-6455.12	-6191.66	-5917.64	-5211.34	-4637.92	-3973.29	-3636.23
70.0	0.00	-4438.22	-4232.32	-4093.49	-3609.25	-3211.57	-2431.34	-2153.55	-1701.65	-1431.63
85.7	0.00	-3152.35	-2957.84	-2777.65	-2083.67	-1662.15	-1037.05	-915.52	-658.04	-501.94

\*\* COSTOS INCREMENTALES ( \$/MWH) \*\* MIELI PERIODO : 32 SEPTI-2003

QWD/XMX %	0.00	11.11	22.22	33.33	44.44	55.56	66.67	77.78	88.89	100.00
23.4	0.00	-14315.01	-14307.38	-14291.73	-14254.95	-13819.10	-12227.18	-12034.72	-11939.18	-11608.27
41.6	0.00	-9709.92	-9675.51	-9628.91	-9492.50	-9158.93	-7750.34	-7555.09	-7409.42	-6862.34
59.8	0.00	-6730.50	-6663.92	-6599.26	-6382.03	-6153.44	-5116.13	-4953.98	-4821.44	-4258.63
78.0	0.00	-4804.91	-4709.80	-4641.27	-4384.65	-4216.70	-3466.51	-3338.34	-3233.99	-2737.82
96.2	0.00	-3518.77	-3401.24	-3336.59	-3073.16	-2941.87	-2396.92	-2297.54	-2219.49	-1809.01

\*\* COSTOS INCREMENTALES ( \$/MWH) \*\* MIELI PERIODO : 33 OCTUB-2003

QWD/XMX %	0.00	11.11	22.22	33.33	44.44	55.56	66.67	77.78	88.89	100.00
30.5	0.00	-16903.97	-16902.48	-16902.38	-16873.71	-15033.46	-14369.01	-14192.94	-10221.00	-10075.01
57.2	0.00	-9815.83	-9712.52	-9701.72	-9274.85	-7980.24	-7340.56	-6550.51	-6022.67	-5775.04
83.9	0.00	-5286.95	-4924.05	-4902.26	-4391.50	-3936.32	-3671.51	-2785.65	-2611.96	-2479.09
110.6	0.00	-2673.90	-2205.18	-2187.53	-1890.86	-1703.14	-1604.70	-1008.91	-925.25	-876.46
137.4	0.00	-1285.73	-896.57	-886.65	-755.53	-680.01	-644.56	-334.83	-298.84	-283.20

**\*\* COSTOS INCREMENTALES ( \$/MWH) \*\*** MIEL1 PERIODO : 34 NOVIEMBRE-2003

QWD/XMX %	0.00	11.11	22.22	33.33	44.44	55.56	66.67	77.78	88.89	100.00
63.7	0.00	-15776.02	-15746.41	-15614.94	-13660.44	-10631.16	-10439.07	-10285.53	-10217.65	-10107.87
89.0	0.00	-10849.97	-10765.47	-10511.23	-9031.18	-8064.04	-7919.67	-7540.47	-7333.72	-7136.74
114.4	0.00	-6702.00	-6605.26	-6332.21	-5676.20	-5334.76	-5213.81	-4584.28	-4264.03	-4081.39
139.7	0.00	-3775.43	-3705.64	-3508.06	-3235.33	-3067.64	-2979.14	-2367.07	-2073.54	-1959.62
165.0	0.00	-1936.78	-1897.49	-1785.13	-1664.43	-1574.28	-1520.32	-1089.82	-891.59	-835.00

**\*\* COSTOS INCREMENTALES ( \$/MWH) \*\*** MIEL1 PERIODO : 35 DICIEMBRE-2003

QWD/XMX %	0.00	11.11	22.22	33.33	44.44	55.56	66.67	77.78	88.89	100.00
80.6	0.00	-16776.78	-16249.67	-16189.25	-16143.62	-16137.01	-15657.77	-14804.77	-13107.36	-11303.51
108.1	0.00	-13081.84	-12733.24	-12551.58	-12387.98	-12369.08	-11766.84	-10775.39	-9548.28	-8818.19
135.6	0.00	-9446.60	-9037.47	-8719.31	-8457.29	-8430.52	-7977.16	-7248.29	-6589.57	-6257.26
163.1	0.00	-6524.63	-6032.77	-5630.95	-5353.48	-5327.64	-5052.31	-4604.35	-4275.43	-4094.80
190.6	0.00	-4354.07	-3854.57	-3447.21	-3216.15	-3196.04	-3044.41	-2788.59	-2620.85	-2515.31

**\*\* COSTOS INCREMENTALES ( \$/MWH) \*\*** MIEL1 PERIODO : 36 ENERO-2004

QWD/XMX %	0.00	11.11	22.22	33.33	44.44	55.56	66.67	77.78	88.89	100.00
59.9	0.00	-18524.75	-18518.98	-18398.12	-17793.64	-16745.03	-16375.93	-16329.19	-15761.03	-13052.14
88.8	0.00	-14518.83	-14471.44	-14192.75	-13094.14	-12545.53	-12370.20	-12170.47	-11427.26	-9490.73
117.7	0.00	-10487.44	-10367.51	-10012.25	-8980.20	-8470.05	-8283.87	-7972.88	-7443.87	-6486.78
146.6	0.00	-7320.78	-7141.58	-6737.62	-5939.19	-5408.46	-5188.34	-4878.70	-4569.01	-4153.50
175.5	0.00	-5121.05	-4914.53	-4464.73	-3826.38	-3330.29	-3110.99	-2866.38	-2696.36	-2522.27

**\*\* COSTOS INCREMENTALES ( \$/MWH) \*\*** MIEL1 PERIODO : 37 FEBRERO-2004

QWD/XMX %	0.00	11.11	22.22	33.33	44.44	55.56	66.67	77.78	88.89	100.00
48.2	0.00	-19323.74	-18904.74	-18903.25	-18902.32	-18886.68	-18864.52	-18422.05	-17356.02	-13792.84
65.5	0.00	-15372.01	-15038.48	-15018.00	-14997.98	-14863.62	-14649.93	-13357.55	-11568.88	-9278.86
82.8	0.00	-10482.97	-10308.62	-10235.85	-10153.78	-9836.83	-9310.28	-7992.11	-6736.04	-5756.23
100.1	0.00	-6501.16	-6349.30	-6226.91	-6063.10	-5644.24	-4990.78	-4109.70	-3512.57	-3154.12
117.4	0.00	-3915.86	-3747.42	-3609.34	-3381.38	-2939.75	-2388.63	-1884.24	-1648.14	-1519.67

**\*\* COSTOS INCREMENTALES ( \$/MWH) \*\*** MIEL1 PERIODO : 38 MARZO-2004

QWD/XMX %	0.00	11.11	22.22	33.33	44.44	55.56	66.67	77.78	88.89	100.00
39.7	0.00	-18896.83	-18669.45	-18661.63	-18601.48	-17555.09	-16695.21	-15893.15	-14419.29	-13233.71
62.6	0.00	-13825.71	-12849.49	-12734.63	-12500.13	-12287.14	-11611.57	-10088.13	-8746.26	-8011.52
85.6	0.00	-8904.60	-8099.09	-7807.98	-7261.28	-7016.91	-6512.94	-5643.80	-5025.49	-4633.17

108.5	0.00	-5556.09	-5081.68	-4730.28	-4164.26	-3711.95	-3261.96	-2772.90	-2501.20	-2282.92
131.5	0.00	-3572.14	-3233.68	-2925.76	-2514.58	-1860.57	-1500.79	-1193.20	-1083.21	-976.76

\*\* COSTOS INCREMENTALES ( \$/MWH) \*\* MIEL1 PERIODO : 39 ABRIL-2004

QWD/XMX %	0.00	11.11	22.22	33.33	44.44	55.56	66.67	77.78	88.89	100.00
44.6	0.00	-16974.92	-15976.67	-15812.75	-15798.18	-15783.65	-15040.86	-14048.06	-10517.24	-7497.08
63.3	0.00	-12655.67	-12088.86	-11921.12	-11826.80	-11726.29	-10624.27	-9123.41	-6812.11	-5782.95
82.0	0.00	-8976.39	-8378.57	-8076.84	-7841.41	-7607.23	-6646.98	-5456.41	-4388.05	-3979.29
100.6	0.00	-6403.79	-5767.12	-5309.92	-4925.12	-4604.40	-3880.08	-3152.54	-2703.72	-2486.30
119.3	0.00	-4712.54	-4111.44	-3523.17	-3015.50	-2688.21	-2166.23	-1771.11	-1579.28	-1449.18

\*\* COSTOS INCREMENTALES ( \$/MWH) \*\* MIEL1 PERIODO : 40 MAYO -2004

QWD/XMX %	0.00	11.11	22.22	33.33	44.44	55.56	66.67	77.78	88.89	100.00
57.4	0.00	-12531.37	-12466.24	-12303.53	-12192.59	-10796.38	-10203.82	-9794.74	-7745.04	-5845.01
77.0	0.00	-10053.40	-9887.43	-9525.23	-9409.26	-8275.82	-7731.58	-7269.42	-5961.31	-4741.22
96.5	0.00	-8145.23	-7851.14	-7296.43	-7180.32	-6357.91	-5912.47	-5480.34	-4572.65	-3679.34
116.1	0.00	-6694.46	-6266.20	-5572.64	-5458.55	-4881.82	-4533.58	-4164.61	-3491.65	-2779.49
135.6	0.00	-5578.69	-5024.40	-4257.77	-4148.50	-3746.49	-3479.96	-3179.31	-2659.14	-2069.42

\*\* COSTOS INCREMENTALES ( \$/MWH) \*\* MIEL1 PERIODO : 41 JUNIO-2004

QWD/XMX %	0.00	11.11	22.22	33.33	44.44	55.56	66.67	77.78	88.89	100.00
65.8	0.00	-11005.56	-10098.28	-9976.82	-9717.27	-9635.01	-9168.38	-9113.82	-8526.15	-6807.83
84.8	0.00	-10394.05	-9501.35	-9370.43	-9045.47	-8949.34	-8417.35	-8359.52	-7791.27	-6273.60
103.7	0.00	-9908.38	-9034.95	-8897.05	-8512.27	-8404.13	-7821.39	-7761.33	-7213.84	-5851.99
122.7	0.00	-9507.58	-8654.73	-8511.58	-8071.25	-7952.67	-7329.76	-7268.26	-6741.16	-5506.13
141.7	0.00	-9169.45	-8337.97	-8190.76	-7699.13	-7571.38	-6915.42	-6853.17	-6345.25	-5213.95

\*\* COSTOS INCREMENTALES ( \$/MWH) \*\* MIEL1 PERIODO : 42 JULIO-2004

QWD/XMX %	0.00	11.11	22.22	33.33	44.44	55.56	66.67	77.78	88.89	100.00
43.3	0.00	-13075.00	-13043.90	-13018.67	-12510.56	-11415.25	-11395.79	-11313.52	-11202.40	-11106.91
59.7	0.00	-11056.68	-10992.85	-10942.75	-10380.41	-9234.12	-9195.80	-9059.25	-8885.46	-8758.97
76.1	0.00	-9391.75	-9291.99	-9216.52	-8656.32	-7566.08	-7507.00	-7326.27	-7103.69	-6964.53
92.5	0.00	-8051.88	-7916.83	-7817.85	-7284.14	-6279.19	-6198.88	-5988.03	-5733.14	-5593.28
108.9	0.00	-6974.66	-6806.90	-6687.29	-6190.57	-5273.87	-5173.26	-4944.46	-4671.25	-4537.80

\*\* COSTOS INCREMENTALES ( \$/MWH) \*\* MIEL1 PERIODO : 43 AGOST-2004

QWD/XMX %	0.00	11.11	22.22	33.33	44.44	55.56	66.67	77.78	88.89	100.00

22.9	0.00	-16196.42	-16196.04	-16194.09	-16180.87	-16018.48	-15153.01	-15146.68	-15145.84	-15116.79
38.6	0.00	-11775.59	-11765.07	-11713.39	-11434.52	-11107.56	-9493.43	-9289.24	-9265.31	-9034.39
54.3	0.00	-7598.90	-7555.74	-7430.20	-6843.53	-6553.94	-5714.68	-5094.79	-5020.25	-4759.87
70.0	0.00	-5013.71	-4945.00	-4791.22	-4222.41	-3830.62	-3305.12	-2520.10	-2424.03	-2273.57
85.7	0.00	-3498.14	-3425.26	-3268.44	-2836.00	-2303.46	-1793.30	-1136.84	-1055.65	-989.80

\*\* COSTOS INCREMENTALES ( \$/MWH) \*\* MIEL1 PERIODO : 44 SEPTI-2004

QWD/XMX %	0.00	11.11	22.22	33.33	44.44	55.56	66.67	77.78	88.89	100.00
23.4	0.00	-14322.92	-14316.13	-14024.36	-12790.08	-12751.53	-12734.21	-12729.74	-12378.44	-11488.15
41.6	0.00	-10643.91	-10610.16	-10234.69	-8645.70	-8550.73	-8487.55	-8477.08	-7817.06	-6978.17
59.8	0.00	-7786.52	-7719.62	-7376.92	-5943.38	-5806.28	-5706.13	-5693.96	-5013.85	-4402.67
78.0	0.00	-5757.16	-5661.77	-5372.89	-4190.24	-4032.97	-3915.02	-3903.62	-3323.28	-2895.97
96.2	0.00	-4321.97	-4205.18	-3966.82	-3018.13	-2858.07	-2737.24	-2727.46	-2267.89	-1968.51

\*\* COSTOS INCREMENTALES ( \$/MWH) \*\* MIEL1 PERIODO : 45 OCTUB-2004

QWD/XMX %	0.00	11.11	22.22	33.33	44.44	55.56	66.67	77.78	88.89	100.00
30.5	0.00	-15094.07	-15092.86	-15091.74	-15091.00	-14813.16	-12826.63	-11935.83	-8317.16	-8241.83
57.2	0.00	-8829.78	-8773.03	-8672.19	-8660.23	-8380.80	-6549.16	-5829.41	-5256.59	-4856.12
83.9	0.00	-4926.28	-4743.34	-4397.04	-4373.15	-4197.80	-3332.89	-2982.79	-2644.54	-2126.15
110.6	0.00	-2637.30	-2411.70	-1969.37	-1950.05	-1857.89	-1492.29	-1353.77	-1124.46	-763.91
137.4	0.00	-1348.23	-1165.78	-800.76	-789.91	-749.62	-612.28	-559.74	-438.13	-249.63

\*\* COSTOS INCREMENTALES ( \$/MWH) \*\* MIEL1 PERIODO : 46 NOVI-2004

QWD/XMX %	0.00	11.11	22.22	33.33	44.44	55.56	66.67	77.78	88.89	100.00
63.7	0.00	-14178.79	-14155.79	-14001.60	-12414.24	-11241.41	-9555.82	-9347.16	-9127.32	-8719.03
89.0	0.00	-10015.23	-9856.71	-9630.17	-8335.18	-7925.21	-7419.61	-7149.17	-6861.46	-6357.21
114.4	0.00	-6630.08	-6194.64	-5991.61	-5392.21	-5248.40	-5028.33	-4728.98	-4493.83	-3826.03
139.7	0.00	-4182.83	-3553.36	-3406.38	-3150.79	-3085.29	-2941.94	-2700.18	-2550.04	-1939.74
165.0	0.00	-2471.61	-1852.28	-1761.94	-1649.65	-1616.08	-1526.93	-1373.60	-1291.73	-872.73

\*\* COSTOS INCREMENTALES ( \$/MWH) \*\* MIEL1 PERIODO : 47 DICIE-2004

QWD/XMX %	0.00	11.11	22.22	33.33	44.44	55.56	66.67	77.78	88.89	100.00
80.6	0.00	-16480.87	-16474.54	-16392.79	-15474.34	-14646.49	-14500.39	-13438.09	-11562.74	-9573.60
108.1	0.00	-13347.49	-13300.47	-13148.51	-12002.78	-11619.44	-11427.72	-10151.17	-8524.61	-7723.02
135.6	0.00	-10074.26	-9926.59	-9765.78	-8775.08	-8539.23	-8297.98	-7318.31	-6026.67	-5664.93
163.1	0.00	-7298.71	-7005.69	-6870.40	-6208.05	-6032.86	-5780.39	-5134.15	-4024.45	-3808.48
190.6	0.00	-5200.07	-4751.88	-4648.86	-4264.40	-4134.74	-3907.78	-3498.23	-2541.14	-2387.51

\*\* COSTOS INCREMENTALES ( \$/MWH) \*\* MIEL1 PERIODO : 48 ENERO-2005

QWD/XMX %	0.00	11.11	22.22	33.33	44.44	55.56	66.67	77.78	88.89	100.00
59.9	0.00	-17162.54	-16941.49	-16686.27	-16579.38	-16565.88	-16553.68	-16536.74	-15573.87	-12869.27
88.8	0.00	-14613.99	-14292.29	-13490.98	-13155.50	-13079.33	-13033.15	-12957.26	-11351.00	-9509.08
117.7	0.00	-11659.15	-11208.40	-10179.62	-9746.97	-9536.31	-9455.63	-9328.95	-7959.94	-6921.61
146.6	0.00	-8954.60	-8390.53	-7448.48	-7047.45	-6645.81	-6534.92	-6398.65	-5470.19	-4862.22
175.5	0.00	-6844.47	-6228.07	-5461.58	-5128.15	-4522.41	-4385.35	-4268.12	-3679.34	-3289.29

\*\* COSTOS INCREMENTALES ( \$/MWH) \*\* MIELI PERIODO : 49 FEBRE-2005

QWD/XMX %	0.00	11.11	22.22	33.33	44.44	55.56	66.67	77.78	88.89	100.00
48.2	0.00	-19894.51	-19888.46	-19760.25	-18878.20	-18482.48	-17855.47	-17451.18	-15519.78	-11535.36
55.5	0.00	-16363.27	-16265.97	-16030.21	-15468.94	-15343.61	-15116.60	-13525.71	-10639.26	-8637.09
82.8	0.00	-12225.22	-11887.32	-11535.73	-11208.49	-11123.07	-10887.54	-8914.05	-6873.98	-6043.57
100.1	0.00	-8448.68	-7910.17	-7443.92	-7207.83	-7067.14	-6723.84	-5326.24	-4276.32	-3875.75
117.4	0.00	-5624.03	-5066.11	-4577.56	-4357.21	-4144.01	-3702.71	-2968.66	-2493.22	-2261.65

\*\* COSTOS INCREMENTALES ( \$/MWH) \*\* MIELI PERIODO : 50 MARZO-2005

QWD/XMX %	0.00	11.11	22.22	33.33	44.44	55.56	66.67	77.78	88.89	100.00
39.7	0.00	-18805.39	-18699.99	-18630.44	-17530.98	-16079.37	-15560.37	-15472.66	-14900.21	-12177.18
62.6	0.00	-15053.89	-14088.00	-13750.85	-13277.10	-12950.14	-12850.88	-12304.27	-10392.42	-7811.47
85.6	0.00	-10409.51	-9172.76	-8702.22	-8526.10	-8325.12	-8219.53	-7469.19	-6009.44	-4881.49
108.5	0.00	-6441.48	-5639.63	-5235.90	-5082.94	-4701.02	-4549.46	-3945.91	-3230.73	-2676.90
131.5	0.00	-3952.69	-3502.28	-3180.66	-3037.08	-2456.88	-2314.77	-1941.60	-1626.82	-1292.71

\*\* COSTOS INCREMENTALES ( \$/MWH) \*\* MIELI PERIODO : 51 ABRIL-2005

QWD/XMX %	0.00	11.11	22.22	33.33	44.44	55.56	66.67	77.78	88.89	100.00
44.6	0.00	-16083.29	-16080.77	-15979.93	-15428.71	-14721.44	-14074.78	-13279.05	-9434.68	-6475.65
63.3	0.00	-12729.93	-12706.98	-12488.12	-11373.86	-11012.87	-10419.00	-9185.89	-6171.46	-5075.54
82.0	0.00	-9260.98	-9191.38	-8943.84	-7810.77	-7488.79	-6702.75	-5684.21	-4056.34	-3636.41
100.6	0.00	-6540.22	-6412.78	-6181.37	-5181.29	-4821.93	-3987.39	-3332.80	-2561.89	-2377.08
119.3	0.00	-4713.64	-4534.73	-4326.58	-3369.46	-2982.77	-2261.93	-1886.69	-1532.10	-1442.97

\*\* COSTOS INCREMENTALES ( \$/MWH) \*\* MIELI PERIODO : 52 MAYO -2005

QWD/XMX %	0.00	11.11	22.22	33.33	44.44	55.56	66.67	77.78	88.89	100.00
57.4	0.00	-12517.96	-11532.33	-11166.83	-11110.59	-11000.07	-10833.95	-9954.24	-6994.70	-5593.75
77.0	0.00	-10506.44	-9402.23	-8898.82	-8772.43	-8525.31	-8289.74	-7451.27	-5556.78	-4846.76
96.5	0.00	-8836.49	-7763.75	-7108.25	-6913.32	-6534.03	-6279.28	-5580.62	-4404.02	-4027.11
116.1	0.00	-7554.72	-6547.11	-5708.83	-5463.95	-4988.85	-4748.72	-4198.48	-3465.93	-3251.21



135.6 0.00 -6596.04 -5645.15 -4604.77 -4333.16 -3807.32 -3597.58 -3175.05 -2711.03 -2578.04

\*\* COSTOS INCREMENTALES ( \$/MWH) \*\* MIEL1 PERIODO : 53 JUNIO-2005

QWD/XMX %	0.00	11.11	22.22	33.33	44.44	55.56	66.67	77.78	88.89	100.00
65.8	0.00	-10376.73	-10350.80	-10313.70	-10136.37	-9806.10	-8774.06	-8287.08	-8003.23	-6225.23
84.8	0.00	-9838.83	-9807.36	-9761.69	-9564.15	-9213.68	-8157.19	-7630.60	-7331.62	-5746.59
103.7	0.00	-9409.73	-9373.23	-9320.06	-9106.93	-8739.88	-7665.33	-7109.32	-6801.08	-5368.47
122.7	0.00	-9054.92	-9014.10	-8953.99	-8728.38	-8347.56	-7257.13	-6678.91	-6364.85	-5057.52
141.7	0.00	-8754.59	-8709.39	-8643.23	-8407.15	-8014.45	-6911.37	-6316.15	-5998.60	-4794.67

\*\* COSTOS INCREMENTALES ( \$/MWH) \*\* MIEL1 PERIODO : 54 JULIO-2005

QWD/XMX %	0.00	11.11	22.22	33.33	44.44	55.56	66.67	77.78	88.89	100.00
43.3	0.00	-13467.05	-12781.38	-12146.17	-11719.81	-11683.50	-11610.32	-11439.55	-11351.84	-10549.03
59.7	0.00	-11569.16	-10799.60	-10248.94	-9962.53	-9890.69	-9762.57	-9478.95	-9319.55	-8488.06
76.1	0.00	-10006.75	-9257.21	-8760.88	-8522.70	-8414.32	-8235.69	-7856.44	-7632.88	-6850.01
92.5	0.00	-8748.40	-8062.45	-7603.28	-7370.12	-7227.34	-7006.11	-6551.12	-6277.74	-5565.44
108.9	0.00	-7743.13	-7129.48	-6694.09	-6446.65	-6273.79	-6017.82	-5504.36	-5195.60	-4556.68

\*\* COSTOS INCREMENTALES ( \$/MWH) \*\* MIEL1 PERIODO : 55 AGOST-2005

QWD/XMX %	0.00	11.11	22.22	33.33	44.44	55.56	66.67	77.78	88.89	100.00
22.9	0.00	-16262.15	-16262.52	-16262.43	-16261.87	-16261.50	-16084.40	-15110.92	-14470.97	-14465.29
38.6	0.00	-12463.68	-12457.16	-12446.08	-12425.04	-12395.80	-11700.82	-10731.35	-10506.39	-10307.69
54.3	0.00	-8785.04	-8734.72	-8662.93	-8560.64	-8425.91	-7742.38	-6924.12	-6523.00	-5880.72
70.0	0.00	-6627.38	-6489.34	-6307.68	-6106.84	-5857.21	-5109.20	-4336.38	-3811.46	-2963.96
85.7	0.00	-5545.28	-5311.39	-5017.44	-4746.95	-4429.35	-3454.80	-2541.94	-2082.25	-1355.14

\*\* COSTOS INCREMENTALES ( \$/MWH) \*\* MIEL1 PERIODO : 56 SEPTI-2005

QWD/XMX %	0.00	11.11	22.22	33.33	44.44	55.56	66.67	77.78	88.89	100.00
23.4	0.00	-16027.42	-15262.60	-15260.00	-15257.67	-15170.05	-14834.38	-14756.36	-13525.80	-12053.15
41.6	0.00	-13342.56	-12865.64	-12851.49	-12829.98	-12619.92	-11877.36	-11645.33	-10810.40	-9167.73
59.8	0.00	-11096.53	-10799.22	-10765.24	-10707.51	-10411.32	-9499.67	-9106.00	-8434.76	-7116.40
78.0	0.00	-9394.18	-9178.02	-9120.52	-9019.03	-8654.87	-7694.90	-7146.80	-6593.86	-5607.76
96.2	0.00	-8137.97	-7954.86	-7874.32	-7728.93	-7304.20	-6332.63	-5644.31	-5189.32	-4458.07

\*\* COSTOS INCREMENTALES ( \$/MWH) \*\* MIEL1 PERIODO : 57 OCTUB-2005

QWD/XMX %	0.00	11.11	22.22	33.33	44.44	55.56	66.67	77.78	88.89	100.00
30.5	0.00	-18548.68	-17978.10	-17724.83	-17305.09	-15891.10	-13738.93	-13092.55	-11649.98	-11345.23

57.2	0.00	-15607.30	-15288.21	-13849.36	-12243.29	-11263.20	-10335.62	-9948.56	-9522.95	-9154.23
83.9	0.00	-13038.18	-12526.06	-10713.38	-9516.90	-9009.07	-8599.56	-8203.75	-7661.84	-6966.86
110.6	0.00	-10729.39	-10195.40	-8803.57	-8086.62	-7695.36	-7357.65	-6898.52	-5975.88	-4733.59
137.4	0.00	-9094.45	-8683.04	-7735.40	-7214.86	-6849.63	-6528.21	-5979.97	-4660.26	-2876.21

\*\* COSTOS INCREMENTALES ( \$/MWH) \*\* MIEL1 PERIODO : 58 NOVIEMBRE-2005

QWD/XMX %	0.00	11.11	22.22	33.33	44.44	55.56	66.67	77.78	88.89	100.00
63.7	0.00	-21237.92	-20696.57	-19825.05	-19544.79	-19307.54	-18974.02	-18451.66	-17754.07	-16828.18
89.0	0.00	-19015.73	-18730.99	-18210.78	-17543.36	-17072.78	-16451.45	-15660.09	-14651.70	-13674.50
114.4	0.00	-16953.50	-16536.55	-15942.87	-15145.84	-14565.85	-13857.93	-13071.04	-12063.49	-10717.01
139.7	0.00	-15129.36	-14530.28	-13817.70	-12989.48	-12326.99	-11652.59	-11014.50	-10036.83	-7859.61
165.0	0.00	-13667.05	-12945.16	-12180.81	-11304.72	-10553.41	-9952.38	-9503.49	-8501.33	-5269.81

\*\* COSTOS INCREMENTALES ( \$/MWH) \*\* MIEL1 PERIODO : 59 DICIEMBRE-2005

QWD/XMX %	0.00	11.11	22.22	33.33	44.44	55.56	66.67	77.78	88.89	100.00
80.6	0.00	-102540.02	-80829.84	-64822.72	-50147.18	-40307.10	-34628.15	-26711.46	-25134.90	-24955.01
108.1	0.00	-67483.74	-50290.29	-39865.93	-32514.90	-28690.63	-26373.56	-22991.21	-22163.63	-21611.58
135.6	0.00	-45738.65	-34131.68	-28217.44	-24879.78	-23414.02	-22469.50	-20673.67	-19715.37	-18688.16
163.1	0.00	-33556.91	-26570.77	-23495.68	-21949.38	-21066.50	-20525.71	-18964.61	-17507.14	-15990.73
190.6	0.00	-27031.02	-23121.28	-21596.12	-20795.83	-19852.99	-19362.01	-17581.54	-15570.24	-13609.23

\*\* COSTOS INCREMENTALES ( \$/MWH) \*\* GUAVIO PERIODO : 1 FEBRERO-2001

QWD/XMX %	76.10
77.5	0.00

\*\* COSTOS INCREMENTALES ( \$/MWH) \*\* GUAVIO PERIODO : 2 MARZO-2001

QWD/XMX %	5.16	15.70	26.23	36.77	47.31	57.85	68.39	78.92	89.46	100.00
9.3	0.00	-25675.21	-22358.50	-17709.80	-13442.98	-10192.71	-6645.27	-4349.41	-2977.11	-2173.75
13.2	0.00	-19007.97	-16153.42	-12691.33	-9773.26	-7254.11	-4774.50	-3177.00	-2206.35	-1587.01
17.1	0.00	-14157.42	-11729.13	-9082.62	-6955.68	-5061.49	-3373.67	-2280.23	-1596.77	-1102.50
21.0	0.00	-10980.70	-8836.47	-6700.40	-5041.94	-3615.15	-2444.23	-1670.68	-1171.22	-750.69
24.9	0.00	-8936.77	-6972.04	-5159.66	-3802.39	-2703.11	-1853.06	-1272.95	-887.97	-508.45

\*\* COSTOS INCREMENTALES ( \$/MWH) \*\* GUAVIO PERIODO : 3 ABRIL-2001

QWD/XMX %	0.00	11.11	22.22	33.33	44.44	55.56	66.67	77.78	88.89	100.00
14.4	0.00	-19322.88	-15779.19	-10001.52	-6274.24	-4087.97	-2923.25	-2201.26	-1632.49	-1165.01
22.3	0.00	-14365.50	-11307.53	-7367.60	-4685.51	-3112.82	-2232.95	-1656.24	-1186.25	-820.06

30.2	0.00	-11139.05	-8553.38	-5683.42	-3662.20	-2463.36	-1763.16	-1284.18	-885.66	-594.93
38.2	0.00	-8953.39	-6757.37	-4554.40	-2969.06	-2012.29	-1432.68	-1022.23	-677.51	-443.37
46.1	0.00	-7417.29	-5528.51	-3766.75	-2479.90	-1687.44	-1192.79	-831.97	-529.15	-338.14

**\*\* COSTOS INCREMENTALES ( \$/MWH) \*\***      **GUAVIO**      **PERIODO :**      **4**      **MAYO -2001**

QWD/XMX %	0.00	11.11	22.22	33.33	44.44	55.56	66.67	77.78	88.89	100.00
-----	-----	-----	-----	-----	-----	-----	-----	-----	-----	-----
35.8	0.00	-16379.25	-9655.98	-6105.19	-4385.64	-3393.55	-2619.02	-1948.60	-1376.56	-912.09
52.3	0.00	-11409.41	-6907.44	-4573.20	-3336.10	-2545.59	-1917.45	-1375.55	-929.49	-589.07
68.9	0.00	-8284.01	-5176.42	-3532.52	-2589.23	-1939.39	-1423.24	-981.69	-634.51	-386.04
85.4	0.00	-6282.15	-4042.78	-2811.30	-2056.35	-1506.64	-1075.49	-712.27	-440.98	-258.59
102.0	0.00	-4954.78	-3269.39	-2297.65	-1669.79	-1193.03	-827.05	-525.57	-312.39	-177.15

**\*\* COSTOS INCREMENTALES ( \$/MWH) \*\***      **GUAVIO**      **PERIODO :**      **5**      **JUNIO-2001**

QWD/XMX %	1.07	12.06	23.05	34.05	45.04	56.03	67.02	78.02	89.01	100.00
-----	-----	-----	-----	-----	-----	-----	-----	-----	-----	-----
58.8	0.00	-11760.75	-7622.91	-5892.46	-4749.39	-3785.55	-2928.77	-2170.64	-1512.29	-963.61
80.8	0.00	-8960.69	-6071.55	-4697.60	-3728.57	-2906.96	-2191.06	-1572.99	-1058.03	-650.91
102.8	0.00	-7064.34	-4928.11	-3798.61	-2965.53	-2262.12	-1662.38	-1158.36	-754.93	-450.04
124.8	0.00	-5727.40	-4070.78	-3116.22	-2390.45	-1785.03	-1280.23	-867.61	-549.59	-318.46
146.8	0.00	-4754.86	-3417.57	-2592.28	-1952.07	-1427.80	-1000.51	-660.70	-407.98	-230.40

**\*\* COSTOS INCREMENTALES ( \$/MWH) \*\***      **GUAVIO**      **PERIODO :**      **6**      **JULIO-2001**

QWD/XMX %	2.94	13.73	24.51	35.29	46.08	56.86	67.65	78.43	89.22	100.00
-----	-----	-----	-----	-----	-----	-----	-----	-----	-----	-----
82.6	0.00	-13513.30	-10148.98	-8425.91	-7101.83	-5866.00	-4744.97	-3693.05	-2716.28	-1762.37
112.3	0.00	-10342.78	-8061.47	-6650.34	-5459.25	-4359.76	-3401.52	-2529.21	-1765.53	-1054.39
142.0	0.00	-8106.44	-6408.53	-5199.06	-4130.93	-3171.17	-2382.89	-1692.77	-1126.09	-625.33
171.7	0.00	-6515.14	-5144.79	-4077.25	-3116.12	-2291.28	-1658.27	-1127.21	-718.29	-374.25
201.3	0.00	-5363.63	-4190.80	-3229.18	-2358.12	-1657.53	-1156.33	-753.84	-462.41	-227.95

**\*\* COSTOS INCREMENTALES ( \$/MWH) \*\***      **GUAVIO**      **PERIODO :**      **7**      **AGOST-2001**

QWD/XMX %	5.55	16.04	26.54	37.03	47.53	58.02	68.52	79.01	89.51	100.00
-----	-----	-----	-----	-----	-----	-----	-----	-----	-----	-----
91.4	0.00	-16232.02	-12648.60	-11093.26	-9567.43	-8248.15	-6982.79	-5786.98	-4549.54	-3415.14
116.5	0.00	-13557.45	-11058.34	-9701.75	-8324.91	-7059.32	-5780.06	-4572.20	-3435.96	-2460.43
141.5	0.00	-11638.03	-9764.19	-8484.28	-7182.55	-5967.83	-4656.39	-3473.44	-2484.75	-1693.74
166.5	0.00	-10296.78	-8755.16	-7485.58	-6221.15	-5055.03	-3699.63	-2575.30	-1751.09	-1136.80
191.6	0.00	-9353.76	-7982.48	-6694.33	-5450.47	-4329.63	-2925.40	-1882.31	-1216.69	-753.38

**\*\* COSTOS INCREMENTALES ( \$/MWH) \*\***      **GUAVIO**      **PERIODO :**      **8**      **SEPTI-2001**

QWD/XMX %	8.19	18.39	28.59	38.79	49.00	59.20	69.40	79.60	89.80	100.00
-----------	------	-------	-------	-------	-------	-------	-------	-------	-------	--------

87.6	0.00	-17248.89	-14440.31	-12076.01	-10589.40	-9176.26	-7961.57	-6525.95	-5150.63	-3844.44
99.3	0.00	-16013.69	-13553.43	-11469.57	-10024.77	-8625.88	-7376.80	-5883.18	-4519.18	-3294.45
111.0	0.00	-14996.53	-12813.29	-10940.57	-9513.07	-8113.88	-6835.09	-5287.13	-3950.17	-2814.13
122.6	0.00	-14159.84	-12195.64	-10480.18	-9052.57	-7643.86	-6340.09	-4742.21	-3443.95	-2399.11
134.3	0.00	-13473.14	-11679.89	-10080.37	-8639.75	-7216.35	-5892.65	-4249.30	-3000.04	-2045.68

\*\* COSTOS INCREMENTALES ( \$/MWH) \*\*      GUAVIO      PERIODO :      9      OCTUB-2001

QWD/XMX %	10.57	20.51	30.44	40.38	50.32	60.25	70.19	80.13	90.06	100.00
59.2	0.00	-18577.04	-16129.04	-13479.75	-12095.43	-10809.90	-9635.90	-8173.57	-6561.06	-4962.51
70.1	0.00	-17256.55	-15037.61	-12813.85	-11533.27	-10286.04	-9052.17	-7410.13	-5709.82	-4141.33
81.0	0.00	-16231.75	-14200.93	-12275.05	-11060.68	-9823.89	-8520.53	-6694.37	-4945.92	-3443.31
92.0	0.00	-15455.07	-13554.00	-11837.07	-10662.09	-9418.52	-8043.08	-6036.05	-4275.71	-2860.52
102.9	0.00	-14803.62	-13046.51	-11477.57	-10323.66	-9063.41	-7617.54	-5437.73	-3694.29	-2378.18

\*\* COSTOS INCREMENTALES ( \$/MWH) \*\*      GUAVIO      PERIODO :      10      NOVIE-2001

QWD/XMX %	12.29	22.03	31.78	41.52	51.27	61.02	70.76	80.51	90.25	100.00
43.2	0.00	-18653.55	-16616.46	-14476.38	-13043.69	-11695.74	-10372.70	-9004.12	-7303.06	-5444.12
56.3	0.00	-18539.42	-16509.60	-14391.99	-12963.86	-11622.39	-10302.37	-8930.41	-7220.13	-5363.77
69.3	0.00	-18449.52	-16425.47	-14325.48	-12900.92	-11564.45	-10246.75	-8872.13	-7154.45	-5300.40
82.4	0.00	-18375.22	-16355.86	-14270.54	-12848.84	-11516.55	-10200.74	-8823.98	-7100.17	-5247.97
95.5	0.00	-18312.20	-16296.90	-14223.98	-12804.83	-11475.92	-10161.66	-8782.95	-7053.86	-5202.93

\*\* COSTOS INCREMENTALES ( \$/MWH) \*\*      GUAVIO      PERIODO :      11      DICIE-2001

QWD/XMX %	14.70	24.18	33.66	43.14	52.61	62.09	71.57	81.05	90.52	100.00
35.0	0.00	-23240.62	-21388.59	-18794.71	-17023.57	-15424.86	-13710.02	-11450.87	-10124.20	-8238.26
44.3	0.00	-20899.75	-19000.35	-16704.43	-15058.73	-13511.25	-11929.06	-10005.87	-8714.31	-6950.32
53.6	0.00	-18992.51	-17082.54	-14998.78	-13435.98	-11944.65	-10467.16	-8773.90	-7507.60	-5848.04
62.8	0.00	-17453.19	-15553.00	-13619.14	-12112.53	-10671.66	-9274.33	-7740.79	-6494.40	-4924.77
72.1	0.00	-16202.91	-14322.74	-12496.29	-11029.01	-9629.99	-8293.92	-6875.12	-5645.97	-4155.00

\*\* COSTOS INCREMENTALES ( \$/MWH) \*\*      GUAVIO      PERIODO :      12      ENERO-2002

QWD/XMX %	14.70	24.18	33.66	43.14	52.61	62.09	71.57	81.05	90.52	100.00
19.0	0.00	-26644.23	-24619.98	-22227.66	-17665.25	-15899.07	-12962.24	-10727.71	-8474.81	-6146.82
26.1	0.00	-21892.82	-19621.36	-17449.90	-14226.07	-12549.33	-10225.04	-8383.06	-6458.89	-4580.52
33.2	0.00	-18094.94	-15788.34	-13760.56	-11340.48	-9737.44	-7849.56	-6288.20	-4707.41	-3228.47
40.2	0.00	-15370.71	-13116.67	-11194.62	-9193.99	-7642.77	-6032.53	-4680.30	-3396.10	-2218.78
47.3	0.00	-13492.71	-11299.72	-9463.08	-7668.23	-6157.96	-4728.36	-3537.02	-2484.26	-1516.78

** COSTOS INCREMENTALES ( \$/MWH) **		GUAVIO		PERIODO : 13		FEBRE-2002				
QWD/XMX %	11.74	21.55	31.35	41.16	50.97	60.77	70.58	80.39	90.19	100.00
9.0	0.00	-23917.27	-21456.03	-16315.77	-13957.30	-10643.75	-7429.55	-4994.26	-3005.78	-1654.20
15.2	0.00	-19438.31	-16931.20	-13042.40	-10928.07	-8169.47	-5661.91	-3747.76	-2243.36	-1251.02
21.5	0.00	-16439.29	-14032.69	-10849.57	-8906.35	-6541.52	-4493.21	-2937.81	-1754.59	-990.13
27.7	0.00	-14342.32	-12054.97	-9302.66	-7488.17	-5412.06	-3682.18	-2383.32	-1423.01	-811.75
33.9	0.00	-12815.71	-10636.22	-8164.65	-6451.86	-4594.45	-3096.24	-1987.23	-1187.69	-684.26

** COSTOS INCREMENTALES ( \$/MWH) **		GUAVIO		PERIODO : 14		MARZO-2002				
QWD/XMX %	5.16	15.70	26.23	36.77	47.31	57.85	68.39	78.92	89.46	100.00
9.3	0.00	-23750.06	-21852.79	-14526.79	-10158.14	-6238.64	-3218.37	-1701.33	-984.00	-667.16
13.2	0.00	-17615.25	-15479.32	-10351.42	-7144.89	-4255.70	-2238.00	-1218.09	-728.90	-492.72
17.1	0.00	-12895.06	-10716.83	-7159.26	-4813.99	-2811.05	-1516.27	-854.18	-525.91	-348.93
21.0	0.00	-9662.97	-7551.58	-4978.77	-3241.46	-1876.90	-1044.46	-609.53	-383.23	-244.62
24.9	0.00	-7527.78	-5527.29	-3555.96	-2241.29	-1300.88	-749.93	-452.02	-288.01	-173.01

** COSTOS INCREMENTALES ( \$/MWH) **		GUAVIO		PERIODO : 15		ABRIL-2002				
QWD/XMX %	0.00	11.11	22.22	33.33	44.44	55.56	66.67	77.78	88.89	100.00
14.4	0.00	-18171.22	-13346.96	-6503.90	-3224.21	-1647.42	-1065.96	-751.52	-524.55	-353.43
22.3	0.00	-13157.10	-9122.24	-4585.12	-2313.30	-1231.03	-804.20	-560.43	-380.41	-248.98
30.2	0.00	-9860.65	-6576.49	-3389.21	-1741.92	-956.46	-627.54	-431.47	-284.07	-180.92
38.2	0.00	-7624.55	-4949.96	-2605.29	-1363.96	-767.72	-504.19	-341.47	-217.60	-135.09
46.1	0.00	-6059.78	-3859.45	-2069.53	-1102.98	-633.12	-415.23	-276.61	-170.31	-103.23

** COSTOS INCREMENTALES ( \$/MWH) **		GUAVIO		PERIODO : 16		MAYO -2002				
QWD/XMX %	0.00	11.11	22.22	33.33	44.44	55.56	66.67	77.78	88.89	100.00
35.8	0.00	-13601.26	-6622.30	-3109.84	-1950.03	-1391.16	-1004.29	-706.41	-473.97	-292.04
52.3	0.00	-8893.94	-4335.41	-2196.72	-1421.56	-1006.63	-709.68	-482.19	-311.30	-183.25
68.9	0.00	-6024.31	-2994.34	-1612.26	-1061.92	-741.72	-508.16	-332.48	-206.83	-117.08
85.4	0.00	-4255.28	-2175.85	-1228.62	-815.67	-559.23	-370.76	-233.26	-140.12	-76.72
102.0	0.00	-3130.55	-1653.68	-968.54	-643.61	-431.33	-275.69	-166.66	-96.94	-51.52

** COSTOS INCREMENTALES ( \$/MWH) **		GUAVIO		PERIODO : 17		JUNIO-2002				
QWD/XMX %	1.07	12.06	23.05	34.05	45.04	56.03	67.02	78.02	89.01	100.00
58.8	0.00	-8797.58	-4504.00	-3102.26	-2306.77	-1728.04	-1271.10	-899.34	-596.28	-315.64
80.8	0.00	-6303.71	-3455.41	-2409.34	-1777.47	-1308.04	-939.02	-646.35	-413.15	-204.33
102.8	0.00	-4711.09	-2718.48	-1906.17	-1391.39	-1005.00	-704.17	-472.72	-292.56	-136.52

124.8	0.00	-3646.98	-2187.41	-1534.95	-1106.23	-783.97	-536.37	-351.98	-211.67	-93.87
146.8	0.00	-2909.68	-1796.16	-1256.60	-892.48	-620.55	-414.85	-266.66	-156.32	-66.32

\*\* COSTOS INCREMENTALES ( \$/MWH) \*\*      GUAVIO      PERIODO :    18      JULIO-2002

QWD/XMX %	2.94	13.73	24.51	35.29	46.08	56.86	67.65	78.43	89.22	100.00
-----	-----	-----	-----	-----	-----	-----	-----	-----	-----	-----
82.6	0.00	-10572.24	-6777.49	-5052.05	-3942.53	-3080.35	-2379.27	-1780.92	-1272.87	-732.27
112.3	0.00	-7634.80	-5165.40	-3889.75	-2990.31	-2269.15	-1703.76	-1221.59	-832.77	-426.17
142.0	0.00	-5670.83	-3966.24	-2984.07	-2242.27	-1638.48	-1194.00	-819.31	-535.02	-247.37
171.7	0.00	-4350.77	-3096.29	-2308.30	-1681.37	-1176.15	-831.69	-546.76	-343.75	-145.56
201.3	0.00	-3446.56	-2467.49	-1811.36	-1267.69	-845.73	-580.60	-366.39	-222.86	-87.50

\*\* COSTOS INCREMENTALES ( \$/MWH) \*\*      GUAVIO      PERIODO :    19      AGOST-2002

QWD/XMX %	5.55	16.04	26.54	37.03	47.53	58.02	68.52	79.01	89.51	100.00
-----	-----	-----	-----	-----	-----	-----	-----	-----	-----	-----
91.4	0.00	-14110.18	-9567.93	-7636.38	-6073.75	-4980.58	-3993.73	-3201.09	-2467.57	-1773.07
116.5	0.00	-11287.68	-8183.34	-6564.64	-5236.80	-4244.55	-3347.99	-2564.94	-1906.20	-1298.97
141.5	0.00	-9229.83	-7005.88	-5628.40	-4477.65	-3578.13	-2744.65	-1977.54	-1410.84	-908.69
166.5	0.00	-7773.82	-6072.10	-4870.12	-3846.21	-3024.60	-2230.69	-1486.61	-1016.13	-618.57
191.6	0.00	-6748.71	-5359.27	-4281.12	-3346.31	-2587.11	-1815.43	-1100.34	-720.20	-415.16

\*\* COSTOS INCREMENTALES ( \$/MWH) \*\*      GUAVIO      PERIODO :    20      SEPTI-2002

QWD/XMX %	8.19	18.39	28.59	38.79	49.00	59.20	69.40	79.60	89.80	100.00
-----	-----	-----	-----	-----	-----	-----	-----	-----	-----	-----
87.6	0.00	-14987.76	-11676.52	-9002.20	-7454.13	-5997.01	-5000.19	-4009.33	-3047.45	-2212.24
99.3	0.00	-13662.52	-10755.39	-8465.11	-6977.26	-5604.75	-4627.40	-3631.28	-2697.45	-1923.08
111.0	0.00	-12547.60	-9977.32	-7981.26	-6545.17	-5239.58	-4281.84	-3279.03	-2378.80	-1666.19
122.6	0.00	-11611.81	-9320.43	-7549.38	-6156.93	-4904.32	-3965.97	-2955.54	-2092.54	-1440.54
134.3	0.00	-10828.40	-8765.76	-7166.95	-5810.08	-4599.49	-3680.44	-2661.48	-1838.77	-1245.09

\*\* COSTOS INCREMENTALES ( \$/MWH) \*\*      GUAVIO      PERIODO :    21      OCTUB-2002

QWD/XMX %	10.57	20.51	30.44	40.38	50.32	60.25	70.19	80.13	90.06	100.00
-----	-----	-----	-----	-----	-----	-----	-----	-----	-----	-----
59.2	0.00	-15471.05	-13672.14	-10188.58	-8822.91	-7592.15	-6457.54	-5214.12	-4020.92	-3023.40
70.1	0.00	-14044.20	-12389.00	-9560.10	-8306.80	-7120.00	-5995.66	-4679.65	-3473.55	-2529.53
81.0	0.00	-12933.50	-11394.94	-9035.62	-7858.34	-6702.05	-5584.37	-4187.45	-2985.01	-2107.81
92.0	0.00	-12067.08	-10620.78	-8598.74	-7473.44	-6337.78	-5224.34	-3742.38	-2559.41	-1754.41
102.9	0.00	-11384.86	-10010.70	-8233.45	-7144.56	-6022.55	-4911.77	-3344.12	-2193.06	-1461.06

\*\* COSTOS INCREMENTALES ( \$/MWH) \*\*      GUAVIO      PERIODO :    22      NOVIE-2002

QWD/XMX %	12.29	22.03	31.78	41.52	51.27	61.02	70.76	80.51	90.25	100.00
-----	-----	-----	-----	-----	-----	-----	-----	-----	-----	-----

43.2	0.00	-15676.72	-13528.23	-11338.81	-9946.65	-8595.81	-7334.88	-6187.36	-4794.47	-3455.00
56.3	0.00	-15555.59	-13419.02	-11259.80	-9876.14	-8532.09	-7277.65	-6130.09	-4733.14	-3401.36
69.3	0.00	-15460.40	-13332.83	-11197.52	-9820.47	-8481.62	-7232.46	-6084.83	-4684.58	-3359.05
82.4	0.00	-15381.72	-13261.58	-11146.03	-9774.43	-8439.93	-7195.06	-6047.43	-4644.42	-3324.07
95.5	0.00	-15314.78	-13201.49	-11102.30	-9735.39	-8404.48	-7163.13	-6015.51	-4610.21	-3294.05

\*\* COSTOS INCREMENTALES ( \$/MWH) \*\*      GUAVIO      PERIODO :    23      DICIE-2002

QWD/XMX %	14.70	24.18	33.66	43.14	52.61	62.09	71.57	81.05	90.52	100.00
-----	-----	-----	-----	-----	-----	-----	-----	-----	-----	-----
35.0	0.00	-20638.07	-19044.19	-16098.65	-13499.22	-12177.71	-10562.72	-8290.58	-6947.60	-5201.33
44.3	0.00	-18302.86	-16591.46	-14086.81	-11906.69	-10655.62	-9143.20	-7218.31	-5946.18	-4407.27
53.6	0.00	-16371.90	-14641.04	-12465.85	-10583.28	-9383.99	-7962.52	-6296.50	-5097.65	-3725.36
<del>62.8</del>	<del>0.00</del>	<del>14803.51</del>	<del>13100.80</del>	<del>11167.27</del>	<del>9494.17</del>	<del>8332.48</del>	<del>6991.31</del>	<del>5519.34</del>	<del>4391.14</del>	<del>3151.89</del>
<del>72.1</del>	<del>0.00</del>	<del>13529.13</del>	<del>11873.93</del>	<del>10117.78</del>	<del>8593.50</del>	<del>7459.92</del>	<del>6189.62</del>	<del>4866.39</del>	<del>3803.71</del>	<del>2671.71</del>

\*\* COSTOS INCREMENTALES ( \$/MWH) \*\*      GUAVIO      PERIODO :    24      ENERO-2003

QWD/XMX %	14.70	24.18	33.66	43.14	52.61	62.09	71.57	81.05	90.52	100.00
-----	-----	-----	-----	-----	-----	-----	-----	-----	-----	-----
19.0	0.00	-23521.68	-21550.55	-19134.74	-14320.91	-12607.26	-9429.77	-7636.87	-5715.85	-3897.95
26.1	0.00	-19016.14	-16856.94	-14757.40	-11438.00	-9884.34	-7446.77	-5916.90	-4311.58	-2871.39
33.2	0.00	-15395.53	-13272.00	-11376.93	-9006.41	-7558.32	-5682.90	-4383.00	-3098.32	-1999.19
40.2	0.00	-12814.64	-10775.69	-9031.20	-7183.67	-5814.80	-4315.00	-3208.43	-2193.10	-1356.32
47.3	0.00	-11055.26	-9075.87	-7456.01	-5882.36	-4581.42	-3327.36	-2375.55	-1565.52	-914.66

\*\* COSTOS INCREMENTALES ( \$/MWH) \*\*      GUAVIO      PERIODO :    25      FEBRE-2003

QWD/XMX %	11.74	21.55	31.35	41.16	50.97	60.77	70.58	80.39	90.19	100.00
-----	-----	-----	-----	-----	-----	-----	-----	-----	-----	-----
9.0	0.00	-21926.23	-19432.03	-13810.35	-11489.66	-8512.17	-5660.63	-3608.78	-1985.23	-936.47
15.2	0.00	-17523.46	-15228.25	-10935.90	-8981.71	-6492.92	-4278.85	-2675.44	-1449.14	-691.09
21.5	0.00	-14589.88	-12474.52	-9004.27	-7281.44	-5152.30	-3356.88	-2065.93	-1107.40	-533.65
27.7	0.00	-12549.21	-10573.72	-7641.12	-6076.59	-4216.87	-2713.57	-1647.62	-876.84	-426.89
33.9	0.00	-11071.24	-9202.53	-6639.49	-5190.28	-3537.39	-2247.41	-1348.56	-714.15	-351.21

\*\* COSTOS INCREMENTALES ( \$/MWH) \*\*      GUAVIO      PERIODO :    26      MARZO-2003

QWD/XMX %	5.16	15.70	26.23	36.77	47.31	57.85	68.39	78.92	89.46	100.00
-----	-----	-----	-----	-----	-----	-----	-----	-----	-----	-----
9.3	0.00	-21704.00	-20124.99	-12686.35	-8458.13	-4884.15	-2153.15	-969.77	-445.01	-269.47
13.2	0.00	-16303.03	-14091.72	-9047.64	-5948.91	-3271.59	-1464.03	-670.65	-325.55	-199.54
17.1	0.00	-11932.95	-9602.94	-6223.18	-3971.74	-2107.38	-959.67	-452.17	-231.88	-141.59
21.0	0.00	-8825.68	-6619.91	-4256.53	-2614.53	-1354.91	-631.05	-308.47	-166.26	-98.93
24.9	0.00	-6721.71	-4703.53	-2951.52	-1738.81	-889.75	-426.72	-217.61	-122.41	-69.16

\*\* COSTOS INCREMENTALES ( \$/MWH) \*\*      GUAVIO      PERIODO :    27      ABRIL-2003

QWD/XMX %	0.00	11.11	22.22	33.33	44.44	55.56	66.67	77.78	88.89	100.00
14.4	0.00	-16610.18	-12610.43	-5117.98	-2264.91	-878.22	-489.80	-323.55	-217.66	-143.39
22.3	0.00	-11985.90	-8616.38	-3570.10	-1582.95	-645.56	-368.56	-242.32	-159.58	-102.80
30.2	0.00	-8908.86	-6164.39	-2601.32	-1161.62	-494.14	-286.65	-187.05	-120.26	-75.85
38.2	0.00	-6809.49	-4577.93	-1964.67	-886.28	-390.96	-229.36	-148.19	-92.83	-57.39
46.1	0.00	-5335.64	-3506.67	-1529.07	-698.21	-317.92	-187.95	-120.01	-73.12	-44.36

\*\* COSTOS INCREMENTALES ( \$/MWH) \*\*      GUAVIO      PERIODO :    28      MAYO -2003

QWD/XMX %	0.00	11.11	22.22	33.33	44.44	55.56	66.67	77.78	88.89	100.00
35.8	0.00	-12135.12	-5461.55	-1923.79	-1012.00	-667.86	-460.18	-313.47	-205.24	-124.14
57.3	0.00	-7750.54	-3257.60	-1295.30	-722.86	-479.12	-325.01	-215.19	-135.70	-78.36
68.9	0.00	-5094.69	-2185.26	-914.15	-531.25	-351.09	-233.27	-149.64	-90.89	-50.38
85.4	0.00	-3474.22	-1502.01	-674.07	-402.59	-263.62	-170.85	-106.02	-62.10	-33.22
102.0	0.00	-2456.69	-1084.01	-516.53	-313.88	-202.61	-127.62	-76.56	-43.33	-22.45

\*\* COSTOS INCREMENTALES ( \$/MWH) \*\*      GUAVIO      PERIODO :    29      JUNIO-2003

QWD/XMX %	1.07	12.06	23.05	34.05	45.04	56.03	67.02	78.02	89.01	100.00
58.8	0.00	-7347.48	-2928.37	-1779.98	-1233.33	-880.74	-625.51	-431.60	-281.28	-147.45
80.8	0.00	-5034.43	-2169.96	-1352.78	-937.02	-660.86	-459.99	-309.41	-194.71	-95.41
102.8	0.00	-3603.12	-1657.28	-1051.23	-725.20	-504.27	-343.89	-225.89	-137.79	-63.73
124.8	0.00	-2677.15	-1299.67	-833.74	-571.14	-391.18	-261.40	-167.97	-99.66	-43.81
146.8	0.00	-2056.13	-1043.51	-673.69	-457.14	-308.23	-201.89	-127.13	-73.58	-30.95

\*\* COSTOS INCREMENTALES ( \$/MWH) \*\*      GUAVIO      PERIODO :    30      JULIO-2003

QWD/XMX %	2.94	13.73	24.51	35.29	46.08	56.86	67.65	78.43	89.22	100.00
82.6	0.00	-8640.00	-4726.23	-3211.03	-2349.56	-1751.74	-1304.09	-953.04	-668.85	-382.10
112.3	0.00	-5896.54	-3450.24	-2396.03	-1742.57	-1271.83	-922.67	-650.84	-436.26	-222.31
142.0	0.00	-4141.31	-2549.10	-1788.62	-1282.70	-907.40	-639.92	-435.09	-279.53	-129.01
171.7	0.00	-3016.65	-1924.22	-1351.54	-947.41	-644.98	-441.75	-289.62	-179.19	-75.90
201.3	0.00	-2282.01	-1489.73	-1039.53	-705.61	-460.02	-306.01	-193.71	-115.94	-45.62

\*\* COSTOS INCREMENTALES ( \$/MWH) \*\*      GUAVIO      PERIODO :    31      AGOST-2003

QWD/XMX %	5.55	16.04	26.54	37.03	47.53	58.02	68.52	79.01	89.51	100.00
91.4	0.00	-12322.47	-7433.33	-5510.58	-4074.57	-3197.78	-2465.27	-1916.27	-1452.33	-1034.15
116.5	0.00	-9515.03	-6178.77	-4609.50	-3452.04	-2689.74	-2049.76	-1531.15	-1121.23	-757.98
141.5	0.00	-7457.17	-5123.37	-3846.91	-2900.76	-2238.38	-1666.72	-1177.39	-829.21	-530.45
166.5	0.00	-6008.63	-4299.23	-3246.09	-2451.33	-1869.19	-1343.53	-882.95	-596.72	-361.21



191.6      0.00    -5000.82    -3680.84    -2790.43    -2101.43    -1581.02    -1084.19    -652.12    -422.57    -242.50

**\*\* COSTOS INCREMENTALES ( \$/MWH) \*\*      GUAVIO      PERIODO :    32      SEPTI-2003**

QWD/XMX %	8.19	18.39	28.59	38.79	49.00	59.20	69.40	79.60	89.80	100.00
87.6	0.00	-13590.46	-9927.49	-6976.23	-5483.10	-4208.16	-3364.54	-2638.04	-1986.47	-1431.41
99.3	0.00	-12229.51	-9010.39	-6492.39	-5095.24	-3921.37	-3113.68	-2404.05	-1765.29	-1247.49
111.0	0.00	-11076.90	-8234.44	-6058.18	-4748.69	-3658.15	-2883.06	-2186.70	-1562.86	-1083.50
122.6	0.00	-10103.86	-7578.85	-5672.28	-4441.43	-3419.42	-2673.62	-1987.58	-1380.14	-938.96
134.3	0.00	-9284.79	-7025.90	-5332.46	-4170.74	-3204.84	-2485.31	-1806.99	-1217.31	-813.36

**\*\* COSTOS INCREMENTALES ( \$/MWH) \*\*      GUAVIO      PERIODO :    33      OCTUB-2003**

QWD/XMX %	10.57	20.51	30.44	40.38	50.32	60.25	70.19	80.13	90.06	100.00
59.2	0.00	-14157.50	-11924.87	-8365.09	-6867.88	-5560.77	-4624.44	-3748.13	-2839.66	-2094.98
70.1	0.00	-12658.77	-10640.42	-7755.81	-6408.63	-5194.11	-4292.12	-3385.72	-2484.03	-1779.09
81.0	0.00	-11468.63	-9633.38	-7243.46	-6005.84	-4868.54	-3993.18	-3052.99	-2162.23	-1503.76
92.0	0.00	-10522.83	-8840.84	-6813.67	-5657.77	-4583.86	-3729.19	-2753.00	-1877.68	-1268.82
102.9	0.00	-9765.70	-8210.72	-6452.27	-5358.94	-4336.73	-3498.36	-2485.22	-1629.16	-1070.52

**\*\* COSTOS INCREMENTALES ( \$/MWH) \*\*      GUAVIO      PERIODO :    34      NOVIE-2003**

QWD/XMX %	12.29	22.03	31.78	41.52	51.27	61.02	70.76	80.51	90.25	100.00
43.2	0.00	-13529.64	-11720.12	-9252.34	-7878.36	-6837.74	-5557.13	-4532.50	-3493.68	-2453.40
56.3	0.00	-13409.22	-11611.05	-9180.15	-7819.44	-6781.28	-5509.37	-4489.62	-3449.13	-2416.81
69.3	0.00	-13314.68	-11525.09	-9123.14	-7772.84	-6736.69	-5471.60	-4455.74	-3413.91	-2387.90
82.4	0.00	-13236.55	-11454.00	-9076.02	-7734.31	-6699.84	-5440.39	-4427.71	-3384.78	-2364.01
95.5	0.00	-13170.18	-11394.01	-9035.96	-7701.52	-6668.40	-5413.73	-4403.82	-3359.93	-2343.52

**\*\* COSTOS INCREMENTALES ( \$/MWH) \*\*      GUAVIO      PERIODO :    35      DICIE-2003**

QWD/XMX %	14.70	24.18	33.66	43.14	52.61	62.09	71.57	81.05	90.52	100.00
35.0	0.00	-18248.34	-16654.32	-14478.50	-11267.01	-9942.30	-8592.69	-6216.76	-5152.99	-3774.77
44.3	0.00	-16030.54	-14360.37	-12478.57	-9862.89	-8636.58	-7371.78	-5385.30	-4391.13	-3165.37
53.6	0.00	-14218.73	-12552.77	-10885.57	-8700.99	-7545.77	-6359.38	-4673.05	-3747.20	-2645.06
62.8	0.00	-12764.05	-11140.39	-9625.60	-7751.66	-6648.90	-5532.78	-4076.76	-3214.65	-2211.33
72.1	0.00	-11594.91	-10028.20	-8621.42	-6974.20	-5911.47	-4857.68	-3580.32	-2776.07	-1852.03

**\*\* COSTOS INCREMENTALES ( \$/MWH) \*\*      GUAVIO      PERIODO :    36      ENERO-2004**

QWD/XMX %	14.70	24.18	33.66	43.14	52.61	62.09	71.57	81.05	90.52	100.00
19.0	0.00	-22191.38	-19770.10	-17665.45	-12020.52	-10477.30	-7775.98	-6006.86	-4417.51	-2897.67

26.1	0.00	-17717.60	-15625.57	-13573.55	-9796.37	-8378.59	-6201.48	-4724.20	-3390.98	-2175.25
33.2	0.00	-14130.79	-12288.05	-10392.06	-7826.87	-6509.94	-4779.87	-3559.78	-2485.10	-1552.45
40.2	0.00	-11581.25	-9889.05	-8168.77	-6281.12	-5051.42	-3653.63	-2644.00	-1789.23	-1081.61
47.3	0.00	-9848.94	-8234.91	-6662.91	-5139.09	-3985.44	-2823.53	-1977.42	-1292.58	-749.48

\*\* COSTOS INCREMENTALES ( \$/MWH) \*\*      GUAVIO      PERIODO :    37      FEBRE-2004

QWD/XMX %	11.74	21.55	31.35	41.16	50.97	60.77	70.58	80.39	90.19	100.00
-----	-----	-----	-----	-----	-----	-----	-----	-----	-----	-----
9.0	0.00	-20064.57	-17753.19	-12698.35	-9911.02	-7273.75	-4591.06	-2882.41	-1556.73	-666.78
15.2	0.00	-16040.92	-14002.40	-10011.32	-7789.92	-5543.60	-3478.75	-2141.42	-1133.99	-489.58
21.5	0.00	-13356.99	-11490.93	-8200.08	-6332.54	-4389.58	-2730.24	-1651.36	-862.62	-375.49
27.7	0.00	-11483.70	-9735.64	-6920.58	-5290.75	-3582.11	-2204.74	-1312.33	-678.62	-297.95
33.9	0.00	-10122.15	-8459.57	-5980.59	-4519.70	-2994.64	-1822.11	-1068.60	-548.33	-242.93

\*\* COSTOS INCREMENTALES ( \$/MWH) \*\*      GUAVIO      PERIODO :    38      MARZO-2004

QWD/XMX %	5.16	15.70	26.23	36.77	47.31	57.85	68.39	78.92	89.46	100.00
-----	-----	-----	-----	-----	-----	-----	-----	-----	-----	-----
9.3	0.00	-20947.58	-18673.84	-11109.86	-7125.10	-4034.88	-1626.95	-655.60	-253.40	-141.61
13.2	0.00	-15929.10	-13404.01	-7949.38	-5155.12	-2720.53	-1108.94	-448.04	-185.77	-106.84
17.1	0.00	-11714.27	-9306.39	-5532.54	-3542.09	-1767.54	-728.52	-299.04	-133.15	-78.01
21.0	0.00	-8657.93	-6492.75	-3841.57	-2385.33	-1141.84	-477.49	-201.92	-96.18	-56.58
24.9	0.00	-6572.69	-4641.77	-2700.71	-1608.27	-747.51	-319.20	-140.86	-71.32	-41.42

\*\* COSTOS INCREMENTALES ( \$/MWH) \*\*      GUAVIO      PERIODO :    39      ABRIL-2004

QWD/XMX %	0.00	11.11	22.22	33.33	44.44	55.56	66.67	77.78	88.89	100.00
-----	-----	-----	-----	-----	-----	-----	-----	-----	-----	-----
14.4	0.00	-14973.43	-11985.84	-4441.50	-1808.06	-576.25	-288.77	-182.95	-120.87	-78.85
22.3	0.00	-10836.66	-8223.04	-3084.16	-1246.01	-420.06	-217.81	-138.12	-89.65	-56.98
30.2	0.00	-8070.10	-5886.40	-2234.98	-902.87	-319.69	-170.04	-107.54	-68.34	-42.30
38.2	0.00	-6175.49	-4363.15	-1677.38	-680.82	-251.93	-136.69	-85.99	-53.35	-32.16
46.1	0.00	-4840.89	-3330.13	-1296.31	-530.49	-204.33	-112.59	-70.32	-42.49	-24.96

\*\* COSTOS INCREMENTALES ( \$/MWH) \*\*      GUAVIO      PERIODO :    40      MAYO -2004

QWD/XMX %	0.00	11.11	22.22	33.33	44.44	55.56	66.67	77.78	88.89	100.00
-----	-----	-----	-----	-----	-----	-----	-----	-----	-----	-----
35.8	0.00	-11852.31	-5006.92	-1443.01	-669.76	-419.06	-281.70	-190.03	-124.92	-75.47
52.3	0.00	-7681.53	-3033.49	-958.79	-480.16	-304.98	-202.92	-133.62	-84.93	-48.81
68.9	0.00	-5090.81	-1944.22	-669.57	-354.67	-226.39	-148.14	-94.89	-58.32	-32.06
85.4	0.00	-3477.98	-1314.08	-489.36	-270.03	-171.88	-110.06	-68.44	-40.73	-21.54
102.0	0.00	-2450.17	-931.52	-372.16	-211.42	-133.40	-83.20	-50.19	-28.97	-14.80

\*\* COSTOS INCREMENTALES ( \$/MWH) \*\*      GUAVIO      PERIODO :    41      JUNIO-2004

QWD/XMX %	1.07	12.06	23.05	34.05	45.04	56.03	67.02	78.02	89.01	100.00
58.8	0.00	-6734.73	-2270.48	-1260.89	-835.14	-581.53	-408.11	-282.68	-185.24	-92.84
80.8	0.00	-4594.77	-1675.03	-964.57	-642.70	-444.27	-306.70	-207.57	-130.68	-60.10
102.8	0.00	-3269.13	-1276.82	-755.13	-503.80	-344.92	-234.01	-154.87	-94.08	-40.17
124.8	0.00	-2412.07	-1000.85	-603.43	-401.64	-271.92	-181.27	-117.44	-69.09	-27.64
146.8	0.00	-1838.69	-804.03	-491.21	-325.17	-217.47	-142.46	-90.45	-51.72	-19.55

\*\* COSTOS INCREMENTALES ( \$/MWH) \*\* GUAVIO PERIODO : 42 JULIO-2004

QWD/XMX %	2.94	13.73	24.51	35.29	46.08	56.86	67.65	78.43	89.22	100.00
82.6	0.00	-7827.29	-3794.81	-2423.03	-1696.99	-1235.37	-909.28	-667.06	-479.44	-265.29
112.3	0.00	-5295.22	-2772.21	-1828.79	-1283.28	-926.32	-662.46	-470.86	-326.60	-155.04
142.0	0.00	-3686.33	-2057.75	-1385.66	-986.10	-684.28	-472.50	-325.33	-218.09	-90.29
171.7	0.00	-2662.51	-1563.17	-1064.51	-729.90	-503.60	-334.54	-223.49	-145.14	-53.28
201.3	0.00	-1998.53	-1218.38	-833.15	-555.44	-371.56	-237.00	-153.95	-97.09	-32.10

\*\* COSTOS INCREMENTALES ( \$/MWH) \*\* GUAVIO PERIODO : 43 AGOST-2004

QWD/XMX %	5.55	16.04	26.54	37.03	47.53	58.02	68.52	79.01	89.51	100.00
91.4	0.00	-11572.79	-6367.50	-4534.87	-3145.78	-2413.87	-1842.32	-1439.89	-1097.70	-802.37
116.5	0.00	-8886.06	-5290.12	-3790.63	-2694.52	-2064.93	-1571.70	-1185.40	-871.06	-610.52
141.5	0.00	-6886.97	-4373.45	-3163.21	-2292.00	-1749.83	-1316.72	-940.92	-662.53	-444.47
166.5	0.00	-5463.12	-3649.37	-2668.60	-1960.47	-1487.20	-1096.94	-728.17	-489.93	-314.78
191.6	0.00	-4464.72	-3101.25	-2293.23	-1700.00	-1278.59	-917.31	-554.34	-356.09	-219.52

\*\* COSTOS INCREMENTALES ( \$/MWH) \*\* GUAVIO PERIODO : 44 SEPTI-2004

QWD/XMX %	8.19	18.39	28.59	38.79	49.00	59.20	69.40	79.60	89.80	100.00
87.6	0.00	-13069.39	-9264.68	-5977.31	-4548.12	-3416.04	-2723.48	-2145.77	-1643.58	-1199.85
99.3	0.00	-11737.27	-8384.00	-5566.22	-4241.51	-3209.65	-2546.81	-1987.24	-1487.15	-1062.56
111.0	0.00	-10592.93	-7630.78	-5194.81	-3966.85	-3018.67	-2382.43	-1837.58	-1340.03	-937.14
122.6	0.00	-9614.84	-6988.28	-4862.61	-3722.62	-2844.09	-2231.40	-1698.43	-1203.98	-824.09
134.3	0.00	-8782.31	-6441.51	-4568.00	-3506.62	-2685.76	-2093.81	-1570.17	-1079.43	-723.72

\*\* COSTOS INCREMENTALES ( \$/MWH) \*\* GUAVIO PERIODO : 45 OCTUB-2004

QWD/XMX %	10.57	20.51	30.44	40.38	50.32	60.25	70.19	80.13	90.06	100.00
59.2	0.00	-13635.94	-11111.11	-7371.51	-5995.72	-4770.96	-3922.66	-3231.27	-2480.47	-1887.15
70.1	0.00	-12176.82	-9867.67	-6832.09	-5607.69	-4477.74	-3678.43	-2980.11	-2216.65	-1641.62
81.0	0.00	-10994.05	-8888.28	-6377.32	-5262.97	-4216.24	-3457.10	-2746.81	-1970.03	-1418.86
92.0	0.00	-10038.07	-8113.53	-5994.22	-4961.80	-3986.46	-3260.21	-2533.84	-1745.07	-1222.35
102.9	0.00	-9262.48	-7494.18	-5670.46	-4700.89	-3786.02	-3086.83	-2341.52	-1542.87	-1051.45

** COSTOS INCREMENTALES ( \$/MWH) **		GUAVIO		PERIODO : 46		NOVIE-2004				
QWD/XMX %	12.29	22.03	31.78	41.52	51.27	61.02	70.76	80.51	90.25	100.00
43.2	0.00	-12591.91	-11364.86	-8706.15	-7215.22	-6224.06	-5058.85	-4174.92	-3363.31	-2514.65
56.3	0.00	-12483.31	-11259.00	-8638.59	-7166.44	-6179.65	-5021.29	-4140.01	-3325.84	-2479.47
69.3	0.00	-12397.87	-11175.82	-8585.20	-7127.90	-6144.59	-4991.58	-4112.36	-3296.18	-2451.65
82.4	0.00	-12327.24	-11107.06	-8541.07	-7096.02	-6115.60	-4967.02	-4089.50	-3271.66	-2428.65
95.5	0.00	-12267.35	-11048.66	-8503.62	-7068.81	-6090.86	-4946.04	-4069.92	-3250.67	-2408.99

** COSTOS INCREMENTALES ( \$/MWH) **		GUAVIO		PERIODO : 47		DICIE-2004				
QWD/XMX %	14.70	24.18	33.66	43.14	52.61	62.09	71.57	81.05	90.52	100.00
35.0	0.00	-17985.58	-15876.12	-13857.93	-10491.36	-9555.43	-8615.17	-7200.28	-4488.65	-2985.56
44.3	0.00	-15880.78	-13938.41	-12079.38	-9398.39	-8464.72	-7491.38	-6146.78	-3865.69	-2572.34
53.6	0.00	-14159.50	-12354.52	-10656.48	-8462.32	-7519.58	-6531.52	-5267.65	-3337.25	-2212.30
62.8	0.00	-12771.72	-11079.85	-9526.52	-7672.33	-6715.36	-5726.56	-4545.37	-2896.75	-1905.46
72.1	0.00	-11650.50	-10051.59	-8621.74	-7005.07	-6033.02	-5053.46	-3952.18	-2530.25	-1645.37

** COSTOS INCREMENTALES ( \$/MWH) **		GUAVIO		PERIODO : 48		ENERO-2005				
QWD/XMX %	14.70	24.18	33.66	43.14	52.61	62.09	71.57	81.05	90.52	100.00
19.0	0.00	-21690.94	-20182.58	-19012.16	-16700.78	-9927.57	-6500.72	-4925.06	-3461.83	-2195.06
26.1	0.00	-17877.85	-16229.25	-14822.83	-12900.13	-8038.71	-5328.45	-4007.13	-2755.05	-1716.24
33.2	0.00	-14855.65	-12954.87	-11373.68	-9734.00	-6338.97	-4235.85	-3127.92	-2101.41	-1284.87
40.2	0.00	-12586.12	-10507.08	-8851.76	-7412.43	-4978.32	-3331.11	-2397.92	-1571.75	-941.25
47.3	0.00	-10919.26	-8761.27	-7098.97	-5801.06	-3960.06	-2635.91	-1841.34	-1175.06	-686.76

** COSTOS INCREMENTALES ( \$/MWH) **		GUAVIO		PERIODO : 49		FEBRE-2005				
QWD/XMX %	11.74	21.55	31.35	41.16	50.97	60.77	70.58	80.39	90.19	100.00
9.0	0.00	-39945.48	-17938.74	-11396.42	-8823.83	-6108.42	-3734.70	-2228.37	-1155.33	-513.61
15.2	0.00	-25763.71	-14356.65	-9324.79	-7181.51	-4846.64	-2948.66	-1730.99	-887.29	-403.69
21.5	0.00	-18992.98	-11923.75	-7882.78	-6011.11	-3980.55	-2405.74	-1393.34	-710.31	-330.36
27.7	0.00	-15169.82	-10205.35	-6830.71	-5146.42	-3355.57	-2012.94	-1152.62	-586.50	-278.65
33.9	0.00	-12752.71	-8945.37	-6034.33	-4487.87	-2887.31	-1718.51	-974.45	-496.11	-240.67

** COSTOS INCREMENTALES ( \$/MWH) **		GUAVIO		PERIODO : 50		MARZO-2005				
QWD/XMX %	5.16	15.70	26.23	36.77	47.31	57.85	68.39	78.92	89.46	100.00
9.3	0.00	-20239.34	-17999.45	-10354.94	-6315.32	-3429.28	-1383.38	-609.82	-308.97	-222.64
13.2	0.00	-15809.57	-13470.18	-7572.34	-4664.09	-2374.72	-987.63	-451.89	-249.44	-181.26

17.1	0.00	-12026.51	-9675.07	-5432.21	-3304.86	-1608.02	-693.69	-334.45	-198.94	-144.02
21.0	0.00	-9157.47	-6935.81	-3902.90	-2312.09	-1096.83	-494.60	-253.73	-159.80	-113.76
24.9	0.00	-7097.58	-5068.83	-2840.21	-1628.22	-766.66	-364.44	-199.56	-130.76	-90.49

\*\* COSTOS INCREMENTALES ( \$/MWH) \*\*      GUAVIO      PERIODO :    51      ABRIL-2005

QWD/XMX %	0.00	11.11	22.22	33.33	44.44	55.56	66.67	77.78	88.89	100.00
-----	-----	-----	-----	-----	-----	-----	-----	-----	-----	-----
14.4	0.00	-15280.16	-11334.91	-4086.64	-1704.81	-678.13	-456.42	-353.24	-267.99	-194.00
22.3	0.00	-11557.17	-7944.47	-2937.69	-1240.79	-539.86	-371.27	-282.84	-208.56	-146.17
30.2	0.00	-8937.93	-5816.14	-2207.31	-950.74	-444.12	-308.93	-231.58	-165.74	-112.67
38.2	0.00	-7067.24	-4412.50	-1719.09	-758.13	-375.06	-262.32	-193.45	-134.14	-88.61
46.1	0.00	-5699.84	-3448.74	-1379.29	-624.15	-323.55	-226.64	-164.41	-110.24	-70.88

\*\* COSTOS INCREMENTALES ( \$/MWH) \*\*      GUAVIO      PERIODO :    52      MAYO -2005

QWD/XMX %	0.00	11.11	22.22	33.33	44.44	55.56	66.67	77.78	88.89	100.00
-----	-----	-----	-----	-----	-----	-----	-----	-----	-----	-----
35.8	0.00	-11719.28	-4932.04	-1645.32	-1036.28	-818.59	-646.56	-490.84	-355.07	-229.72
52.3	0.00	-7917.95	-3165.57	-1223.52	-822.96	-642.27	-491.47	-359.09	-249.00	-151.54
68.9	0.00	-5470.84	-2169.34	-951.51	-663.64	-508.22	-375.37	-263.41	-175.44	-101.22
85.4	0.00	-3902.03	-1578.63	-767.96	-545.19	-407.91	-289.78	-195.15	-125.21	-68.94
102.0	0.00	-2877.40	-1209.88	-639.13	-456.46	-332.60	-226.45	-146.35	-90.72	-47.94

\*\* COSTOS INCREMENTALES ( \$/MWH) \*\*      GUAVIO      PERIODO :    53      JUNIO-2005

QWD/XMX %	1.07	12.06	23.05	34.05	45.04	56.03	67.02	78.02	89.01	100.00
-----	-----	-----	-----	-----	-----	-----	-----	-----	-----	-----
58.8	0.00	-6875.37	-2848.17	-2104.72	-1756.39	-1444.47	-1145.37	-879.09	-623.82	-328.98
80.8	0.00	-4966.88	-2330.24	-1763.23	-1447.95	-1158.65	-891.20	-661.61	-446.29	-214.95
102.8	0.00	-3768.84	-1949.93	-1490.74	-1202.24	-936.50	-699.13	-503.14	-324.76	-144.96
124.8	0.00	-2978.19	-1662.37	-1273.24	-1006.95	-763.93	-553.99	-387.39	-240.54	-100.60
146.8	0.00	-2435.48	-1440.40	-1099.01	-851.26	-629.21	-443.66	-302.09	-181.28	-71.71

\*\* COSTOS INCREMENTALES ( \$/MWH) \*\*      GUAVIO      PERIODO :    54      JULIO-2005

QWD/XMX %	2.94	13.73	24.51	35.29	46.08	56.86	67.65	78.43	89.22	100.00
-----	-----	-----	-----	-----	-----	-----	-----	-----	-----	-----
82.6	0.00	-8425.29	-5216.62	-4404.21	-3893.71	-3342.69	-2787.11	-2292.34	-1822.03	-1062.76
112.3	0.00	-6475.33	-4465.46	-3800.79	-3279.33	-2726.40	-2173.23	-1719.21	-1291.41	-627.25
142.0	0.00	-5222.64	-3850.60	-3252.89	-2720.56	-2171.98	-1644.24	-1251.07	-889.34	-368.16
171.7	0.00	-4393.58	-3353.61	-2788.83	-2245.58	-1709.66	-1225.56	-898.22	-606.20	-218.57
201.3	0.00	-3823.43	-2954.93	-2409.94	-1856.02	-1339.26	-908.36	-642.56	-413.24	-132.32

\*\* COSTOS INCREMENTALES ( \$/MWH) \*\*      GUAVIO      PERIODO :    55      AGOST-2005

QWD/XMX %	5.55	16.04	26.54	37.03	47.53	58.02	68.52	79.01	89.51	100.00
-----------	------	-------	-------	-------	-------	-------	-------	-------	-------	--------

91.4	0.00	-12830.86	-9207.89	-8492.16	-7650.63	-6735.68	-5908.97	-5153.11	-4456.76	-3627.78
116.5	0.00	-10972.15	-8525.91	-7852.08	-7086.43	-6227.66	-5452.45	-4537.00	-3794.76	-2938.02
141.5	0.00	-9623.00	-7912.70	-7275.32	-6564.33	-5733.90	-4988.61	-3852.11	-3099.49	-2267.37
166.5	0.00	-8682.72	-7405.71	-6793.01	-6115.70	-5291.48	-4561.51	-3179.63	-2453.65	-1692.16
191.6	0.00	-8033.48	-7004.73	-6406.03	-5747.53	-4915.91	-4193.14	-2570.88	-1900.21	-1235.98

\*\* COSTOS INCREMENTALES ( \$/MWH) \*\*      GUAVIO      PERIODO :    56      SEPTI-2005

QWD/XMX %	8.19	18.39	28.59	38.79	49.00	59.20	69.40	79.60	89.80	100.00
87.6	0.00	-17528.00	-16277.43	-14580.46	-12728.52	-11058.70	-9876.67	-8858.82	-7567.39	-6329.15
99.3	0.00	-16881.20	-15611.25	-14005.78	-12241.93	-10691.27	-9560.89	-8532.92	-7161.92	-5923.92
111.0	0.00	-16303.64	-15016.16	-13485.65	-11802.89	-10352.84	-9264.50	-8222.07	-6753.37	-5520.09
122.6	0.00	-15790.95	-14487.51	-13019.24	-11409.61	-10044.59	-8990.08	-7929.35	-6349.54	-5126.73
134.3	0.00	-15335.61	-14018.84	-12603.82	-11058.68	-9765.46	-8738.25	-7655.38	-5952.86	-4746.24

\*\* COSTOS INCREMENTALES ( \$/MWH) \*\*      GUAVIO      PERIODO :    57      OCTUB-2005

QWD/XMX %	10.57	20.51	30.44	40.38	50.32	60.25	70.19	80.13	90.06	100.00
59.2	0.00	-35919.22	-29230.52	-23453.28	-20093.89	-18503.90	-16669.47	-14446.33	-12378.45	-10073.71
70.1	0.00	-34858.94	-28231.00	-22524.66	-19352.39	-17825.30	-16024.49	-13820.62	-11869.35	-9460.24
81.0	0.00	-33947.10	-27363.95	-21739.81	-18734.52	-17254.05	-15472.44	-13298.26	-11434.78	-8864.28
92.0	0.00	-33158.27	-26609.16	-21072.54	-18216.25	-16774.88	-14999.32	-12860.52	-11064.40	-8292.41
102.9	0.00	-32471.30	-25948.95	-20500.67	-17777.66	-16372.13	-14591.85	-12491.04	-10747.83	-7750.23

\*\* COSTOS INCREMENTALES ( \$/MWH) \*\*      GUAVIO      PERIODO :    58      NOVIE-2005

QWD/XMX %	12.29	22.03	31.78	41.52	51.27	61.02	70.76	80.51	90.25	100.00
43.2	0.00	-80296.30	-66304.43	-55300.06	-44329.96	-33715.03	-25867.08	-20538.70	-17987.99	-15608.02
56.3	0.00	-80025.86	-66115.37	-55106.71	-44130.55	-33525.57	-25734.47	-20446.92	-17921.99	-15533.35
69.3	0.00	-79812.17	-65965.98	-54953.86	-43973.14	-33375.98	-25629.89	-20374.49	-17869.92	-15474.39
82.4	0.00	-79635.53	-65842.47	-54827.49	-43843.08	-33252.32	-25543.40	-20314.61	-17826.89	-15425.61
95.5	0.00	-79485.43	-65737.54	-54720.03	-43732.37	-33147.27	-25470.14	-20263.78	-17790.22	-15384.19

\*\* COSTOS INCREMENTALES ( \$/MWH) \*\*      GUAVIO      PERIODO :    59      DICIE-2005

QWD/XMX %	14.70	24.18	33.66	43.14	52.61	62.09	71.57	81.05	90.52	100.00
35.0	0.00	-170006.06	-143364.23	-124195.00	-105763.71	-86810.05	-67994.30	-50128.64	-35915.54	-26193.92
44.3	0.00	-160644.06	-136827.34	-117555.24	-99092.34	-80128.91	-61224.76	-44110.83	-31768.45	-23974.33
53.6	0.00	-154078.44	-131934.72	-112575.56	-94050.85	-75026.25	-56034.55	-39614.28	-28757.88	-22314.12
62.8	0.00	-149406.75	-128268.66	-108843.72	-90251.09	-71132.00	-52058.63	-36252.71	-26572.84	-21059.55
72.1	0.00	-145980.55	-125472.49	-106003.60	-87348.09	-68115.93	-48967.32	-33696.74	-24960.29	-20086.31

** COSTOS INCREMENTALES ( \$/MWH) **		BETANIA		PERIODO : 1		FEBRE-2001				
QWD/XMX %	33.71									
-----	-----									
282.0	0.00									

** COSTOS INCREMENTALES ( \$/MWH) **		BETANIA		PERIODO : 2		MARZO-2001				
QWD/XMX %	4.50	15.11	25.72	36.33	46.94	57.56	68.17	78.78	89.39	100.00
-----	-----	-----	-----	-----	-----	-----	-----	-----	-----	-----
165.8	0.00	-17148.00	-16903.01	-16747.91	-16666.54	-15638.99	-12482.71	-12279.44	-10564.38	-10287.47
258.7	0.00	-9822.07	-9129.80	-8702.15	-8423.46	-7676.58	-6895.71	-6846.06	-6421.68	-5997.10
351.6	0.00	-5428.42	-4682.34	-4264.01	-3885.91	-3245.97	-3033.78	-3021.30	-2911.39	-2648.35
444.5	0.00	-2912.87	-2311.19	-2028.44	-1698.51	-1272.64	-1195.34	-1191.47	-1155.69	-1036.17
537.4	0.00	-1551.93	-1114.76	-951.24	-721.21	-483.15	-450.94	-449.65	-436.67	-388.11

** COSTOS INCREMENTALES ( \$/MWH) **		BETANIA		PERIODO : 3		ABRIL-2001				
QWD/XMX %	0.00	11.11	22.22	33.33	44.44	55.56	66.67	77.78	88.89	100.00
-----	-----	-----	-----	-----	-----	-----	-----	-----	-----	-----
203.9	0.00	-16114.06	-15831.07	-11691.58	-10240.73	-10231.74	-10208.74	-9562.01	-9301.45	-9222.04
298.0	0.00	-8601.25	-8354.22	-7196.50	-6429.48	-6407.61	-6358.68	-5475.91	-5122.87	-5014.03
392.0	0.00	-4180.85	-3992.79	-3680.64	-3111.24	-3089.66	-3047.92	-2486.29	-2263.20	-2193.83
486.1	0.00	-1916.98	-1805.02	-1705.54	-1316.54	-1302.25	-1277.55	-1012.54	-907.76	-875.11
580.1	0.00	-847.66	-790.21	-753.96	-524.06	-516.11	-503.90	-393.83	-350.48	-336.94

** COSTOS INCREMENTALES ( \$/MWH) **		BETANIA		PERIODO : 4		MAYO -2001				
QWD/XMX %	0.00	11.11	22.22	33.33	44.44	55.56	66.67	77.78	88.89	100.00
-----	-----	-----	-----	-----	-----	-----	-----	-----	-----	-----
307.4	0.00	-8138.43	-7693.49	-7192.33	-6960.92	-6889.56	-6558.20	-5758.33	-5510.36	-5418.36
407.3	0.00	-6424.18	-5913.08	-5392.62	-5164.33	-5090.60	-4762.08	-4004.81	-3798.57	-3715.66
507.2	0.00	-5005.23	-4492.05	-4010.96	-3810.12	-3742.63	-3448.75	-2792.85	-2633.27	-2565.03
607.1	0.00	-3889.71	-3409.95	-2988.58	-2820.67	-2762.56	-2512.50	-1967.62	-1847.70	-1793.66
707.0	0.00	-3030.32	-2599.77	-2241.81	-2105.14	-2056.59	-1848.74	-1404.19	-1314.55	-1272.63

** COSTOS INCREMENTALES ( \$/MWH) **		BETANIA		PERIODO : 5		JUNIO-2001				
QWD/XMX %	1.43	12.38	23.33	34.29	45.24	56.19	67.14	78.10	89.05	100.00
-----	-----	-----	-----	-----	-----	-----	-----	-----	-----	-----
378.2	0.00	-13050.05	-9670.15	-9437.69	-9369.42	-9291.26	-9064.55	-8685.76	-8341.24	-7963.59
467.6	0.00	-9692.91	-7743.90	-7429.05	-7332.07	-7216.75	-6862.05	-6355.45	-5981.26	-5651.92
557.0	0.00	-6934.45	-5707.41	-5388.53	-5286.94	-5162.21	-4763.92	-4252.52	-3938.83	-3702.62
646.4	0.00	-4800.80	-3954.86	-3683.61	-3594.88	-3483.12	-3115.17	-2677.99	-2451.00	-2298.33
735.7	0.00	-3236.15	-2624.51	-2417.11	-2347.73	-2258.34	-1957.07	-1619.90	-1469.29	-1376.44

\*\* COSTOS INCREMENTALES ( \$/MWH) \*\* BETANIA PERIODO : 6 JULIO-2001

QWD/XMX %	3.15	13.91	24.67	35.44	46.20	56.96	67.72	78.48	89.24	100.00
391.7	0.00	-11800.46	-11705.67	-11339.87	-11257.58	-10953.25	-8214.99	-7795.34	-7263.21	-6531.32
516.0	0.00	-9518.40	-9399.36	-8920.69	-8820.22	-8530.95	-6722.67	-6415.90	-5873.60	-5119.92
640.3	0.00	-7810.88	-7679.14	-7131.47	-7022.99	-6756.58	-5504.58	-5271.40	-4759.69	-4035.81
764.6	0.00	-6499.36	-6363.42	-5783.49	-5673.75	-5433.23	-4528.07	-4345.61	-3880.81	-3208.83
888.9	0.00	-5464.51	-5329.74	-4742.58	-4635.67	-4421.45	-3745.95	-3600.23	-3185.47	-2573.25

\*\* COSTOS INCREMENTALES ( \$/MWH) \*\* BETANIA PERIODO : 7 AGOST-2001

QWD/XMX %	5.00	15.55	26.11	36.67	47.22	57.78	68.33	78.89	89.44	100.00
408.2	0.00	-12025.19	-11922.07	-11393.05	-9893.77	-8443.39	-7971.26	-7779.38	-7705.96	-7225.55
542.3	0.00	-9244.79	-9103.62	-8606.98	-7746.60	-6859.82	-6339.17	-6119.39	-6032.12	-5469.33
676.4	0.00	-7213.80	-7052.50	-6565.33	-6049.75	-5477.50	-4978.27	-4760.18	-4671.41	-4099.06
810.6	0.00	-5698.27	-5531.20	-5056.77	-4733.98	-4346.58	-3899.65	-3698.95	-3615.22	-3074.44
944.7	0.00	-4549.17	-4385.83	-3932.18	-3721.22	-3447.89	-3062.19	-2884.50	-2808.89	-2319.07

\*\* COSTOS INCREMENTALES ( \$/MWH) \*\* BETANIA PERIODO : 8 SEPTI-2001

QWD/XMX %	7.24	17.55	27.85	38.16	48.47	58.77	69.08	79.39	89.69	100.00
392.6	0.00	-9626.15	-7552.65	-6919.64	-6827.60	-6579.67	-6372.03	-6323.05	-5672.19	-5526.28
456.5	0.00	-8171.78	-6432.64	-5948.08	-5849.83	-5577.60	-5350.99	-5300.59	-4684.82	-4544.83
520.4	0.00	-6944.74	-5462.00	-5085.09	-4986.02	-4703.70	-4470.04	-4420.76	-3859.17	-3729.90
584.3	0.00	-5912.17	-4633.29	-4335.67	-4238.94	-3957.33	-3725.10	-3678.47	-3177.90	-3061.28
648.3	0.00	-5044.18	-3930.90	-3692.61	-3600.37	-3326.77	-3102.04	-3058.83	-2619.53	-2515.97

\*\* COSTOS INCREMENTALES ( \$/MWH) \*\* BETANIA PERIODO : 9 OCTUB-2001

QWD/XMX %	9.01	19.12	29.23	39.34	49.45	59.56	69.67	79.78	89.89	100.00
275.9	0.00	-8669.04	-7362.65	-6780.55	-6533.50	-6204.39	-5692.61	-5623.02	-5510.47	-4686.73
339.4	0.00	-7335.08	-6363.74	-5900.85	-5637.37	-5290.57	-4807.19	-4738.95	-4627.34	-3857.69
402.9	0.00	-6284.17	-5541.67	-5162.62	-4893.42	-4542.35	-4095.90	-4030.99	-3923.64	-3216.41
466.4	0.00	-5438.90	-4857.84	-4540.06	-4272.21	-3924.99	-3516.82	-3455.86	-3354.44	-2710.56
529.9	0.00	-4748.83	-4285.73	-4014.76	-3752.94	-3415.19	-3044.77	-2987.98	-2893.16	-2307.84

\*\* COSTOS INCREMENTALES ( \$/MWH) \*\* BETANIA PERIODO : 10 NOVI-2001

QWD/XMX %	10.18	20.16	30.14	40.12	50.10	60.08	70.06	80.04	90.02	100.00
286.2	0.00	-10152.21	-9715.97	-9474.88	-8904.92	-8694.91	-8552.24	-8410.41	-7982.28	-7239.72
364.0	0.00	-8001.88	-7732.86	-7587.76	-6833.09	-6557.75	-6426.67	-6306.44	-5820.35	-5019.94
441.7	0.00	-6112.13	-5939.00	-5846.38	-5031.85	-4736.49	-4629.64	-4536.07	-4077.70	-3337.88
519.5	0.00	-4571.48	-4455.15	-4392.77	-3616.80	-3336.72	-3255.59	-3186.36	-2798.17	-2176.89



597.2            0.00    -3372.92    -3292.42    -3248.79    -2565.66    -2320.20    -2260.87    -2211.24    -1901.18    -1406.93

**\*\* COSTOS INCREMENTALES ( \$/MWH) \*\*            BETANIA            PERIODO :    11            DICIE-2001**

QWD/XMX %	12.83	22.51	32.20	41.88	51.57	61.26	70.94	80.63	90.31	100.00
333.6	0.00	-16107.66	-14723.90	-13874.20	-13709.39	-13656.19	-13588.44	-13396.16	-13335.57	-13228.96
421.5	0.00	-13068.70	-11686.24	-11019.82	-10883.35	-10805.17	-10708.11	-10490.53	-10428.97	-10251.89
509.3	0.00	-10523.97	-9174.95	-8716.88	-8615.04	-8521.34	-8410.27	-8198.12	-8141.66	-7917.35
597.2	0.00	-8455.87	-7134.65	-6837.81	-6764.42	-6665.83	-6554.98	-6366.06	-6317.10	-6074.76
685.1	0.00	-6777.23	-5498.67	-5312.42	-5259.76	-5164.76	-5063.51	-4905.11	-4864.23	-4627.76

**\*\* COSTOS INCREMENTALES ( \$/MWH) \*\*            BETANIA            PERIODO :    12            ENERO-2002**

QWD/XMX %	12.83	22.51	32.20	41.88	51.57	61.26	70.94	80.63	90.31	100.00
283.8	0.00	-14818.68	-14551.16	-14510.66	-14475.04	-14013.72	-13754.34	-13733.06	-13716.34	-12775.77
357.1	0.00	-12285.57	-12046.05	-12002.62	-11966.36	-11357.05	-11024.38	-10998.43	-10978.46	-10204.87
430.3	0.00	-10161.34	-9951.90	-9909.01	-9875.03	-9174.63	-8799.83	-8772.15	-8750.76	-8146.55
503.5	0.00	-8412.44	-8232.21	-8191.72	-8161.32	-7419.38	-7028.19	-7000.89	-6979.77	-6517.79
576.7	0.00	-6978.31	-6824.13	-6786.89	-6760.29	-6014.83	-5626.03	-5600.24	-5580.43	-5229.96

**\*\* COSTOS INCREMENTALES ( \$/MWH) \*\*            BETANIA            PERIODO :    13            FEBRE-2002**

QWD/XMX %	10.24	20.21	30.19	40.16	50.13	60.11	70.08	80.05	90.03	100.00
183.3	0.00	-16346.62	-15916.72	-15819.18	-15491.88	-13841.76	-13549.89	-13279.63	-13186.42	-13123.04
266.2	0.00	-13484.83	-13189.89	-13058.51	-12699.57	-11056.52	-10670.48	-10317.34	-10222.12	-10151.79
349.1	0.00	-11336.58	-11106.50	-10934.46	-10578.37	-9045.88	-8603.90	-8207.63	-8118.11	-8048.25
432.0	0.00	-9689.15	-9493.65	-9280.07	-8941.59	-7543.54	-7072.72	-6659.64	-6578.08	-6511.80
514.9	0.00	-8402.87	-8227.14	-7973.70	-7658.05	-6388.85	-5906.33	-5492.09	-5418.75	-5357.01

**\*\* COSTOS INCREMENTALES ( \$/MWH) \*\*            BETANIA            PERIODO :    14            MARZO-2002**

QWD/XMX %	4.50	15.11	25.72	36.33	46.94	57.56	68.17	78.78	89.39	100.00
165.8	0.00	-18852.06	-18816.48	-18687.94	-18659.79	-18606.18	-17659.20	-16115.80	-16050.19	-15652.87
258.7	0.00	-12293.32	-12123.94	-11567.90	-11370.62	-11064.97	-10285.20	-9221.72	-9174.64	-8840.60
351.6	0.00	-7440.31	-7201.66	-6487.98	-6090.76	-5609.35	-5155.33	-4778.38	-4759.79	-4581.90
444.5	0.00	-4381.75	-4171.19	-3589.88	-3117.68	-2665.60	-2385.27	-2272.04	-2265.35	-2175.81
537.4	0.00	-2529.82	-2379.43	-1989.29	-1561.29	-1229.58	-1056.88	-1023.19	-1020.71	-976.46

**\*\* COSTOS INCREMENTALES ( \$/MWH) \*\*            BETANIA            PERIODO :    15            ABRIL-2002**

QWD/XMX %	0.00	11.11	22.22	33.33	44.44	55.56	66.67	77.78	88.89	100.00
203.9	0.00	-18042.97	-17856.51	-15782.89	-15096.74	-15082.74	-15077.44	-14768.37	-14624.69	-14341.32

298.0	0.00	-11166.61	-10792.57	-9303.11	-8788.75	-8742.13	-8724.24	-8050.97	-7743.23	-7095.04
392.0	0.00	-5972.00	-5495.03	-4899.98	-4672.92	-4616.79	-4595.36	-4000.78	-3733.69	-3085.12
486.1	0.00	-3002.02	-2569.29	-2372.05	-2282.65	-2239.73	-2223.31	-1862.42	-1703.18	-1253.41
580.1	0.00	-1466.13	-1150.20	-1087.21	-1051.29	-1024.98	-1014.85	-830.91	-751.07	-491.27

\*\* COSTOS INCREMENTALES ( \$/MWH) \*\* BETANIA PERIODO : 16 MAYO -2002

QWD/XMX %	0.00	11.11	22.22	33.33	44.44	55.56	66.67	77.78	88.89	100.00
307.4	0.00	-10299.65	-8990.25	-7163.99	-7102.94	-6807.31	-6369.85	-6238.19	-5842.85	-5753.70
407.3	0.00	-7414.90	-6504.30	-5475.10	-5414.29	-5137.83	-4715.98	-4573.68	-4144.36	-4069.31
507.2	0.00	-5411.74	-4730.84	-4131.30	-4075.65	-3835.39	-3468.53	-3334.23	-2927.77	-2869.18
607.1	0.00	-4008.31	-3474.92	-3113.04	-3064.63	-2863.55	-2559.02	-2440.52	-2080.91	-2036.48
707.0	0.00	-3010.49	-2580.93	-2355.20	-2314.12	-2149.25	-1902.79	-1801.70	-1494.34	-1460.93

\*\* COSTOS INCREMENTALES ( \$/MWH) \*\* BETANIA PERIODO : 17 JUNIO-2002

QWD/XMX %	1.43	12.38	23.33	34.29	45.24	56.19	67.14	78.10	89.05	100.00
378.2	0.00	-12573.50	-12554.92	-12283.71	-12051.82	-12003.77	-11792.96	-9130.23	-7410.66	-6840.11
467.6	0.00	-8910.20	-8880.44	-8525.36	-8217.85	-8142.14	-7811.69	-6399.38	-5279.50	-4815.82
557.0	0.00	-6084.58	-6050.78	-5704.68	-5401.54	-5316.09	-4943.82	-4166.11	-3467.51	-3157.71
646.4	0.00	-4027.93	-3996.39	-3713.04	-3462.09	-3382.92	-3038.26	-2578.37	-2157.85	-1970.76
735.7	0.00	-2601.51	-2575.35	-2366.65	-2179.74	-2114.74	-1832.01	-1542.51	-1295.93	-1189.40

\*\* COSTOS INCREMENTALES ( \$/MWH) \*\* BETANIA PERIODO : 18 JULIO-2002

QWD/XMX %	3.15	13.91	24.67	35.44	46.20	56.96	67.72	78.48	89.24	100.00
391.7	0.00	-10298.96	-10287.47	-10251.32	-10010.12	-9644.27	-9534.57	-9122.84	-8600.67	-6955.65
516.0	0.00	-8097.32	-8083.64	-8040.69	-7782.34	-7383.85	-7253.63	-6784.68	-6327.31	-5218.77
640.3	0.00	-6469.01	-6454.55	-6409.30	-6157.70	-5764.29	-5627.47	-5147.13	-4759.39	-3990.51
764.6	0.00	-5242.47	-5228.20	-5183.34	-4949.72	-4579.96	-4444.61	-3978.39	-3655.06	-3105.97
888.9	0.00	-4295.77	-4282.14	-4239.23	-4027.94	-3689.95	-3560.60	-3121.36	-2852.90	-2451.87

\*\* COSTOS INCREMENTALES ( \$/MWH) \*\* BETANIA PERIODO : 19 AGOST-2002

QWD/XMX %	5.00	15.55	26.11	36.67	47.22	57.78	68.33	78.89	89.44	100.00
408.2	0.00	-10809.99	-10775.42	-10772.88	-10768.59	-10673.40	-10288.79	-10152.90	-8574.90	-6954.77
542.3	0.00	-8195.07	-8151.29	-8148.10	-8142.62	-8034.33	-7607.22	-7438.21	-6262.51	-5293.24
676.4	0.00	-6285.67	-6238.80	-6235.41	-6229.53	-6122.88	-5710.57	-5532.09	-4596.54	-3992.75
810.6	0.00	-4871.91	-4826.08	-4822.75	-4817.02	-4719.29	-4348.22	-4175.22	-3405.35	-3014.22
944.7	0.00	-3812.63	-3770.14	-3766.95	-3761.62	-3675.49	-3353.55	-3193.90	-2550.05	-2287.79

\*\* COSTOS INCREMENTALES ( \$/MWH) \*\* BETANIA PERIODO : 20 SEPTI-2002

QWD/XMX %	7.24	17.55	27.85	38.16	48.47	58.77	69.08	79.39	89.69	100.00
392.6	0.00	-9988.06	-9829.20	-9697.32	-9365.30	-9338.78	-9321.63	-9087.93	-8784.18	-8648.63
456.5	0.00	-8589.04	-8412.42	-8257.59	-7861.40	-7831.81	-7812.88	-7572.95	-7261.19	-7114.67
520.4	0.00	-7412.76	-7228.03	-7057.58	-6614.10	-6583.29	-6563.49	-6328.67	-6023.54	-5873.70
584.3	0.00	-6418.76	-6232.81	-6053.33	-5580.00	-5549.04	-5529.19	-5306.81	-5017.85	-4869.80
648.3	0.00	-5574.65	-5392.67	-5209.73	-4721.71	-4691.50	-4671.96	-4465.91	-4198.18	-4055.43

\*\* COSTOS INCREMENTALES ( \$/MWH) \*\* BETANIA PERIODO : 21 OCTUB-2002

QWD/XMX %	9.01	19.12	29.23	39.34	49.45	59.56	69.67	79.78	89.89	100.00
275.9	0.00	-8928.46	-8855.49	-8335.81	-8280.52	-7966.33	-7843.38	-7835.84	-7795.69	-5749.35
339.4	0.00	-7603.20	-7525.60	-6993.95	-6935.91	-6596.13	-6464.12	-6456.43	-6415.75	-4895.66
402.9	0.00	-6554.03	-6475.00	-5951.88	-5893.26	-5542.81	-5407.02	-5399.48	-5359.74	-4199.29
466.4	0.00	-5707.06	-5628.74	-5123.15	-5065.47	-4713.31	-4577.77	-4570.49	-4532.47	-3626.19
529.9	0.00	-5010.91	-4934.51	-4452.63	-4396.72	-4050.08	-3916.98	-3910.12	-3874.02	-3153.63

\*\* COSTOS INCREMENTALES ( \$/MWH) \*\* BETANIA PERIODO : 22 NOVI-2002

QWD/XMX %	10.18	20.16	30.14	40.12	50.10	60.08	70.06	80.04	90.02	100.00
286.2	0.00	-11496.87	-11329.96	-11225.64	-11082.71	-11060.74	-10822.38	-10183.40	-7813.53	-7682.23
364.0	0.00	-8609.09	-8368.36	-8240.18	-8063.84	-8034.33	-7710.26	-7068.54	-5801.91	-5667.25
441.7	0.00	-6401.22	-6119.03	-5991.42	-5814.98	-5783.37	-5433.00	-4820.37	-4141.03	-4023.91
519.5	0.00	-4736.12	-4445.14	-4331.86	-4175.01	-4145.25	-3812.90	-3264.28	-2890.84	-2797.74
597.2	0.00	-3491.52	-3215.18	-3121.24	-2990.79	-2964.71	-2673.77	-2207.34	-1995.60	-1925.10

\*\* COSTOS INCREMENTALES ( \$/MWH) \*\* BETANIA PERIODO : 23 DICIE-2002

QWD/XMX %	12.83	22.51	32.20	41.88	51.57	61.26	70.94	80.63	90.31	100.00
333.6	0.00	-14397.20	-14382.00	-14352.69	-13612.87	-12489.90	-12202.62	-11913.27	-11766.70	-11660.78
421.5	0.00	-11396.19	-11370.95	-11320.30	-10695.90	-9765.21	-9503.93	-9020.29	-8777.14	-8668.95
509.3	0.00	-8856.83	-8824.42	-8759.44	-8285.96	-7597.44	-7379.54	-6763.76	-6456.78	-6358.90
597.2	0.00	-6810.72	-6775.38	-6704.76	-6359.22	-5871.51	-5695.14	-5027.90	-4697.51	-4615.05
685.1	0.00	-5196.68	-5161.99	-5092.77	-4844.25	-4504.63	-4363.92	-3711.35	-3390.35	-3323.80

\*\* COSTOS INCREMENTALES ( \$/MWH) \*\* BETANIA PERIODO : 24 ENERO-2003

QWD/XMX %	12.83	22.51	32.20	41.88	51.57	61.26	70.94	80.63	90.31	100.00
283.8	0.00	-14980.56	-14682.31	-14674.82	-14662.66	-14154.10	-13362.83	-13064.25	-12865.89	-12433.01
357.1	0.00	-12668.28	-12363.96	-12353.64	-12336.70	-11852.09	-11096.04	-10793.18	-10523.10	-9935.56
430.3	0.00	-10646.22	-10315.35	-10303.19	-10283.16	-9858.26	-9193.52	-8910.36	-8593.82	-7908.56
503.5	0.00	-8934.57	-8875.41	-8562.28	-8540.67	-8184.55	-7625.62	-7371.61	-7032.37	-6300.48
576.7	0.00	-7505.05	-7124.93	-7111.52	-7089.59	-6797.53	-6337.78	-6114.83	-5771.03	-5032.19

** COSTOS INCREMENTALES ( \$/MWH) **		BETANIA		PERIODO : 25		FEBRE-2003				
QWD/XMX %	10.24	20.21	30.19	40.16	50.13	60.11	70.08	80.05	90.03	100.00
183.3	0.00	-15069.78	-15023.81	-14969.71	-14951.79	-14840.44	-14770.10	-14681.16	-13885.68	-12766.58
266.2	0.00	-12309.95	-12241.57	-12146.93	-12121.52	-11948.75	-11840.35	-11783.78	-11119.31	-10056.31
349.1	0.00	-10281.12	-10196.45	-10061.69	-10031.74	-9812.73	-9676.28	-9636.27	-9047.19	-8062.59
432.0	0.00	-8743.67	-8647.98	-8475.15	-8442.83	-8191.92	-8036.13	-8005.76	-7471.99	-6570.80
514.9	0.00	-7552.18	-7448.90	-7241.28	-7207.80	-6936.01	-6767.77	-6743.47	-6254.78	-5433.09

** COSTOS INCREMENTALES ( \$/MWH) **		BETANIA		PERIODO : 26		MARZO-2003				
QWD/XMX %	4.50	15.11	25.72	36.33	46.94	57.56	68.17	78.78	89.39	100.00
165.8	0.00	-16829.57	-16825.80	-16683.98	-16649.64	-16621.74	-16493.30	-14326.76	-14085.87	-14052.48
258.7	0.00	-10959.18	-10925.28	-10311.95	-10102.09	-9917.80	-9734.06	-8225.29	-8007.60	-7949.47
351.6	0.00	-6615.66	-6539.64	-5752.06	-5364.87	-5055.43	-4847.98	-4297.56	-4169.36	-4114.06
444.5	0.00	-3887.50	-3793.62	-3151.20	-2712.90	-2415.70	-2233.47	-2058.71	-1989.24	-1951.55
537.4	0.00	-2242.09	-2155.99	-1724.03	-1337.36	-1119.62	-989.14	-932.63	-896.87	-875.44

** COSTOS INCREMENTALES ( \$/MWH) **		BETANIA		PERIODO : 27		ABRIL-2003				
QWD/XMX %	0.00	11.11	22.22	33.33	44.44	55.56	66.67	77.78	88.89	100.00
203.9	0.00	-16136.02	-16097.68	-16080.98	-16071.18	-15399.14	-13923.54	-13466.68	-13199.97	-12936.61
298.0	0.00	-10083.47	-9889.54	-9804.59	-9772.13	-9247.36	-8149.64	-7805.46	-7228.91	-6718.86
392.0	0.00	-5501.70	-5183.16	-5044.22	-5005.30	-4752.97	-4276.04	-4122.14	-3617.08	-3177.54
486.1	0.00	-2837.95	-2522.89	-2385.82	-2356.00	-2244.56	-2061.42	-1999.78	-1695.67	-1425.46
580.1	0.00	-1423.80	-1184.27	-1080.16	-1061.89	-1011.85	-940.37	-915.17	-761.32	-619.51

** COSTOS INCREMENTALES ( \$/MWH) **		BETANIA		PERIODO : 28		MAYO -2003				
QWD/XMX %	0.00	11.11	22.22	33.33	44.44	55.56	66.67	77.78	88.89	100.00
307.4	0.00	-9522.45	-9291.42	-9243.29	-9069.00	-8182.25	-6645.37	-6218.79	-5900.97	-5552.10
407.3	0.00	-7010.85	-6749.79	-6691.34	-6470.58	-5862.85	-4990.51	-4736.50	-4427.19	-4101.72
507.2	0.00	-5230.86	-4975.81	-4915.03	-4679.17	-4231.89	-3718.92	-3560.51	-3291.31	-3016.10
607.1	0.00	-3954.81	-3723.21	-3665.12	-3434.84	-3089.43	-2776.38	-2673.07	-2450.06	-2226.88
707.0	0.00	-3026.72	-2824.25	-2771.36	-2557.93	-2283.08	-2085.29	-2015.20	-1835.28	-1658.08

** COSTOS INCREMENTALES ( \$/MWH) **		BETANIA		PERIODO : 29		JUNIO-2003				
QWD/XMX %	1.43	12.38	23.33	34.29	45.24	56.19	67.14	78.10	89.05	100.00
378.2	0.00	-11522.75	-11199.75	-11171.47	-11145.78	-10769.05	-10682.49	-10457.37	-9919.56	-9405.18
467.6	0.00	-8276.09	-7908.48	-7863.30	-7822.44	-7332.89	-7215.17	-6874.01	-6266.63	-5834.23

557.0	0.00	-5749.81	-5377.30	-5325.88	-5279.33	-4805.67	-4686.99	-4311.96	-3776.46	-3479.28
646.4	0.00	-3891.18	-3543.92	-3495.91	-3452.51	-3067.50	-2967.18	-2626.33	-2214.84	-2031.27
735.7	0.00	-2579.48	-2279.08	-2239.44	-2203.58	-1921.96	-1845.79	-1570.19	-1278.65	-1172.19

**\*\* COSTOS INCREMENTALES ( \$/MWH) \*\***      **BETANIA**      **PERIODO :**    30      **JULIO-2003**

QWD/XMX %	3.15	13.91	24.67	35.44	46.20	56.96	67.72	78.48	89.24	100.00
-----	-----	-----	-----	-----	-----	-----	-----	-----	-----	-----
391.7	0.00	-10854.55	-10063.24	-9122.01	-9045.15	-8851.79	-8268.59	-8063.75	-7665.36	-7202.42
516.0	0.00	-8548.39	-7890.53	-7115.10	-7050.16	-6844.88	-6190.10	-5970.69	-5596.64	-5208.70
640.3	0.00	-6787.66	-6258.07	-5639.44	-5586.42	-5387.74	-4726.34	-4511.33	-4182.06	-3868.91
764.6	0.00	-5448.21	-5025.27	-4535.94	-4492.96	-4309.50	-3675.68	-3474.26	-3193.34	-2943.76
888.9	0.00	-4416.05	-4077.93	-3690.63	-3655.74	-3490.73	-2901.20	-2716.93	-2480.09	-2281.55

**\*\* COSTOS INCREMENTALES ( \$/MWH) \*\***      **BETANIA**      **PERIODO :**    31      **AGOST-2003**

QWD/XMX %	5.00	15.55	26.11	36.67	47.22	57.78	68.33	78.89	89.44	100.00
-----	-----	-----	-----	-----	-----	-----	-----	-----	-----	-----
408.2	0.00	-10982.69	-9545.72	-9523.35	-9494.21	-9447.04	-8818.89	-8629.65	-8611.47	-8487.68
542.3	0.00	-8328.63	-7183.96	-7155.77	-7118.75	-7064.71	-6332.75	-6105.20	-6085.12	-5964.92
676.4	0.00	-6328.01	-5470.47	-5440.31	-5400.68	-5347.08	-4611.36	-4376.82	-4357.66	-4252.96
810.6	0.00	-4839.81	-4211.61	-4182.07	-4143.29	-4093.98	-3408.34	-3185.38	-3168.29	-3081.34
944.7	0.00	-3735.64	-3275.74	-3248.29	-3212.20	-3168.54	-2555.43	-2352.79	-2338.05	-2267.66

**\*\* COSTOS INCREMENTALES ( \$/MWH) \*\***      **BETANIA**      **PERIODO :**    32      **SEPTI-2003**

QWD/XMX %	7.24	17.55	27.85	38.16	48.47	58.77	69.08	79.39	89.69	100.00
-----	-----	-----	-----	-----	-----	-----	-----	-----	-----	-----
392.6	0.00	-9744.76	-8692.30	-8563.48	-8352.58	-8320.59	-7969.45	-7731.56	-7324.81	-7323.53
456.5	0.00	-8412.42	-7414.55	-7260.22	-7007.95	-6972.44	-6609.10	-6362.44	-5912.93	-5911.61
520.4	0.00	-7288.54	-6349.17	-6176.08	-5893.39	-5856.25	-5498.12	-5254.57	-4786.60	-4785.37
584.3	0.00	-6339.79	-5457.05	-5271.76	-4969.69	-4932.40	-4590.85	-4358.27	-3889.53	-3888.33
648.3	0.00	-5537.51	-4706.55	-4515.14	-4203.41	-4166.93	-3848.31	-3631.03	-3174.13	-3173.01

**\*\* COSTOS INCREMENTALES ( \$/MWH) \*\***      **BETANIA**      **PERIODO :**    33      **OCTUB-2003**

QWD/XMX %	9.01	19.12	29.23	39.34	49.45	59.56	69.67	79.78	89.89	100.00
-----	-----	-----	-----	-----	-----	-----	-----	-----	-----	-----
275.9	0.00	-9236.62	-8080.34	-7969.56	-7969.09	-7958.22	-7893.98	-7524.92	-7084.66	-7011.53
339.4	0.00	-7961.75	-6882.70	-6784.97	-6784.51	-6772.75	-6707.11	-6327.65	-5854.77	-5779.46
402.9	0.00	-6932.84	-5933.72	-5848.17	-5847.60	-5835.48	-5770.88	-5395.26	-4909.65	-4835.01
466.4	0.00	-6088.09	-5165.48	-5090.64	-5090.12	-5077.90	-5015.69	-4651.94	-4166.32	-4093.97
529.9	0.00	-5388.03	-4534.50	-4468.81	-4468.34	-4456.27	-4396.98	-4049.19	-3572.73	-3503.35

**\*\* COSTOS INCREMENTALES ( \$/MWH) \*\***      **BETANIA**      **PERIODO :**    34      **NOVIE-2003**

QWD/XMX %	10.18	20.16	30.14	40.12	50.10	60.08	70.06	80.04	90.02	100.00
-----------	-------	-------	-------	-------	-------	-------	-------	-------	-------	--------

286.2	0.00	-12294.54	-11323.38	-10559.11	-10168.02	-10136.78	-10134.14	-10012.33	-9945.42	-8965.51
364.0	0.00	-9556.54	-8766.36	-8132.33	-7524.49	-7499.83	-7496.30	-7352.05	-7270.07	-6291.21
441.7	0.00	-7310.16	-6734.14	-6259.76	-5511.08	-5493.80	-5490.01	-5350.87	-5269.41	-4334.44
519.5	0.00	-5550.86	-5150.50	-4809.41	-4009.05	-3997.57	-3994.04	-3874.33	-3802.31	-2962.86
597.2	0.00	-4199.57	-3926.23	-3684.24	-2903.33	-2895.90	-2892.74	-2796.11	-2736.36	-2020.83

\*\* COSTOS INCREMENTALES ( \$/MWH) \*\* BETANIA PERIODO : 35 DICIE-2003

QWD/XMX %	12.83	22.51	32.20	41.88	51.57	61.26	70.94	80.63	90.31	100.00
333.6	0.00	-14419.24	-14161.16	-13336.28	-12804.71	-12802.32	-12799.12	-12780.60	-12736.52	-12596.90
421.5	0.00	-11843.46	-11459.65	-10632.65	-10090.38	-10086.10	-10080.83	-10049.13	-9979.21	-9766.02
509.3	0.00	-9448.77	-8961.44	-8265.49	-7799.12	-7793.63	-7786.79	-7746.08	-7661.01	-7409.07
597.2	0.00	-7423.89	-6867.67	-6331.48	-5962.61	-5956.89	-5949.25	-5904.95	-5816.09	-5559.58
685.1	0.00	-5782.32	-5196.95	-4802.83	-4523.85	-4518.04	-4510.66	-4467.39	-4383.14	-4145.04

\*\* COSTOS INCREMENTALES ( \$/MWH) \*\* BETANIA PERIODO : 36 ENERO-2004

QWD/XMX %	12.83	22.51	32.20	41.88	51.57	61.26	70.94	80.63	90.31	100.00
283.8	0.00	-14090.10	-13701.08	-13408.04	-13098.94	-13064.96	-13051.66	-12599.01	-11853.66	-11631.90
357.1	0.00	-12084.49	-11847.85	-11499.28	-11025.03	-10978.18	-10959.67	-10527.55	-9816.46	-9604.79
430.3	0.00	-10361.87	-10214.48	-9807.01	-9193.46	-9137.82	-9116.21	-8736.75	-8112.29	-7926.58
503.5	0.00	-8904.61	-8809.44	-8354.68	-7638.59	-7578.66	-7555.37	-7236.71	-6712.52	-6556.45
576.7	0.00	-7672.96	-7609.55	-7124.01	-6343.15	-6282.30	-6258.58	-5996.75	-5566.21	-5438.04

\*\* COSTOS INCREMENTALES ( \$/MWH) \*\* BETANIA PERIODO : 37 FEBRE-2004

QWD/XMX %	10.24	20.21	30.19	40.16	50.13	60.11	70.08	80.05	90.03	100.00
183.3	0.00	-14337.35	-13653.22	-13427.73	-13379.80	-13256.85	-13220.37	-13201.02	-13190.95	-12960.02
266.2	0.00	-11950.12	-11200.13	-10930.03	-10862.65	-10671.80	-10616.75	-10590.13	-10576.32	-10427.85
349.1	0.00	-10116.36	-9373.29	-9081.25	-9001.64	-8759.85	-8691.37	-8660.79	-8644.76	-8538.84
432.0	0.00	-8682.77	-7974.39	-7670.97	-7584.50	-7307.60	-7230.36	-7197.68	-7180.75	-7099.40
514.9	0.00	-7543.85	-6880.34	-6571.06	-6481.54	-6181.65	-6098.80	-6065.64	-6048.42	-5982.54

\*\* COSTOS INCREMENTALES ( \$/MWH) \*\* BETANIA PERIODO : 38 MARZO-2004

QWD/XMX %	4.50	15.11	25.72	36.33	46.94	57.56	68.17	78.78	89.39	100.00
165.8	0.00	-17664.95	-16743.45	-15400.74	-14989.39	-14897.67	-14869.32	-14839.09	-14526.56	-13094.35
258.7	0.00	-11891.78	-11488.86	-10294.26	-9568.85	-9177.96	-9015.67	-8810.62	-8542.78	-7542.54
351.6	0.00	-7082.83	-6859.66	-6179.69	-5500.87	-5012.02	-4759.82	-4411.95	-4265.40	-3897.63
444.5	0.00	-4101.25	-3913.64	-3566.39	-2996.00	-2611.49	-2380.22	-2044.15	-1968.77	-1850.36
537.4	0.00	-2417.24	-2210.08	-2020.48	-1569.35	-1321.60	-1157.31	-910.18	-872.49	-833.42

** COSTOS INCREMENTALES ( \$/MWH) **		BETANIA		PERIODO : 39		ABRIL-2004				
QWD/XMX %	0.00	11.11	22.22	33.33	44.44	55.56	66.67	77.78	88.89	100.00
203.9	0.00	-15039.77	-14633.54	-14619.96	-14447.61	-14403.26	-14361.15	-14359.73	-14351.26	-13609.13
298.0	0.00	-10408.21	-9779.04	-9749.04	-9160.00	-8985.45	-8764.89	-8760.16	-8731.96	-7680.97
392.0	0.00	-6494.00	-5888.71	-5849.01	-5127.77	-4884.27	-4516.82	-4511.07	-4477.28	-3706.69
486.1	0.00	-3875.26	-3326.52	-3285.89	-2721.51	-2506.90	-2140.16	-2135.78	-2109.90	-1686.28
580.1	0.00	-2257.69	-1789.92	-1755.33	-1401.11	-1251.07	-970.56	-967.86	-952.01	-749.04

** COSTOS INCREMENTALES ( \$/MWH) **		BETANIA		PERIODO : 40		MAYO -2004				
QWD/XMX %	0.00	11.11	22.22	33.33	44.44	55.56	66.67	77.78	88.89	100.00
307.4	0.00	-8973.64	-8896.63	-8794.52	-8773.22	-8471.25	-8292.56	-8181.09	-7779.40	-5583.07
407.3	0.00	-6844.81	-6724.26	-6583.56	-6556.45	-6220.66	-6017.93	-5888.26	-5489.82	-4099.24
507.2	0.00	-5293.99	-5150.56	-4982.06	-4953.08	-4629.41	-4430.43	-4300.63	-3918.53	-3008.17
607.1	0.00	-4143.94	-3990.96	-3810.50	-3782.15	-3491.72	-3310.33	-3189.96	-2836.95	-2221.39
707.0	0.00	-3278.51	-3125.34	-2943.98	-2917.66	-2666.49	-2507.42	-2400.32	-2083.26	-1656.02

** COSTOS INCREMENTALES ( \$/MWH) **		BETANIA		PERIODO : 41		JUNIO-2004				
QWD/XMX %	1.43	12.38	23.33	34.29	45.24	56.19	67.14	78.10	89.05	100.00
378.2	0.00	-12074.29	-11013.66	-10027.49	-10004.97	-9968.58	-9712.93	-9549.79	-9035.17	-8391.26
467.6	0.00	-8899.38	-8039.64	-7110.94	-7075.00	-7016.93	-6680.26	-6464.05	-5892.83	-5240.73
557.0	0.00	-6227.70	-5643.47	-4860.02	-4819.02	-4752.98	-4423.08	-4209.91	-3715.58	-3155.69
646.4	0.00	-4224.75	-3855.58	-3220.05	-3181.71	-3120.11	-2848.64	-2672.25	-2299.39	-1861.68
735.7	0.00	-2809.23	-2582.21	-2081.32	-2049.71	-1998.87	-1797.85	-1666.52	-1407.00	-1085.26

** COSTOS INCREMENTALES ( \$/MWH) **		BETANIA		PERIODO : 42		JULIO-2004				
QWD/XMX %	3.15	13.91	24.67	35.44	46.20	56.96	67.72	78.48	89.24	100.00
391.7	0.00	-10042.62	-9856.25	-9739.46	-9734.57	-9190.96	-8256.57	-7700.20	-7323.11	-6693.84
516.0	0.00	-8087.89	-7842.98	-7689.89	-7683.95	-7242.54	-6452.33	-5912.40	-5545.31	-4925.36
640.3	0.00	-6577.62	-6296.60	-6120.85	-6114.67	-5767.98	-5122.55	-4630.20	-4296.43	-3718.70
764.6	0.00	-5409.12	-5110.83	-4924.39	-4918.28	-4648.45	-4126.84	-3690.80	-3397.45	-2872.57
888.9	0.00	-4491.79	-4189.17	-4000.21	-3994.32	-3784.40	-3363.41	-2982.98	-2728.71	-2258.02

** COSTOS INCREMENTALES ( \$/MWH) **		BETANIA		PERIODO : 43		AGOST-2004				
QWD/XMX %	5.00	15.55	26.11	36.67	47.22	57.78	68.33	78.89	89.44	100.00
408.2	0.00	-10751.51	-10521.07	-10315.99	-10223.33	-10206.65	-10200.22	-9668.76	-8764.09	-8138.69
542.3	0.00	-8524.24	-8230.79	-7932.36	-7802.10	-7781.07	-7772.86	-7337.46	-6598.85	-5999.29
676.4	0.00	-6776.19	-6460.67	-6104.48	-5953.07	-5930.50	-5921.81	-5585.07	-5016.20	-4491.24

810.6	0.00	-5416.95	-5106.86	-4725.79	-4566.96	-4544.89	-4536.39	-4281.13	-3851.58	-3411.11
944.7	0.00	-4363.57	-4074.03	-3691.08	-3533.92	-3513.42	-3505.50	-3311.88	-2987.37	-2624.85

**\*\* COSTOS INCREMENTALES ( \$/MWH) \*\*      BETANIA      PERIODO :    44      SEPTI-2004**

QWD/XMX %	7.24	17.55	27.85	38.16	48.47	58.77	69.08	79.39	89.69	100.00
-----	-----	-----	-----	-----	-----	-----	-----	-----	-----	-----
392.6	0.00	-9881.49	-9862.81	-9509.48	-9249.29	-9190.01	-9084.05	-7968.22	-7462.09	-7378.27
456.5	0.00	-8665.77	-8641.59	-8219.79	-7913.08	-7846.65	-7724.06	-6683.48	-6249.62	-6171.02
520.4	0.00	-7609.43	-7580.20	-7107.71	-6767.97	-6697.69	-6564.59	-5608.90	-5245.39	-5173.58
584.3	0.00	-6696.21	-6663.00	-6155.69	-5794.73	-5723.38	-5584.77	-4714.69	-4414.23	-4349.69
648.3	0.00	-5908.11	-5871.71	-5343.01	-4970.61	-4900.16	-4760.27	-3972.05	-3725.92	-3668.55

**\*\* COSTOS INCREMENTALES ( \$/MWH) \*\*      BETANIA      PERIODO :    45      OCTUB-2004**

QWD/XMX %	9.01	19.12	29.23	39.34	49.45	59.56	69.67	79.78	89.89	100.00
-----	-----	-----	-----	-----	-----	-----	-----	-----	-----	-----
275.9	0.00	-8996.18	-8852.84	-7774.36	-7145.09	-7078.05	-7070.25	-6807.75	-6706.49	-6357.14
339.4	0.00	-7846.66	-7667.90	-6669.04	-6082.94	-6018.19	-6009.76	-5743.42	-5639.97	-5262.27
402.9	0.00	-6910.53	-6702.85	-5784.04	-5242.46	-5180.98	-5172.25	-4911.67	-4809.73	-4420.00
466.4	0.00	-6135.73	-5904.91	-5061.98	-4562.66	-4504.80	-4496.04	-4246.36	-4148.17	-3756.71
529.9	0.00	-5490.26	-5241.16	-4465.84	-4004.59	-3950.45	-3941.84	-3705.22	-3611.71	-3226.26

**\*\* COSTOS INCREMENTALES ( \$/MWH) \*\*      BETANIA      PERIODO :    46      NOVI-2004**

QWD/XMX %	10.18	20.16	30.14	40.12	50.10	60.08	70.06	80.04	90.02	100.00
-----	-----	-----	-----	-----	-----	-----	-----	-----	-----	-----
286.2	0.00	-11312.31	-11234.44	-11092.93	-9552.17	-9346.22	-9116.35	-9093.59	-9062.19	-8920.73
364.0	0.00	-8934.42	-8818.04	-8638.28	-7408.11	-7151.31	-6789.46	-6757.96	-6716.33	-6545.89
441.7	0.00	-6941.41	-6805.16	-6615.65	-5738.11	-5456.61	-5008.25	-4973.74	-4929.59	-4762.57
519.5	0.00	-5345.75	-5207.19	-5028.53	-4431.70	-4149.51	-3668.59	-3635.40	-3594.25	-3448.47
597.2	0.00	-4093.88	-3964.69	-3807.95	-3409.01	-3143.89	-2673.56	-2644.24	-2608.57	-2489.27

**\*\* COSTOS INCREMENTALES ( \$/MWH) \*\*      BETANIA      PERIODO :    47      DICIE-2004**

QWD/XMX %	12.83	22.51	32.20	41.88	51.57	61.26	70.94	80.63	90.31	100.00
-----	-----	-----	-----	-----	-----	-----	-----	-----	-----	-----
333.6	0.00	-13970.94	-13522.75	-13151.43	-13076.41	-13070.17	-12832.50	-12803.68	-12214.07	-11577.94
421.5	0.00	-11475.83	-11207.54	-11007.77	-10964.67	-10951.69	-10461.92	-10412.74	-9823.40	-9191.35
509.3	0.00	-9325.98	-9137.55	-9023.11	-8994.88	-8974.85	-8239.00	-8175.70	-7681.80	-7155.82
597.2	0.00	-7551.35	-7394.85	-7320.85	-7299.36	-7273.73	-6355.59	-6286.91	-5907.89	-5508.07
685.1	0.00	-6097.62	-5955.17	-5900.77	-5882.10	-5853.54	-4838.60	-4771.29	-4494.16	-4204.92

**\*\* COSTOS INCREMENTALES ( \$/MWH) \*\*      BETANIA      PERIODO :    48      ENERO-2005**

QWD/XMX %	12.83	22.51	32.20	41.88	51.57	61.26	70.94	80.63	90.31	100.00
-----	-----	-----	-----	-----	-----	-----	-----	-----	-----	-----



283.8	0.00	-14122.40	-14013.07	-13944.99	-13775.73	-13099.21	-12642.12	-12310.16	-11949.69	-11788.14
357.1	0.00	-12531.32	-12306.46	-12167.06	-11976.24	-11242.61	-10599.10	-10325.50	-10097.93	-9972.04
430.3	0.00	-11164.93	-10792.15	-10561.65	-10367.90	-9655.39	-8862.37	-8614.88	-8465.65	-8359.84
503.5	0.00	-10027.47	-9486.50	-9153.18	-8966.98	-8313.48	-7414.55	-7178.57	-7076.67	-6983.41
576.7	0.00	-9090.86	-8372.27	-7930.33	-7756.99	-7178.19	-6214.60	-5985.84	-5913.53	-5829.55

\*\* COSTOS INCREMENTALES ( \$/MWH) \*\*      BETANIA      PERIODO :    49      FEBRE-2005

QWD/XMX %	10.24	20.21	30.19	40.16	50.13	60.11	70.08	80.05	90.03	100.00
183.3	0.00	-15339.41	-14928.27	-14415.17	-14364.03	-14331.45	-14156.52	-13881.30	-13436.32	-13256.22
266.2	0.00	-13307.99	-12836.76	-12210.72	-12141.71	-12078.02	-11953.33	-11770.54	-11327.41	-11150.84
349.1	0.00	-11656.45	-11166.65	-10502.56	-10422.73	-10323.51	-10216.22	-10081.46	-9645.02	-9473.56
432.0	0.00	-10300.94	-9816.42	-9154.70	-9068.07	-8932.21	-8828.13	-8720.52	-8291.52	-8124.96
514.9	0.00	-9180.16	-8712.82	-8073.30	-7982.72	-7811.00	-7703.34	-7612.55	-7191.67	-7029.65

\*\* COSTOS INCREMENTALES ( \$/MWH) \*\*      BETANIA      PERIODO :    50      MARZO-2005

QWD/XMX %	4.50	15.11	25.72	36.33	46.94	57.56	68.17	78.78	89.39	100.00
165.8	0.00	-16425.61	-16072.98	-15935.72	-15894.39	-15870.61	-15584.38	-14672.10	-14315.11	-13420.76
258.7	0.00	-12381.72	-11516.91	-11171.81	-10872.56	-10682.62	-10542.18	-10338.12	-9960.47	-8721.38
351.6	0.00	-8347.34	-7575.15	-7242.00	-6712.34	-6338.38	-6122.15	-6079.56	-5863.51	-5146.81
444.5	0.00	-5337.81	-4792.23	-4520.37	-3988.79	-3571.44	-3291.04	-3278.16	-3178.01	-2859.78
537.4	0.00	-3390.25	-2971.47	-2728.29	-2322.59	-1969.52	-1696.90	-1691.17	-1646.25	-1512.68

\*\* COSTOS INCREMENTALES ( \$/MWH) \*\*      BETANIA      PERIODO :    51      ABRIL-2005

QWD/XMX %	0.00	11.11	22.22	33.33	44.44	55.56	66.67	77.78	88.89	100.00
203.9	0.00	-15040.29	-14339.23	-14232.61	-14225.89	-13837.42	-13189.32	-12938.55	-12888.63	-12551.68
298.0	0.00	-10647.47	-10340.39	-10292.50	-10256.77	-9732.71	-8886.23	-8315.89	-8140.22	-7421.71
392.0	0.00	-6668.46	-6311.88	-6265.60	-6204.50	-5859.46	-5340.16	-4751.29	-4530.57	-3850.91
486.1	0.00	-3968.44	-3522.74	-3474.80	-3413.05	-3233.48	-2993.62	-2569.13	-2391.90	-1926.33
580.1	0.00	-2312.49	-1871.79	-1830.43	-1782.80	-1695.06	-1595.59	-1340.80	-1226.72	-950.80

\*\* COSTOS INCREMENTALES ( \$/MWH) \*\*      BETANIA      PERIODO :    52      MAYO -2005

QWD/XMX %	0.00	11.11	22.22	33.33	44.44	55.56	66.67	77.78	88.89	100.00
307.4	0.00	-9862.99	-9592.73	-9547.91	-8674.93	-7898.73	-7871.09	-7630.41	-7398.10	-6933.76
407.3	0.00	-7761.21	-7410.02	-7347.70	-6646.74	-5936.46	-5904.47	-5633.35	-5369.43	-4927.28
507.2	0.00	-6117.99	-5734.36	-5662.41	-5132.41	-4510.27	-4477.62	-4213.22	-3953.79	-3573.14
607.1	0.00	-4849.15	-4467.35	-4392.43	-3999.72	-3462.81	-3431.48	-3191.76	-2954.88	-2641.08
707.0	0.00	-3873.27	-3513.11	-3439.60	-3148.06	-2684.88	-2656.04	-2446.82	-2238.74	-1985.82

\*\* COSTOS INCREMENTALES ( \$/MWH) \*\*      BETANIA      PERIODO :    53      JUNIO-2005

QWD/XMX %	1.43	12.38	23.33	34.29	45.24	56.19	67.14	78.10	89.05	100.00
378.2	0.00	-11069.35	-10816.87	-10794.01	-10761.03	-10628.91	-10405.08	-8999.93	-8141.37	-7642.31
467.6	0.00	-8425.06	-8020.34	-7980.92	-7917.98	-7662.67	-7460.40	-6192.31	-5401.88	-4984.77
557.0	0.00	-6125.96	-5662.04	-5614.04	-5530.02	-5186.41	-5024.43	-4077.24	-3490.61	-3201.35
646.4	0.00	-4317.96	-3882.37	-3834.41	-3744.22	-3373.20	-3248.18	-2609.34	-2222.19	-2038.93
735.7	0.00	-2973.25	-2611.50	-2569.39	-2485.52	-2138.58	-2043.95	-1638.55	-1400.09	-1289.45

\*\* COSTOS INCREMENTALES ( \$/MWH) \*\* BETANIA PERIODO : 54 JULIO-2005

QWD/XMX %	3.15	13.91	24.67	35.44	46.20	56.96	67.72	78.48	89.24	100.00
391.7	0.00	-9481.65	-9165.84	-9106.23	-8810.45	-8803.76	-8739.30	-8519.76	-8287.75	-6777.45
516.0	0.00	-7815.81	-7467.66	-7390.99	-6998.31	-6990.40	-6921.79	-6691.15	-6461.98	-5224.34
640.3	0.00	-6493.06	-6143.43	-6057.14	-5602.40	-5594.05	-5527.74	-5305.94	-5095.04	-4114.14
764.6	0.00	-5442.57	-5107.70	-5017.45	-4531.64	-4523.28	-4462.10	-4258.14	-4070.70	-3300.40
888.9	0.00	-4598.04	-4285.56	-4194.96	-3699.82	-3691.80	-3636.78	-3453.79	-3289.70	-2684.76

\*\* COSTOS INCREMENTALES ( \$/MWH) \*\* BETANIA PERIODO : 55 AGOST-2005

QWD/XMX %	5.00	15.55	26.11	36.67	47.22	57.78	68.33	78.89	89.44	100.00
408.2	0.00	-11996.99	-11784.89	-11512.41	-11129.14	-11124.86	-11036.49	-10284.30	-9877.33	-9808.09
542.3	0.00	-9920.62	-9598.57	-9440.11	-9221.13	-9214.96	-9123.95	-8385.16	-7985.61	-7901.13
676.4	0.00	-8230.19	-7808.52	-7710.94	-7580.33	-7572.70	-7488.12	-6833.22	-6479.80	-6391.23
810.6	0.00	-6865.70	-6369.36	-6305.70	-6223.90	-6215.83	-6140.46	-5584.05	-5284.92	-5199.29
944.7	0.00	-5763.58	-5219.96	-5175.93	-5122.33	-5114.21	-5048.60	-4586.18	-4338.81	-4259.71

\*\* COSTOS INCREMENTALES ( \$/MWH) \*\* BETANIA PERIODO : 56 SEPTI-2005

QWD/XMX %	7.24	17.55	27.85	38.16	48.47	58.77	69.08	79.39	89.69	100.00
392.6	0.00	-12978.94	-12797.93	-12743.45	-12695.69	-12633.35	-12483.37	-11650.37	-11497.53	-11091.23
456.5	0.00	-12161.86	-11948.00	-11880.15	-11818.62	-11743.73	-11523.55	-10554.54	-10397.72	-10094.99
520.4	0.00	-11442.12	-11202.14	-11122.56	-11047.16	-10961.14	-10661.98	-9567.17	-9414.03	-9184.76
584.3	0.00	-10816.36	-10556.28	-10465.57	-10375.88	-10280.69	-9895.92	-8680.41	-8535.42	-8359.83
648.3	0.00	-10277.32	-10001.73	-9900.41	-9797.16	-9693.49	-9220.16	-7885.99	-7751.66	-7615.04

\*\* COSTOS INCREMENTALES ( \$/MWH) \*\* BETANIA PERIODO : 57 OCTUB-2005

QWD/XMX %	9.01	19.12	29.23	39.34	49.45	59.56	69.67	79.78	89.89	100.00
275.9	0.00	-15666.99	-15040.58	-14819.33	-14140.81	-13286.18	-12958.21	-12294.87	-11993.42	-11482.99
339.4	0.00	-15108.51	-14431.65	-14181.07	-13466.24	-12636.05	-12289.88	-11602.82	-11287.22	-10772.64
402.9	0.00	-14624.82	-13903.54	-13630.17	-12890.59	-12085.47	-11730.87	-11044.65	-10724.48	-10214.99
466.4	0.00	-14201.14	-13442.52	-13151.68	-12394.83	-11614.99	-11258.00	-10587.48	-10267.52	-9767.59

529.9            0.00   -13823.34   -13033.51   -12730.19   -11964.71   -11209.52   -10855.23   -10207.50   -9891.69   -9403.63

**\*\* COSTOS INCREMENTALES ( \$/MWH) \*\*            BETANIA            PERIODO :    58            NOVIEMBRE-2005**

QWD/XMX %	10.18	20.16	30.14	40.12	50.10	60.08	70.06	80.04	90.02	100.00
286.2	0.00	-18704.66	-18354.83	-18170.11	-17861.16	-17337.25	-16635.46	-15845.07	-15471.21	-14536.24
364.0	0.00	-17735.45	-17211.01	-16924.50	-16569.71	-16060.66	-15381.43	-14480.92	-14135.08	-13429.30
441.7	0.00	-16793.31	-16158.44	-15803.76	-15447.92	-15000.72	-14350.25	-13286.31	-12987.26	-12466.83
519.5	0.00	-15939.16	-15258.46	-14872.90	-14534.76	-14156.47	-13533.93	-12257.35	-12007.51	-11625.43
597.2	0.00	-15193.02	-14516.64	-14128.87	-13812.64	-13495.05	-12895.16	-11370.32	-11166.00	-10883.39

**\*\* COSTOS INCREMENTALES ( \$/MWH) \*\*            BETANIA            PERIODO :    59            DICIEMBRE-2005**

QWD/XMX %	12.85	22.51	32.20	41.88	51.57	61.26	70.94	80.63	90.31	100.00
333.6	0.00	-33551.08	-25561.21	-24137.49	-24073.21	-23896.13	-23656.29	-22592.82	-21625.22	-21319.15
421.5	0.00	-28087.04	-23363.58	-22612.58	-22536.26	-22326.06	-22151.15	-21546.72	-20981.28	-20560.77
509.3	0.00	-24804.67	-21985.47	-21560.19	-21487.23	-21285.93	-21156.19	-20733.40	-20392.16	-19855.70
597.2	0.00	-22892.92	-21111.35	-20821.13	-20759.46	-20589.00	-20493.57	-20095.43	-19872.53	-19217.40
685.1	0.00	-21777.44	-20537.54	-20286.08	-20237.33	-20102.38	-20032.68	-19579.27	-19415.76	-18647.18

**\*\* COSTOS INCREMENTALES ( \$/MWH) \*\*            MADRONAL            PERIODO :    1            FEBRERO-2001**

QWD/XMX %	83.98
0.3	0.00

**\*\* COSTOS INCREMENTALES ( \$/MWH) \*\*            MADRONAL            PERIODO :    2            MARZO-2001**

QWD/XMX %	5.33	15.85	26.37	36.89	47.41	57.92	68.44	78.96	89.48	100.00
3.8	0.00	-19887.73	-19388.13	-17696.06	-15435.83	-15015.07	-12729.79	-11396.51	-10989.38	-10458.23
8.3	0.00	-12387.79	-11867.10	-11253.50	-10791.44	-10430.98	-9752.34	-8922.43	-8005.24	-6917.01
12.8	0.00	-10353.28	-9924.35	-9463.34	-8969.28	-8352.61	-7499.14	-6323.72	-4836.71	-3369.03
17.3	0.00	-9498.06	-9042.32	-8553.97	-7961.03	-7190.02	-6148.28	-4659.51	-2870.84	-1523.58
21.9	0.00	-9055.33	-8573.05	-8054.47	-7404.30	-6547.50	-5384.29	-3695.30	-1789.37	-713.36

**\*\* COSTOS INCREMENTALES ( \$/MWH) \*\*            MADRONAL            PERIODO :    3            ABRIL-2001**

QWD/XMX %	0.18	11.27	22.36	33.46	44.55	55.64	66.73	77.82	88.91	100.00
4.3	0.00	-18793.21	-18640.90	-14069.21	-12002.90	-11508.89	-10956.19	-10506.54	-10050.96	-9552.03
7.7	0.00	-12001.98	-11689.54	-11027.30	-10545.63	-10014.86	-9345.21	-8670.64	-7750.23	-6290.88
11.0	0.00	-10479.28	-10005.11	-9556.12	-9086.95	-8467.32	-7681.12	-6659.76	-5106.80	-2763.22
14.4	0.00	-9804.45	-9251.34	-8735.33	-8197.80	-7511.31	-6597.16	-5324.04	-3435.63	-1065.63
17.8	0.00	-9409.65	-8835.03	-8287.00	-7709.13	-6967.21	-5954.01	-4526.09	-2504.30	-421.90

** COSTOS INCREMENTALES ( \$/MWH) **		MADRONAL		PERIODO :		4		MAYO -2001		
QWD/XMX %	0.18	11.27	22.36	33.46	44.55	55.64	66.73	77.82	88.91	100.00
7.0	0.00	-13401.39	-12531.92	-11666.28	-11221.54	-10783.72	-10354.07	-9973.60	-9369.38	-8243.32
11.2	0.00	-11946.21	-11239.88	-10572.81	-10097.14	-9638.90	-9103.12	-8448.48	-7457.29	-5627.90
15.5	0.00	-11003.46	-10368.40	-9762.69	-9243.09	-8726.24	-8081.85	-7226.21	-5969.19	-3803.51
19.7	0.00	-10358.57	-9751.43	-9157.98	-8601.95	-8031.00	-7299.91	-6298.30	-4864.55	-2601.58
24.0	0.00	-9896.15	-9298.36	-8700.73	-8116.61	-7502.06	-6704.28	-5594.80	-4043.01	-1811.72

** COSTOS INCREMENTALES ( \$/MWH) **		MADRONAL		PERIODO :		5		JUNIO-2001		
QWD/XMX %	2.06	12.95	23.83	34.71	45.59	56.47	67.35	78.24	89.12	100.00
10.7	0.00	-17206.04	-16035.50	-14038.50	-13537.47	-12828.28	-12037.86	-11129.34	-10490.07	-9752.25
14.7	0.00	-13245.45	-12655.55	-11727.40	-11211.50	-10632.81	-10077.06	-9355.04	-8529.36	-7295.17
18.8	0.00	-11086.09	-10641.48	-10029.74	-9472.12	-8895.21	-8297.58	-7513.70	-6468.81	-4754.67
22.8	0.00	-9865.25	-9415.02	-8828.09	-8200.89	-7570.63	-6890.15	-6010.52	-4784.32	-2825.05
26.9	0.00	-9106.86	-8621.21	-7989.75	-7297.64	-6614.19	-5873.81	-4921.79	-3564.15	-1588.32

** COSTOS INCREMENTALES ( \$/MWH) **		MADRONAL		PERIODO :		6		JULIO-2001		
QWD/XMX %	5.61	16.10	26.59	37.07	47.56	58.05	68.54	79.02	89.51	100.00
8.1	0.00	-17676.83	-17510.04	-17002.08	-15761.53	-13231.24	-12542.29	-10790.79	-9223.71	-8630.58
11.9	0.00	-12834.36	-12622.60	-12092.87	-11437.24	-10543.42	-10010.24	-8950.86	-7806.31	-6930.39
15.7	0.00	-10529.05	-10256.55	-9767.90	-9141.19	-8474.28	-7854.10	-7004.53	-5999.53	-4696.40
19.4	0.00	-9287.88	-8918.07	-8370.17	-7648.60	-6902.62	-6189.25	-5381.91	-4385.38	-2818.38
23.2	0.00	-8537.05	-8083.30	-7463.47	-6661.59	-5835.65	-5055.46	-4241.02	-3216.63	-1592.03

** COSTOS INCREMENTALES ( \$/MWH) **		MADRONAL		PERIODO :		7		AGOST-2001		
QWD/XMX %	7.97	18.20	28.42	38.65	48.87	59.10	69.32	79.55	89.77	100.00
4.4	0.00	-16852.02	-16667.02	-14189.45	-10934.73	-9938.86	-9734.15	-9539.02	-9296.70	-8891.62
7.8	0.00	-11720.56	-11512.78	-10613.29	-9691.74	-8713.41	-8304.62	-7856.96	-7349.98	-6544.89
11.1	0.00	-9818.78	-9561.63	-8847.32	-8237.98	-7310.92	-6656.19	-5969.64	-5238.70	-4106.38
14.5	0.00	-8812.60	-8478.41	-7789.42	-7115.61	-6163.23	-5322.24	-4486.50	-3635.84	-2409.85
17.9	0.00	-8197.93	-7799.63	-7123.16	-6348.41	-5337.61	-4377.64	-3463.23	-2561.84	-1389.47

** COSTOS INCREMENTALES ( \$/MWH) **		MADRONAL		PERIODO :		8		SEPTI-2001		
QWD/XMX %	8.45	18.62	28.79	38.96	49.14	59.31	69.48	79.65	89.83	100.00
1.6	0.00	-11043.95	-10873.45	-10757.21	-10611.15	-10312.96	-9919.87	-9551.60	-9175.88	-8779.70
7.4	0.00	-9705.38	-9417.63	-9018.64	-8602.66	-7982.36	-7198.92	-6326.41	-5391.92	-4297.56

13.1	0.00	-8957.66	-8603.20	-8139.14	-7612.54	-6818.20	-5782.27	-4684.10	-3588.46	-2466.02
18.8	0.00	-8517.50	-8130.78	-7636.81	-7041.82	-6122.92	-4926.44	-3724.47	-2596.94	-1581.24
24.6	0.00	-8234.02	-7828.67	-7315.44	-6672.55	-5662.21	-4357.04	-3102.90	-1984.46	-1089.36

\*\* COSTOS INCREMENTALES ( \$/MWH) \*\* MADRONAL PERIODO : 9 OCTUB-2001

QWD/XMX %	7.98	18.21	28.43	38.66	48.88	59.10	69.33	79.55	89.78	100.00
2.9	0.00	-12243.98	-11639.91	-11351.25	-11046.96	-10946.40	-10767.98	-10387.18	-9678.11	-9245.59
7.1	0.00	-10522.73	-10133.52	-9801.01	-9451.59	-8996.81	-8383.97	-7430.56	-6206.59	-4627.31
11.2	0.00	-9431.33	-9012.28	-8578.03	-8097.57	-7446.75	-6477.06	-5028.55	-3403.70	-1637.24
15.4	0.00	-8766.85	-8325.46	-7853.14	-7277.64	-6488.41	-5213.53	-3500.42	-1910.43	-551.26
19.5	0.00	-8364.21	-7910.56	-7420.66	-6773.04	-5886.51	-4382.88	-2549.91	-1133.63	-193.16

\*\* COSTOS INCREMENTALES ( \$/MWH) \*\* MADRONAL PERIODO : 10 NOVIE-2001

QWD/XMX %	8.12	18.33	28.54	38.75	48.96	59.17	69.37	79.58	89.79	100.00
7.7	0.00	-14308.84	-13234.62	-12861.39	-12170.18	-11188.70	-10886.48	-10571.21	-10211.84	-9695.34
13.1	0.00	-11901.47	-11347.65	-10925.24	-10414.08	-9915.33	-9476.89	-8829.15	-7743.97	-5905.36
18.6	0.00	-10584.98	-10119.92	-9662.55	-9165.25	-8696.29	-8037.23	-7101.30	-5341.94	-2873.71
24.1	0.00	-9776.49	-9313.50	-8828.79	-8316.08	-7791.88	-6949.15	-5833.18	-3616.90	-1283.07
29.6	0.00	-9244.67	-8773.54	-8274.51	-7755.11	-7174.26	-6191.37	-4968.49	-2483.99	-559.39

\*\* COSTOS INCREMENTALES ( \$/MWH) \*\* MADRONAL PERIODO : 11 DICIE-2001

QWD/XMX %	14.86	24.32	33.78	43.24	52.70	62.16	71.62	81.08	90.54	100.00
12.4	0.00	-16421.80	-16031.76	-15720.98	-14732.43	-12850.05	-12478.19	-12168.87	-11339.14	-10485.37
17.8	0.00	-13466.05	-12999.68	-12581.30	-11892.20	-10903.17	-10565.61	-10165.60	-9298.54	-8396.68
23.2	0.00	-11666.05	-11189.52	-10727.84	-10171.07	-9528.01	-9136.40	-8560.38	-7462.68	-6363.80
28.6	0.00	-10494.46	-10019.30	-9536.41	-9020.11	-8485.62	-8020.52	-7266.24	-5913.46	-4647.46
34.1	0.00	-9678.61	-9204.62	-8709.32	-8196.63	-7685.11	-7156.24	-6248.77	-4677.27	-3317.99

\*\* COSTOS INCREMENTALES ( \$/MWH) \*\* MADRONAL PERIODO : 12 ENERO-2002

QWD/XMX %	14.86	24.32	33.78	43.24	52.70	62.16	71.62	81.08	90.54	100.00
9.9	0.00	-18755.79	-17887.75	-17674.11	-16212.46	-14132.96	-13662.19	-12269.93	-11005.89	-10352.27
14.0	0.00	-15325.36	-14209.58	-13823.35	-12768.94	-11435.12	-10979.60	-9986.36	-9016.29	-7898.36
18.2	0.00	-12604.16	-11533.73	-11037.65	-10300.66	-9400.76	-8899.41	-8111.02	-7249.14	-5661.80
22.3	0.00	-10695.49	-9744.87	-9193.97	-8630.75	-7928.65	-7374.08	-6685.23	-5842.02	-3912.97
26.4	0.00	-9393.24	-8556.47	-7987.05	-7503.14	-6877.86	-6283.51	-5643.72	-4784.82	-2656.31

\*\* COSTOS INCREMENTALES ( \$/MWH) \*\* MADRONAL PERIODO : 13 FEBRE-2002

QWD/XMX %	11.90	21.69	31.48	41.27	51.06	60.84	70.63	80.42	90.21	100.00
-----------	-------	-------	-------	-------	-------	-------	-------	-------	-------	--------

5.8	0.00	-19955.98	-19938.88	-17581.62	-14880.09	-14567.84	-13538.06	-11550.19	-11226.04	-9773.79
9.4	0.00	-15157.58	-15067.01	-13193.61	-11346.94	-10969.14	-10090.67	-8815.51	-8356.67	-7195.04
12.9	0.00	-11386.04	-11201.48	-9979.36	-8839.83	-8415.61	-7637.07	-6687.29	-6147.75	-5145.35
16.4	0.00	-9039.78	-8779.15	-7959.37	-7198.16	-6740.98	-6019.96	-5207.55	-4611.43	-3684.13
20.0	0.00	-7636.69	-7324.16	-6716.75	-6137.07	-5656.56	-4969.49	-4218.43	-3578.82	-2684.01

\*\* COSTOS INCREMENTALES ( \$/MWH) \*\* MADRONAL PERIODO : 14 MARZO-2002

QWD/XMX %	5.33	15.85	26.37	36.89	47.41	57.92	68.44	78.96	89.48	100.00
3.8	0.00	-20362.45	-20258.65	-19391.65	-15559.23	-15384.59	-13372.40	-9050.06	-8687.22	-7836.05
8.3	0.00	-12244.35	-11949.90	-11314.28	-10026.05	-9621.11	-8457.42	-6779.41	-6326.58	-5514.42
12.8	0.00	-8704.10	-8344.83	-7794.21	-7180.00	-6704.61	-5849.13	-4899.07	-4265.60	-3332.73
17.3	0.00	-7147.52	-6727.42	-6210.95	-5727.79	-5240.01	-4506.92	-3703.78	-2933.24	-1932.07
21.9	0.00	-6352.81	-5907.23	-5436.02	-5005.07	-4507.32	-3812.46	-3024.17	-2168.60	-1162.90

\*\* COSTOS INCREMENTALES ( \$/MWH) \*\* MADRONAL PERIODO : 15 ABRIL-2002

QWD/XMX %	0.18	11.27	22.36	33.46	44.55	55.64	66.73	77.82	88.91	100.00
4.3	0.00	-20057.07	-20039.23	-17318.02	-10883.58	-10607.07	-9455.83	-8144.70	-7862.94	-7358.26
7.7	0.00	-12514.70	-12210.30	-10260.95	-8569.39	-8135.95	-7307.24	-6485.87	-5981.86	-5142.31
11.0	0.00	-8862.96	-8331.56	-7417.99	-6751.17	-6255.83	-5532.57	-4748.55	-3920.55	-2610.00
14.4	0.00	-7300.57	-6752.75	-6107.40	-5668.41	-5160.40	-4420.68	-3543.37	-2521.60	-1085.09
17.8	0.00	-6545.10	-6024.00	-5479.18	-5098.92	-4578.07	-3805.59	-2859.34	-1757.49	-421.69

\*\* COSTOS INCREMENTALES ( \$/MWH) \*\* MADRONAL PERIODO : 16 MAYO -2002

QWD/XMX %	0.18	11.27	22.36	33.46	44.55	55.64	66.73	77.82	88.91	100.00
7.0	0.00	-13468.66	-13299.85	-11855.18	-9950.46	-9672.45	-9161.89	-8159.04	-7124.93	-6341.69
11.2	0.00	-10431.92	-10194.01	-9283.69	-8214.73	-7898.32	-7379.81	-6459.28	-5440.92	-4299.26
15.5	0.00	-8804.06	-8520.13	-7812.38	-7056.65	-6710.16	-6164.34	-5267.65	-4206.36	-2896.48
19.7	0.00	-7817.05	-7500.60	-6886.05	-6265.04	-5897.41	-5327.79	-4430.31	-3323.75	-1977.49
24.0	0.00	-7167.73	-6827.41	-6262.29	-5706.64	-5323.88	-4735.38	-3828.39	-2687.20	-1375.44

\*\* COSTOS INCREMENTALES ( \$/MWH) \*\* MADRONAL PERIODO : 17 JUNIO-2002

QWD/XMX %	2.06	12.95	23.83	34.71	45.59	56.47	67.35	78.24	89.12	100.00
10.7	0.00	-15269.46	-14767.67	-14670.72	-12833.46	-10973.77	-10659.66	-9902.21	-8191.88	-7626.79
14.7	0.00	-11215.66	-10672.70	-10456.55	-9548.71	-8561.26	-8243.63	-7551.17	-6332.83	-5275.62
18.8	0.00	-8817.68	-8331.90	-7989.67	-7367.44	-6696.43	-6325.31	-5651.97	-4648.29	-3169.24
22.8	0.00	-7376.87	-6929.40	-6495.28	-5950.75	-5404.05	-4987.00	-4321.65	-3372.43	-1756.33
26.9	0.00	-6465.37	-6035.67	-5548.19	-5037.13	-4547.95	-4101.29	-3436.92	-2483.11	-935.84

** COSTOS INCREMENTALES ( \$/MWH) **		MADRONAL		PERIODO : 18		JULIO-2002				
QWD/XMX %	5.61	16.10	26.59	37.07	47.56	58.05	68.54	79.02	89.51	100.00
8.1	0.00	-17754.67	-15505.17	-15426.27	-14069.88	-11138.83	-10956.79	-10446.36	-9000.49	-8007.40
11.9	0.00	-12468.59	-10827.24	-10626.59	-9693.27	-8620.62	-8311.15	-7798.38	-6823.10	-5966.25
15.7	0.00	-9075.12	-8334.82	-7992.50	-7147.56	-6558.80	-6142.92	-5601.86	-4821.89	-3801.07
19.4	0.00	-7169.20	-6730.27	-6293.98	-5567.52	-5074.28	-4608.72	-4062.81	-3328.99	-2176.78
23.2	0.00	-6076.54	-5682.12	-5203.52	-4587.96	-4108.48	-3622.99	-3082.68	-2349.30	-1186.33

** COSTOS INCREMENTALES ( \$/MWH) **		MADRONAL		PERIODO : 19		AGOST-2002				
QWD/XMX %	7.97	18.20	28.42	38.65	48.87	59.10	69.32	79.55	89.77	100.00
4.4	0.00	-15620.97	-15393.44	-15218.69	-13854.72	-10810.86	-10660.31	-9956.31	-8662.68	-7753.61
7.8	0.00	-10417.85	-10246.01	-9723.07	-9019.66	-8130.11	-7794.52	-7148.89	-6261.61	-5363.07
11.1	0.00	-8036.40	-7834.94	-7163.44	-6570.21	-6022.09	-5538.07	-4921.96	-4218.36	-3242.43
14.5	0.00	-6627.62	-6368.57	-5716.02	-5147.64	-4619.10	-4064.70	-3471.19	-2839.47	-1864.26
17.9	0.00	-5747.08	-5442.36	-4844.74	-4287.76	-3738.64	-3156.12	-2577.98	-1971.13	-1062.40

** COSTOS INCREMENTALES ( \$/MWH) **		MADRONAL		PERIODO : 20		SEPTI-2002				
QWD/XMX %	8.45	18.62	28.79	38.96	49.14	59.31	69.48	79.65	89.83	100.00
1.6	0.00	-14868.27	-14767.47	-14490.18	-12188.67	-10734.67	-9940.78	-8479.33	-7774.23	-7393.87
7.4	0.00	-8534.72	-8199.71	-7861.75	-7043.82	-6503.14	-5861.35	-5000.79	-4361.59	-3688.12
13.1	0.00	-6946.39	-6552.85	-6184.58	-5531.47	-4980.52	-4302.74	-3537.25	-2861.10	-2163.09
18.8	0.00	-6168.59	-5761.92	-5372.47	-4775.03	-4182.50	-3472.17	-2738.81	-2051.44	-1403.10
24.6	0.00	-5704.75	-5296.90	-4894.13	-4321.32	-3694.34	-2960.17	-2242.75	-1557.29	-972.26

** COSTOS INCREMENTALES ( \$/MWH) **		MADRONAL		PERIODO : 21		OCTUB-2002				
QWD/XMX %	7.98	18.21	28.43	38.66	48.88	59.10	69.33	79.55	89.78	100.00
2.9	0.00	-15932.27	-15879.28	-13519.86	-10959.42	-10863.02	-10355.17	-8742.16	-8339.11	-7866.07
7.1	0.00	-9136.98	-8926.23	-8273.73	-7635.07	-7284.70	-6709.11	-5710.90	-5043.43	-3915.63
11.2	0.00	-7232.11	-6862.48	-6317.86	-5836.00	-5284.97	-4526.80	-3578.87	-2701.42	-1440.78
15.4	0.00	-6298.06	-5857.66	-5363.87	-4876.63	-4231.50	-3368.53	-2386.63	-1504.89	-503.24
19.5	0.00	-5780.53	-5317.70	-4854.66	-4334.55	-3646.06	-2713.27	-1714.38	-899.78	-181.36

** COSTOS INCREMENTALES ( \$/MWH) **		MADRONAL		PERIODO : 22		NOVIE-2002				
QWD/XMX %	8.12	18.33	28.54	38.75	48.96	59.17	69.37	79.58	89.79	100.00
7.7	0.00	-14922.71	-14842.47	-14628.09	-11307.89	-10968.63	-10441.98	-9015.81	-8333.57	-7819.78
13.1	0.00	-10501.61	-10315.50	-9885.30	-8756.47	-8475.35	-7857.41	-6840.29	-5951.91	-4805.06
18.6	0.00	-8647.06	-8354.98	-7764.03	-7110.41	-6729.75	-5948.11	-5027.40	-3850.34	-2455.74

24.1	0.00	-7644.89	-7265.28	-6599.70	-6060.00	-5588.47	-4739.08	-3835.85	-2443.78	-1167.46
29.6	0.00	-7012.64	-6571.62	-5894.58	-5400.08	-4865.42	-4000.55	-3091.43	-1581.81	-544.45

**\*\* COSTOS INCREMENTALES ( \$/MWH) \*\* MADRONAL PERIODO : 23 DICIE-2002**

QWD/XMX %	14.86	24.32	33.78	43.24	52.70	62.16	71.62	81.08	90.54	100.00
12.4	0.00	-16032.93	-15950.54	-15718.14	-12344.40	-11391.92	-11242.88	-9453.83	-8415.64	-7318.04
17.8	0.00	-12627.81	-12457.28	-12088.73	-9937.89	-9404.43	-9128.78	-7611.08	-6767.13	-5628.92
23.2	0.00	-10298.32	-10038.26	-9576.09	-8210.80	-7759.44	-7366.85	-6106.23	-5272.98	-4097.00
28.6	0.00	-8784.72	-8444.33	-7920.98	-6966.45	-6491.39	-6020.96	-4960.39	-4063.08	-2884.07
34.1	0.00	-7780.89	-7374.72	-6817.27	-6067.04	-5551.32	-5040.24	-4120.40	-3141.54	-1994.04

**\*\* COSTOS INCREMENTALES ( \$/MWH) \*\* MADRONAL PERIODO : 24 ENERO 2003**

QWD/XMX %	14.86	24.32	33.78	43.24	52.70	62.16	71.62	81.08	90.54	100.00
9.9	0.00	-17280.16	-17217.32	-17124.87	-13384.83	-12286.64	-10729.01	-8472.13	-7522.10	-6939.72
14.0	0.00	-13813.87	-13649.10	-13401.15	-10530.92	-9790.02	-8453.17	-6756.77	-6086.25	-5391.29
18.2	0.00	-10878.45	-10599.08	-10208.85	-8257.08	-7720.83	-6619.07	-5368.27	-4832.12	-3989.00
22.3	0.00	-8771.09	-8390.97	-7912.68	-6609.59	-6164.19	-5258.27	-4327.35	-3840.21	-2859.19
26.4	0.00	-7330.11	-6874.78	-6358.77	-5461.06	-5048.25	-4288.69	-3575.31	-3096.29	-2011.19

**\*\* COSTOS INCREMENTALES ( \$/MWH) \*\* MADRONAL PERIODO : 25 FEBRE-2003**

QWD/XMX %	11.90	21.69	31.48	41.27	51.06	60.84	70.63	80.42	90.21	100.00
5.8	0.00	-19200.67	-19188.96	-15761.30	-11648.61	-11408.52	-10332.46	-8215.76	-8053.59	-7302.34
9.4	0.00	-13609.32	-13542.22	-11028.36	-8625.43	-8349.40	-7462.10	-6137.02	-5882.81	-5165.24
12.9	0.00	-9614.83	-9467.96	-7819.83	-6433.12	-6148.08	-5428.99	-4505.79	-4202.00	-3561.63
16.4	0.00	-7169.87	-6950.56	-5849.90	-4983.56	-4696.11	-4097.21	-3380.67	-3048.70	-2472.30
20.0	0.00	-5709.81	-5435.86	-4647.28	-4046.58	-3757.00	-3238.54	-2641.22	-2290.51	-1753.94

**\*\* COSTOS INCREMENTALES ( \$/MWH) \*\* MADRONAL PERIODO : 26 MARZO-2003**

QWD/XMX %	5.33	15.85	26.37	36.89	47.41	57.92	68.44	78.96	89.48	100.00
3.8	0.00	-18042.98	-18032.35	-17069.89	-12483.34	-12409.86	-11499.00	-6286.89	-6051.33	-5762.33
8.3	0.00	-10416.92	-10337.02	-9589.87	-7894.28	-7676.52	-6760.29	-4544.15	-4299.18	-3855.97
12.8	0.00	-6919.60	-6728.70	-6049.59	-5153.99	-4885.20	-4214.30	-3167.84	-2808.89	-2243.31
17.3	0.00	-5267.77	-4994.06	-4398.88	-3769.66	-3478.83	-2963.85	-2320.46	-1881.97	-1268.29
21.9	0.00	-4422.67	-4104.71	-3591.27	-3108.57	-2801.69	-2355.13	-1851.54	-1367.50	-751.64

**\*\* COSTOS INCREMENTALES ( \$/MWH) \*\* MADRONAL PERIODO : 27 ABRIL-2003**

QWD/XMX %	0.18	11.27	22.36	33.46	44.55	55.64	66.73	77.82	88.91	100.00
-----------	------	-------	-------	-------	-------	-------	-------	-------	-------	--------



4.3	0.00	-17903.39	-17902.47	-16853.86	-8459.56	-8315.64	-7967.02	-6273.04	-5587.68	-5152.77
7.7	0.00	-10959.40	-10910.55	-9723.30	-6483.12	-6260.29	-5737.52	-4749.51	-4200.35	-3571.88
11.0	0.00	-7217.10	-7050.63	-6060.05	-4857.48	-4551.40	-3982.34	-3317.31	-2746.99	-1840.75
14.4	0.00	-5483.87	-5223.05	-4479.02	-3846.23	-3493.56	-2930.66	-2376.75	-1751.91	-773.42
17.8	0.00	-4662.73	-4350.87	-3761.07	-3314.52	-2942.52	-2391.03	-1870.37	-1210.43	-301.02

\*\* COSTOS INCREMENTALES ( \$/MWH) \*\* MADRONAL PERIODO : 28 MAYO -2003

QWD/XMX %	0.18	11.27	22.36	33.46	44.55	55.64	66.73	77.82	88.91	100.00
7.0	0.00	-11813.33	-11653.56	-11479.84	-8787.60	-7770.78	-7279.81	-6185.39	-5455.92	-4922.40
11.2	0.00	-8864.62	-8641.29	-8340.56	-6852.25	-6123.91	-5637.61	-4727.87	-4074.44	-3316.71
15.5	0.00	-7210.62	-6946.88	-6572.75	-5578.78	-5006.26	-4530.20	-3719.83	-3090.59	-2228.58
19.7	0.00	-6177.38	-5897.97	-5475.72	-4721.39	-4240.12	-3774.04	-3025.40	-2403.81	-1519.37
24.0	0.00	-5485.47	-5180.33	-4749.78	-4126.29	-3701.03	-3243.56	-2537.46	-1918.84	-1056.00

\*\* COSTOS INCREMENTALES ( \$/MWH) \*\* MADRONAL PERIODO : 29 JUNIO-2003

QWD/XMX %	2.06	12.95	23.83	34.71	45.59	56.47	67.35	78.24	89.12	100.00
10.7	0.00	-15380.64	-13611.14	-13105.52	-11073.18	-9682.96	-9500.92	-8488.49	-6023.09	-5266.28
14.7	0.00	-11101.73	-9595.74	-9107.62	-8003.35	-7187.69	-6883.35	-6079.55	-4432.87	-3710.88
18.8	0.00	-7974.50	-6997.16	-6577.99	-5800.49	-5193.27	-4830.24	-4184.11	-3094.17	-2311.68
22.8	0.00	-6027.02	-5368.04	-4975.17	-4344.52	-3835.34	-3464.85	-2925.05	-2135.10	-1328.62
26.9	0.00	-4841.22	-4337.69	-3953.12	-3419.20	-2978.81	-2619.95	-2142.92	-1498.57	-728.12

\*\* COSTOS INCREMENTALES ( \$/MWH) \*\* MADRONAL PERIODO : 30 JULIO-2003

QWD/XMX %	5.61	16.10	26.59	37.07	47.56	58.05	68.54	79.02	89.51	100.00
8.1	0.00	-16153.92	-16031.99	-15950.27	-13894.32	-9379.83	-8509.94	-7916.47	-6430.53	-5501.53
11.9	0.00	-11104.32	-10805.69	-10446.62	-9103.06	-6714.89	-6083.20	-5569.90	-4601.01	-3908.93
15.7	0.00	-7525.05	-7100.77	-6577.60	-5780.35	-4656.02	-4174.66	-3721.29	-3051.12	-2363.01
19.4	0.00	-5427.00	-5010.63	-4498.97	-3953.08	-3350.15	-2953.40	-2535.16	-1990.50	-1294.32
23.2	0.00	-4236.44	-3873.40	-3424.44	-2990.22	-2585.10	-2231.24	-1835.08	-1339.50	-681.08

\*\* COSTOS INCREMENTALES ( \$/MWH) \*\* MADRONAL PERIODO : 31 AGOST-2003

QWD/XMX %	7.97	18.20	28.42	38.65	48.87	59.10	69.32	79.55	89.77	100.00
4.4	0.00	-15889.74	-13574.47	-13307.28	-11864.33	-8458.88	-8402.18	-7691.90	-6293.30	-5591.19
7.8	0.00	-9768.01	-8277.41	-7983.45	-7139.85	-5999.44	-5824.93	-5197.96	-4271.48	-3579.19
11.1	0.00	-6361.07	-5749.31	-5439.65	-4779.07	-4166.73	-3895.00	-3365.60	-2709.43	-1988.43
14.5	0.00	-4737.55	-4413.17	-4072.74	-3528.08	-3071.87	-2748.60	-2282.72	-1754.76	-1074.90
17.9	0.00	-3915.59	-3660.45	-3300.00	-2831.00	-2434.64	-2088.11	-1658.74	-1191.95	-590.32

\*\* COSTOS INCREMENTALES ( \$/MWH) \*\* MADRONAL PERIODO : 32 SEPTI-2003

QWD/XMX %	8.45	18.62	28.79	38.96	49.14	59.31	69.48	79.65	89.83	100.00
1.6	0.00	-12904.89	-12883.95	-12856.82	-10264.15	-8640.69	-8509.50	-7404.69	-6278.20	-5561.47
7.4	0.00	-6830.47	-6678.19	-6488.42	-5495.12	-4919.26	-4561.58	-3902.93	-3254.09	-2552.38
13.1	0.00	-5279.17	-5065.84	-4804.98	-4100.27	-3605.98	-3172.34	-2632.48	-2065.44	-1433.50
18.8	0.00	-4533.72	-4291.90	-3999.18	-3423.25	-2945.10	-2482.01	-1992.43	-1456.25	-906.84
24.6	0.00	-4097.65	-3841.06	-3532.34	-3026.10	-2552.02	-2075.96	-1613.44	-1094.86	-618.37

\*\* COSTOS INCREMENTALES ( \$/MWH) \*\* MADRONAL PERIODO : 33 OCTUB-2003

QWD/XMX %	7.98	18.21	28.43	38.66	48.88	59.10	69.33	79.55	89.78	100.00
2.9	0.00	-14215.72	-14102.41	-14055.39	-10995.18	-9616.30	-8768.79	-7191.87	-6417.92	-5927.57
7.1	0.00	-7915.85	-7607.44	-7342.57	-6570.30	-6065.06	-5328.33	-4459.25	-3919.83	-3008.16
11.2	0.00	-5940.63	-5495.33	-5125.59	-4590.42	-4088.60	-3422.08	-2701.17	-2140.91	-1119.53
15.4	0.00	-4946.40	-4475.48	-4093.32	-3628.29	-3117.45	-2464.07	-1782.49	-1223.79	-392.83
19.5	0.00	-4400.85	-3944.43	-3570.07	-3122.53	-2610.92	-1948.34	-1289.90	-752.74	-141.82

\*\* COSTOS INCREMENTALES ( \$/MWH) \*\* MADRONAL PERIODO : 34 NOVI-2003

QWD/XMX %	8.12	18.33	28.54	38.75	48.96	59.17	69.37	79.58	89.79	100.00
7.7	0.00	-15225.48	-14520.77	-13087.18	-10088.85	-9344.21	-8753.57	-7323.60	-6298.24	-5923.43
13.1	0.00	-10607.71	-9972.97	-8762.76	-7823.35	-7277.14	-6623.65	-5554.96	-4635.88	-4020.11
18.6	0.00	-8023.42	-7518.41	-6674.23	-6115.07	-5600.69	-4879.82	-4052.62	-3072.23	-2289.36
24.1	0.00	-6662.10	-6171.99	-5468.01	-4966.11	-4472.65	-3745.82	-3030.43	-1962.44	-1192.59
29.6	0.00	-5875.16	-5375.22	-4733.60	-4251.62	-3769.80	-3060.39	-2389.58	-1263.26	-599.69

\*\* COSTOS INCREMENTALES ( \$/MWH) \*\* MADRONAL PERIODO : 35 DICIE-2003

QWD/XMX %	14.86	24.32	33.78	43.24	52.70	62.16	71.62	81.08	90.54	100.00
12.4	0.00	-15586.50	-14762.93	-14045.39	-10887.04	-9395.39	-9269.32	-7706.42	-6621.02	-5652.42
17.8	0.00	-12630.36	-11618.80	-10766.49	-8836.81	-7871.97	-7640.59	-6271.79	-5376.38	-4442.13
23.2	0.00	-10199.76	-9250.31	-8465.49	-7270.34	-6513.91	-6188.76	-5046.84	-4216.96	-3317.35
28.6	0.00	-8462.02	-7623.64	-6928.34	-6104.81	-5415.91	-5026.17	-4082.58	-3259.01	-2397.03
34.1	0.00	-7257.05	-6517.19	-5890.54	-5243.37	-4576.02	-4149.09	-3357.23	-2519.17	-1698.38

\*\* COSTOS INCREMENTALES ( \$/MWH) \*\* MADRONAL PERIODO : 36 ENERO-2004

QWD/XMX %	14.86	24.32	33.78	43.24	52.70	62.16	71.62	81.08	90.54	100.00
9.9	0.00	-15525.42	-15459.74	-15413.71	-11847.34	-10572.45	-9106.99	-6936.89	-5716.53	-5087.25
14.0	0.00	-12575.92	-12397.07	-12255.17	-9577.17	-8691.54	-7267.80	-5550.83	-4676.68	-4053.07
18.2	0.00	-10049.40	-9731.34	-9477.58	-7642.74	-6999.63	-5736.13	-4422.14	-3770.53	-3114.56
22.3	0.00	-8179.87	-7729.92	-7382.88	-6122.70	-5612.60	-4547.48	-3552.88	-3036.04	-2331.40

26.4	0.00	-6846.85	-6289.99	-5880.16	-4977.35	-4539.84	-3660.78	-2904.27	-2467.78	-1713.97
** COSTOS INCREMENTALES ( \$/MWH) **		MADRONAL			PERIODO :	37	FEBRE-2004			
QWD/XMX %	11.90	21.69	31.48	41.27	51.06	60.84	70.63	80.42	90.21	100.00
5.8	0.00	-18093.16	-17756.45	-14965.47	-10380.06	-9331.67	-8377.74	-6155.06	-5768.20	-5231.73
9.4	0.00	-13977.96	-13355.78	-10458.69	-7669.46	-6852.00	-6004.04	-4651.39	-4293.14	-3771.07
12.9	0.00	-10263.70	-9665.69	-7286.33	-5639.94	-5018.79	-4324.78	-3460.48	-3145.06	-2664.51
16.4	0.00	-7531.52	-7038.54	-5259.47	-4241.19	-3764.44	-3206.50	-2605.92	-2329.07	-1891.51
20.0	0.00	-5689.12	-5280.70	-3980.35	-3305.23	-2927.45	-2471.90	-2020.50	-1771.30	-1366.16
** COSTOS INCREMENTALES ( \$/MWH) **		MADRONAL			PERIODO :	38	MARZO-2004			
QWD/XMX %	5.33	15.85	26.37	36.89	47.41	57.92	68.44	78.96	89.48	100.00
3.8	0.00	-18379.09	-16412.79	-15151.14	-10458.23	-9882.95	-9079.85	-4450.41	-4279.80	-4030.79
8.3	0.00	-11058.86	-9656.23	-8419.06	-6629.68	-6030.19	-5237.51	-3204.53	-3053.92	-2738.64
12.8	0.00	-6423.17	-5822.21	-5069.87	-4105.15	-3721.31	-3181.86	-2247.84	-2046.49	-1700.93
17.3	0.00	-4381.34	-4026.55	-3494.83	-2843.22	-2581.40	-2200.39	-1676.78	-1440.76	-1078.06
21.9	0.00	-3460.20	-3169.57	-2741.43	-2269.99	-2052.09	-1741.03	-1370.93	-1114.71	-742.91
** COSTOS INCREMENTALES ( \$/MWH) **		MADRONAL			PERIODO :	39	ABRIL-2004			
QWD/XMX %	0.18	11.27	22.36	33.46	44.55	55.64	66.73	77.82	88.91	100.00
4.3	0.00	-16680.79	-15982.67	-14948.22	-6679.52	-6591.82	-6235.57	-4664.48	-4360.79	-3740.82
7.7	0.00	-11103.08	-9669.24	-8590.28	-5113.88	-4949.12	-4476.70	-3590.35	-3269.24	-2720.67
11.0	0.00	-6674.62	-6072.35	-5306.10	-3836.31	-3625.07	-3173.24	-2588.89	-2246.23	-1712.40
14.4	0.00	-4652.06	-4352.97	-3819.76	-3043.34	-2809.16	-2398.12	-1935.41	-1571.78	-1027.78
17.8	0.00	-3808.07	-3551.63	-3125.06	-2627.03	-2381.44	-1997.25	-1588.46	-1209.29	-657.33
** COSTOS INCREMENTALES ( \$/MWH) **		MADRONAL			PERIODO :	40	MAYO -2004			
QWD/XMX %	0.18	11.27	22.36	33.46	44.55	55.64	66.73	77.82	88.91	100.00
7.0	0.00	-10449.81	-10373.53	-10147.08	-7266.44	-6870.50	-5949.35	-4741.09	-4153.55	-3785.08
11.2	0.00	-7810.25	-7640.73	-7273.94	-5668.14	-5330.88	-4593.14	-3690.70	-3177.97	-2647.37
15.5	0.00	-6324.52	-6081.37	-5645.95	-4596.33	-4292.64	-3683.82	-2954.77	-2465.18	-1843.15
19.7	0.00	-5389.96	-5096.63	-4634.84	-3871.30	-3589.26	-3066.14	-2440.86	-1956.52	-1297.62
24.0	0.00	-4759.93	-4434.23	-3967.67	-3368.50	-3100.97	-2635.09	-2075.54	-1590.41	-927.99
** COSTOS INCREMENTALES ( \$/MWH) **		MADRONAL			PERIODO :	41	JUNIO-2004			
QWD/XMX %	2.06	12.95	23.83	34.71	45.59	56.47	67.35	78.24	89.12	100.00
10.7	0.00	-13808.55	-13683.48	-12115.86	-9363.49	-8033.98	-7927.56	-6836.11	-4923.23	-4639.75

14.7	0.00	-10047.03	-9808.58	-8449.49	-6833.82	-6151.56	-5928.78	-5055.40	-3796.70	-3406.59
18.8	0.00	-7253.80	-6942.68	-6035.12	-5029.57	-4566.26	-4274.56	-3613.41	-2792.04	-2241.35
22.8	0.00	-5457.02	-5145.97	-4512.84	-3803.98	-3431.71	-3127.90	-2614.62	-2023.78	-1370.47
26.9	0.00	-4332.63	-4053.42	-3552.43	-2995.04	-2683.93	-2392.05	-1968.76	-1486.51	-801.49

\*\* COSTOS INCREMENTALES ( \$/MWH) \*\* MADRONAL PERIODO : 42 JULIO-2004

QWD/XMX %	5.61	16.10	26.59	37.07	47.56	58.05	68.54	79.02	89.51	100.00
-----	-----	-----	-----	-----	-----	-----	-----	-----	-----	-----
8.1	0.00	-14597.24	-14356.79	-14353.22	-12261.78	-8343.72	-8245.78	-7574.86	-5814.63	-4824.49
11.9	0.00	-10167.60	-9907.81	-9873.78	-8354.17	-6265.11	-6140.67	-5525.16	-4282.50	-3670.38
15.7	0.00	-7115.94	-6727.67	-6628.05	-5584.25	-4474.13	-4306.67	-3794.26	-2963.98	-2490.44
19.4	0.00	-5251.59	-4825.74	-4650.47	-3894.54	-3209.87	-3010.65	-2594.22	-2031.27	-1558.35
23.2	0.00	-4094.17	-3712.28	-3471.69	-2890.06	-2415.86	-2199.90	-1850.62	-1445.18	-931.60

\*\* COSTOS INCREMENTALES ( \$/MWH) \*\* MADRONAL PERIODO : 43 AGOST-2004

QWD/XMX %	7.97	18.20	28.42	38.65	48.87	59.10	69.32	79.55	89.77	100.00
-----	-----	-----	-----	-----	-----	-----	-----	-----	-----	-----
4.4	0.00	-14531.06	-14275.26	-14269.75	-12234.73	-8178.17	-8102.90	-7184.96	-5350.54	-4339.48
7.8	0.00	-9528.35	-9288.61	-9230.20	-7803.39	-5955.22	-5789.71	-4990.50	-3801.03	-3175.83
11.1	0.00	-6624.28	-6285.73	-6141.89	-5105.92	-4139.90	-3915.28	-3311.55	-2572.42	-2177.31
14.5	0.00	-4969.74	-4598.98	-4378.45	-3590.95	-2963.30	-2714.20	-2262.94	-1770.47	-1462.82
17.9	0.00	-3964.87	-3610.86	-3333.77	-2719.01	-2253.22	-1997.22	-1643.12	-1275.16	-974.51

\*\* COSTOS INCREMENTALES ( \$/MWH) \*\* MADRONAL PERIODO : 44 SEPTI-2004

QWD/XMX %	8.45	18.62	28.79	38.96	49.14	59.31	69.48	79.65	89.83	100.00
-----	-----	-----	-----	-----	-----	-----	-----	-----	-----	-----
1.6	0.00	-13848.20	-13816.26	-13744.64	-10126.68	-7545.92	-6947.75	-5744.10	-4753.08	-4256.70
7.4	0.00	-7596.61	-7315.30	-6981.97	-5337.77	-4337.16	-3907.38	-3246.82	-2774.24	-2393.67
13.1	0.00	-5553.33	-5180.02	-4815.06	-3779.78	-3156.64	-2772.94	-2277.97	-1908.77	-1567.88
18.8	0.00	-4521.32	-4130.55	-3780.01	-3023.17	-2539.79	-2175.82	-1754.92	-1423.87	-1110.70
24.6	0.00	-3900.66	-3518.05	-3186.97	-2584.01	-2164.57	-1810.86	-1430.55	-1118.58	-826.97

\*\* COSTOS INCREMENTALES ( \$/MWH) \*\* MADRONAL PERIODO : 45 OCTUB-2004

QWD/XMX %	7.98	18.21	28.43	38.66	48.88	59.10	69.33	79.55	89.78	100.00
-----	-----	-----	-----	-----	-----	-----	-----	-----	-----	-----
2.9	0.00	-14921.62	-13169.58	-12551.99	-9201.23	-7977.57	-7316.39	-5945.52	-5091.85	-4797.96
7.1	0.00	-8422.26	-7068.93	-6578.08	-5501.82	-5152.17	-4585.72	-3816.79	-3297.63	-2847.65
11.2	0.00	-5667.56	-4859.97	-4480.93	-3858.50	-3488.93	-2979.34	-2400.40	-1909.84	-1360.88
15.4	0.00	-4391.97	-3803.29	-3444.01	-3008.91	-2620.06	-2104.29	-1573.58	-1113.76	-613.37
19.5	0.00	-3734.47	-3255.10	-2914.77	-2546.97	-2151.65	-1619.79	-1108.65	-680.96	-277.42

\*\* COSTOS INCREMENTALES ( \$/MWH) \*\* MADRONAL PERIODO : 46 NOVIE-2004

QWD/XMX %	8.12	18.33	28.54	38.75	48.96	59.17	69.37	79.58	89.79	100.00
7.7	0.00	-13651.73	-13475.62	-12204.87	-9406.20	-8132.10	-7940.09	-6217.77	-5276.46	-4927.91
13.1	0.00	-9378.94	-9290.46	-8226.88	-6942.45	-6479.97	-6048.19	-4743.70	-3988.36	-3406.97
18.6	0.00	-7074.00	-6923.43	-6124.35	-5367.12	-5015.22	-4427.62	-3491.96	-2685.46	-1977.54
24.1	0.00	-5894.49	-5655.21	-4918.15	-4356.91	-3975.80	-3358.35	-2634.56	-1722.28	-1045.90
29.6	0.00	-5229.27	-4914.10	-4201.97	-3734.98	-3312.21	-2723.66	-2098.74	-1106.94	-532.20

\*\* COSTOS INCREMENTALES ( \$/MWH) \*\* MADRONAL PERIODO : 47 DICIE-2004

QWD/XMX %	14.86	24.32	33.78	43.24	52.70	62.16	71.62	81.08	90.54	100.00
12.4	0.00	-13934.08	-13924.50	-13882.18	-10082.43	-8706.49	-8579.54	-6712.11	-5603.46	-4533.90
17.8	0.00	-11349.16	-11308.95	-11165.77	-8330.18	-7463.41	-7212.73	-5531.87	-4737.76	-3700.80
23.2	0.00	-9260.33	-9172.22	-8900.53	-6929.36	-6312.98	-5947.81	-4538.25	-3928.56	-2923.31
28.6	0.00	-7794.62	-7653.64	-7259.74	-5864.06	-5342.66	-4893.06	-3748.73	-3244.98	-2263.38
34.1	0.00	-6794.94	-6604.85	-6110.43	-5069.80	-4570.89	-4067.04	-3144.22	-2703.66	-1737.01

\*\* COSTOS INCREMENTALES ( \$/MWH) \*\* MADRONAL PERIODO : 48 ENERO-2005

QWD/XMX %	14.86	24.32	33.78	43.24	52.70	62.16	71.62	81.08	90.54	100.00
9.9	0.00	-15775.41	-15741.89	-15698.69	-11163.72	-9693.37	-7838.65	-5718.39	-4712.26	-3989.93
14.0	0.00	-12972.22	-12849.17	-12685.87	-9091.45	-8189.79	-6410.07	-4699.45	-3957.34	-3279.39
18.2	0.00	-10522.36	-10271.88	-9946.15	-7337.24	-6726.08	-5169.10	-3833.08	-3276.50	-2652.40
22.3	0.00	-8654.84	-8272.71	-7794.91	-5945.66	-5469.18	-4177.92	-3147.25	-2715.48	-2137.90
26.4	0.00	-7315.01	-6818.34	-6224.09	-4886.95	-4472.72	-3425.64	-2627.77	-2279.36	-1735.10

\*\* COSTOS INCREMENTALES ( \$/MWH) \*\* MADRONAL PERIODO : 49 FEBRE-2005

QWD/XMX %	11.90	21.69	31.48	41.27	51.06	60.84	70.63	80.42	90.21	100.00
5.8	0.00	-18005.51	-17497.09	-13443.33	-9209.83	-8428.55	-6845.02	-4787.72	-4666.83	-4167.67
9.4	0.00	-14675.70	-14276.94	-10343.04	-7343.57	-6541.31	-5197.59	-3899.90	-3700.90	-3196.87
12.9	0.00	-11530.03	-10917.05	-7773.97	-5747.52	-5014.07	-3988.54	-3151.30	-2911.02	-2452.66
16.4	0.00	-8980.94	-8182.18	-5907.75	-4525.11	-3900.89	-3148.27	-2572.23	-2319.77	-1915.43
20.0	0.00	-7077.76	-6212.14	-4617.05	-3639.69	-3125.39	-2570.36	-2143.78	-1895.50	-1534.40

\*\* COSTOS INCREMENTALES ( \$/MWH) \*\* MADRONAL PERIODO : 50 MARZO-2005

QWD/XMX %	5.33	15.85	26.37	36.89	47.41	57.92	68.44	78.96	89.48	100.00
3.8	0.00	-17158.49	-16269.52	-14059.39	-8711.75	-8645.30	-7921.74	-4271.71	-3966.37	-3683.69
8.3	0.00	-12178.69	-11712.27	-9076.34	-6284.69	-6070.10	-5235.75	-3420.27	-3151.22	-2837.04
12.8	0.00	-7796.73	-7455.31	-5773.65	-4478.16	-4215.70	-3589.10	-2676.85	-2404.09	-2052.38
17.3	0.00	-5372.95	-5068.88	-4086.78	-3325.48	-3069.37	-2639.80	-2126.10	-1843.98	-1441.84
21.9	0.00	-4172.37	-3852.63	-3204.33	-2681.99	-2441.60	-2129.26	-1788.03	-1495.06	-1049.60

** COSTOS INCREMENTALES ( \$/MWH) **		MADRONAL		PERIODO : 51		ABRIL-2005				
QWD/XMX %	0.18	11.27	22.36	33.46	44.55	55.64	66.73	77.82	88.91	100.00
4.3	0.00	-15159.84	-15153.88	-14161.03	-7067.70	-6697.69	-6235.61	-5103.51	-4337.78	-3838.98
7.7	0.00	-10924.60	-10877.54	-9597.34	-5906.25	-5452.38	-4920.15	-4165.13	-3608.15	-3175.99
11.0	0.00	-7517.94	-7300.59	-6230.67	-4792.25	-4341.97	-3850.65	-3339.99	-2890.04	-2372.69
14.4	0.00	-5915.08	-5511.23	-4649.70	-3915.42	-3505.30	-3098.15	-2727.00	-2305.35	-1625.36
17.8	0.00	-5126.79	-4605.56	-3909.84	-3378.34	-3004.52	-2663.65	-2358.66	-1927.89	-1121.40

** COSTOS INCREMENTALES ( \$/MWH) **		MADRONAL		PERIODO : 52		MAYO -2005				
QWD/XMX %	0.18	11.27	22.36	33.46	44.55	55.64	66.73	77.82	88.91	100.00
7.0	0.00	-12117.06	-11591.29	-11018.84	-8892.88	-7476.72	-6584.11	-6102.77	-5813.09	-4975.59
11.2	0.00	-10123.65	-9331.25	-8642.92	-7282.57	-6310.56	-5551.91	-5081.62	-4723.83	-3873.20
15.5	0.00	-8931.94	-7989.06	-7214.52	-6196.08	-5440.31	-4796.09	-4355.60	-3953.66	-3037.26
19.7	0.00	-8197.97	-7160.27	-6311.33	-5444.04	-4804.51	-4249.50	-3838.41	-3405.28	-2414.64
24.0	0.00	-7717.47	-6613.81	-5705.78	-4907.81	-4337.80	-3850.02	-3463.66	-3006.87	-1949.17

** COSTOS INCREMENTALES ( \$/MWH) **		MADRONAL		PERIODO : 53		JUNIO-2005				
QWD/XMX %	2.06	12.95	23.83	34.71	45.59	56.47	67.35	78.24	89.12	100.00
10.7	0.00	-18648.99	-14951.44	-13233.13	-12559.24	-12438.46	-10939.45	-8478.51	-7553.17	-7221.85
14.7	0.00	-16670.09	-13104.92	-10855.08	-9593.15	-9249.22	-8343.46	-7017.55	-6231.21	-5725.63
18.8	0.00	-14935.30	-11481.56	-9147.56	-7619.48	-7006.00	-6408.40	-5676.35	-5017.93	-4315.53
22.8	0.00	-13538.32	-10219.76	-8088.23	-6473.68	-5636.00	-5117.87	-4629.96	-4081.86	-3201.12
26.9	0.00	-12464.83	-9296.65	-7418.92	-5784.51	-4802.63	-4283.54	-3897.81	-3429.29	-2409.36

** COSTOS INCREMENTALES ( \$/MWH) **		MADRONAL		PERIODO : 54		JULIO-2005				
QWD/XMX %	5.61	16.10	26.59	37.07	47.56	58.05	68.54	79.02	89.51	100.00
8.1	0.00	-34605.73	-27340.79	-20768.59	-15336.87	-14227.07	-13984.37	-13396.54	-11259.78	-8891.09
11.9	0.00	-30768.70	-23735.83	-17641.83	-12907.09	-11256.57	-10622.32	-9788.31	-8412.31	-7065.62
15.7	0.00	-27104.05	-20446.02	-14793.56	-10694.70	-8607.31	-7694.00	-7005.94	-6330.83	-5453.97
19.4	0.00	-24043.41	-17798.93	-12559.35	-9175.57	-7020.83	-5962.07	-5405.31	-5015.52	-4206.59
23.2	0.00	-21724.04	-15835.27	-10939.86	-8235.57	-6126.61	-5019.51	-4533.92	-4213.01	-3324.74

** COSTOS INCREMENTALES ( \$/MWH) **		MADRONAL		PERIODO : 55		AGOST-2005				
QWD/XMX %	7.97	18.20	28.42	38.65	48.87	59.10	69.32	79.55	89.77	100.00
4.4	0.00	-62241.18	-50291.59	-38575.28	-27370.19	-18153.24	-15600.53	-14684.77	-13967.93	-12568.69
7.8	0.00	-54921.85	-43112.05	-31808.68	-21807.34	-14494.98	-11546.78	-10750.64	-10433.72	-9444.58

11.1	0.00	-48087.76	-36565.04	-25945.41	-17300.72	-11547.73	-8850.80	-8099.33	-7820.75	-7014.16
14.5	0.00	-42525.82	-31372.95	-21531.07	-14103.15	-9591.92	-7352.96	-6670.30	-6343.71	-5312.88
17.9	0.00	-38324.36	-27530.37	-18393.53	-11925.90	-8354.99	-6512.88	-5885.06	-5492.14	-4092.82

**\*\* COSTOS INCREMENTALES ( \$/MWH) \*\* MADRONAL PERIODO : 56 SEPTI-2005**

QWD/XMX %	8.45	18.62	28.79	38.96	49.14	59.31	69.48	79.65	89.83	100.00
1.6	0.00	-111550.34	-91497.48	-71705.99	-52187.16	-33500.22	-19711.78	-15534.01	-15477.29	-15429.13
7.4	0.00	-94446.01	-74429.30	-54910.21	-36783.49	-21796.98	-13477.07	-11370.05	-10993.88	-10575.89
13.1	0.00	-85971.41	-65993.24	-46832.19	-30016.60	-17369.50	-11260.99	-9673.16	-9153.88	-8414.07
18.8	0.00	-80624.20	-60679.49	-41830.99	-26045.19	-14957.06	-10117.09	-8804.24	-8214.21	-7207.87
24.6	0.00	-76939.45	-57022.41	-38427.35	-23433.88	-13437.85	-9424.31	-8294.96	-7663.80	-6439.93

**\*\* COSTOS INCREMENTALES ( \$/MWH) \*\* MADRONAL PERIODO : 57 OCTOB-2005**

QWD/XMX %	7.98	18.21	28.43	38.66	48.88	59.10	69.33	79.55	89.78	100.00
2.9	0.00	-208660.31	-174338.27	-140522.95	-106970.09	-73186.09	-40626.05	-21843.42	-17871.18	-17063.91
7.1	0.00	-184973.48	-150597.53	-116637.44	-83012.68	-50784.53	-24768.66	-16758.17	-15272.40	-14536.21
11.2	0.00	-167846.55	-133464.61	-99409.40	-66297.38	-37505.66	-18384.55	-14738.86	-13594.10	-12430.27
15.4	0.00	-155558.89	-121189.07	-87075.35	-54717.16	-29621.96	-15812.81	-13475.82	-12150.30	-10674.56
19.5	0.00	-147185.31	-112828.16	-78680.26	-46997.94	-24877.36	-14650.78	-12522.46	-11018.92	-9472.16

**\*\* COSTOS INCREMENTALES ( \$/MWH) \*\* MADRONAL PERIODO : 58 NOVI-2005**

QWD/XMX %	8.12	18.33	28.54	38.75	48.96	59.17	69.37	79.58	89.79	100.00
7.7	0.00	-396420.28	-337290.44	-279161.72	-221852.25	-164694.38	-105909.58	-49074.71	-23076.77	-19305.72
13.1	0.00	-375174.78	-315892.06	-257212.30	-199365.25	-141631.66	-84080.93	-35486.95	-19555.87	-17607.49
18.6	0.00	-356927.06	-297646.34	-238697.23	-180411.38	-122286.71	-67190.64	-28033.26	-17819.78	-16210.67
24.1	0.00	-342449.50	-283231.59	-224274.47	-165732.30	-107410.56	-55158.30	-23998.66	-16925.97	-15182.73
29.6	0.00	-331680.28	-272534.88	-213676.53	-154989.81	-96556.95	-46825.82	-21640.19	-16390.17	-14447.05

**\*\* COSTOS INCREMENTALES ( \$/MWH) \*\* MADRONAL PERIODO : 59 DICIE-2005**

QWD/XMX %	14.86	24.32	33.78	43.24	52.70	62.16	71.62	81.08	90.54	100.00
12.4	0.00	-719787.50	-624423.19	-530978.06	-438895.72	-347302.59	-255411.20	-156569.42	-62477.83	-30189.05
17.8	0.00	-706771.00	-610556.63	-515303.91	-421886.75	-329683.19	-237561.86	-142741.98	-55042.13	-25611.56
23.2	0.00	-693755.31	-598301.88	-502462.97	-407902.91	-315016.75	-221964.02	-128454.98	-49592.50	-23040.38
28.6	0.00	-681875.50	-587541.38	-492036.09	-396918.03	-303569.00	-209146.61	-115674.33	-45328.05	-21672.25
34.1	0.00	-671723.00	-578346.69	-483554.13	-388410.81	-294884.91	-198935.08	-104992.23	-41919.70	-20945.53

**\*\* COSTOS INCREMENTALES ( \$/MWH) \*\* MIRAFLORES PERIODO : 1 FEBRE-2001**

QWD/XMX %	88.46
-----------	-------

-----  
15.0            0.00

**\*\* COSTOS INCREMENTALES ( \$/MWH) \*\*      MIRAFLORES      PERIODO :      2      MARZO-2001**

QWD/XMX %	10.53	20.47	30.41	40.35	50.29	60.24	70.18	80.12	90.06	100.00
1.8	0.00	-19197.93	-19062.38	-18968.09	-17713.98	-15800.48	-15616.95	-15534.78	-14967.16	-12133.79
2.7	0.00	-13229.58	-12833.99	-12586.26	-12018.53	-11029.33	-10724.11	-10641.26	-10029.73	-9192.80
3.5	0.00	-10014.17	-9418.54	-8996.76	-8496.32	-7848.68	-7445.23	-7440.65	-6539.99	-6001.54
4.3	0.00	-7947.18	-7278.12	-6729.72	-6163.36	-5523.79	-5156.30	-5166.90	-4598.08	-3483.83
5.2	0.00	-6654.50	-5959.59	-5340.95	-4729.37	-4042.38	-3771.02	-3684.45	-3853.41	-1885.98

**\*\* COSTOS INCREMENTALES ( \$/MWH) \*\*      MIRAFLORES      PERIODO :      3      ABRIL-2001**

QWD/XMX %	5.66	16.14	26.63	37.11	47.59	58.07	68.55	79.04	89.52	100.00
1.8	0.00	-20316.08	-20133.26	-20001.70	-19955.52	-13746.71	-13082.09	-12604.81	-11428.24	-10845.19
2.6	0.00	-12343.57	-12006.34	-11728.80	-11494.94	-10741.45	-10280.37	-9763.29	-9244.77	-8364.47
3.4	0.00	-9706.61	-9141.18	-8570.56	-8013.58	-7370.48	-6722.84	-6010.68	-6548.69	-3558.14
4.2	0.00	-7560.25	-6886.99	-6204.57	-5471.64	-4762.63	-4062.47	-3212.19	-4354.48	-673.66
5.0	0.00	-6292.71	-5587.46	-4876.42	-4062.19	-3399.91	-2703.72	-1789.73	-2771.72	-66.64

**\*\* COSTOS INCREMENTALES ( \$/MWH) \*\*      MIRAFLORES      PERIODO :      4      MAYO -2001**

QWD/XMX %	5.66	16.14	26.63	37.11	47.59	58.07	68.55	79.04	89.52	100.00
2.5	0.00	-15679.30	-14698.37	-14067.79	-12575.14	-11924.66	-11526.91	-10913.55	-10624.77	-10148.78
3.5	0.00	-12147.53	-11528.77	-10940.71	-10282.41	-9797.14	-9264.70	-8432.72	-7892.80	-6892.44
4.6	0.00	-9867.13	-9184.08	-8576.36	-7960.22	-7330.30	-6584.34	-5742.76	-5076.30	-3777.59
5.6	0.00	-8307.74	-7487.34	-6787.20	-6085.06	-5352.38	-4462.69	-3788.18	-3021.26	-1750.45
6.6	0.00	-7148.79	-6237.72	-5481.50	-4742.60	-3987.42	-3030.14	-2607.65	-1725.48	-712.80

**\*\* COSTOS INCREMENTALES ( \$/MWH) \*\*      MIRAFLORES      PERIODO :      5      JUNIO-2001**

QWD/XMX %	6.86	17.21	27.56	37.91	48.25	58.60	68.95	79.30	89.65	100.00
3.6	0.00	-17493.37	-17280.13	-16921.98	-13021.95	-12835.30	-12146.33	-10440.78	-9906.47	-8662.63
4.8	0.00	-12647.80	-12259.35	-11782.44	-10392.06	-9961.15	-9125.24	-8084.90	-7258.84	-5951.27
5.9	0.00	-10112.74	-9547.94	-8972.87	-8072.17	-7380.74	-6486.05	-5618.41	-4613.96	-3351.94
7.1	0.00	-8579.29	-7872.26	-7180.89	-6191.71	-5372.93	-4522.73	-3713.71	-2629.20	-1575.12
8.2	0.00	-8381.90	-7508.09	-6644.80	-5414.88	-4486.47	-3616.51	-2781.56	-1545.52	-714.96

**\*\* COSTOS INCREMENTALES ( \$/MWH) \*\*      MIRAFLORES      PERIODO :      6      JULIO-2001**

QWD/XMX %	8.52	18.69	28.85	39.01	49.18	59.34	69.51	79.67	89.84	100.00
-----------	------	-------	-------	-------	-------	-------	-------	-------	-------	--------



4.1	0.00	-16289.81	-16168.79	-15757.55	-12490.86	-12300.82	-11409.49	-8803.34	-7831.91	-6735.07
5.2	0.00	-12759.61	-12495.77	-11875.53	-10302.62	-9899.33	-8805.04	-7153.71	-6207.76	-5181.08
6.4	0.00	-10518.21	-10072.91	-9308.75	-8346.23	-7739.30	-6505.90	-5347.69	-4473.71	-3516.94
7.5	0.00	-9132.59	-8513.83	-7658.17	-6807.25	-6035.39	-4717.61	-3803.73	-3017.02	-2175.80
8.6	0.00	-10355.04	-9406.75	-8262.12	-7147.57	-6013.83	-4293.76	-3319.49	-2437.30	-1578.39

\*\* COSTOS INCREMENTALES ( \$/MWH) \*\* MIRAFLORES PERIODO : 7 AGOST-2001

QWD/XMX %	10.26	20.23	30.20	40.18	50.15	60.12	70.09	80.06	90.03	100.00
3.8	0.00	-16653.36	-16624.56	-16510.63	-11002.37	-10116.69	-8645.36	-7967.41	-6969.91	-6100.14
5.2	0.00	-12178.65	-11996.25	-11591.40	-9657.17	-8619.12	-7521.03	-6707.95	-5597.22	-4693.58
6.5	0.00	-10146.68	-9735.26	-9050.41	-7984.17	-6995.94	-5975.47	-5156.71	-3751.96	-2871.69
7.9	0.00	-9137.50	-8542.26	-7671.72	-6691.93	-5775.38	-4699.59	-3906.17	-2177.25	-1455.95
9.2	0.00	-8792.67	-8069.27	-7067.05	-6051.48	-5136.95	-3979.01	-3154.93	-1168.52	-658.58

\*\* COSTOS INCREMENTALES ( \$/MWH) \*\* MIRAFLORES PERIODO : 8 SEPTI-2001

QWD/XMX %	11.95	21.73	31.51	41.30	51.08	60.86	70.65	80.43	90.22	100.00
4.4	0.00	-12576.51	-12035.44	-9847.05	-9357.66	-8290.04	-7324.23	-6557.16	-5460.99	-4564.93
5.5	0.00	-11702.59	-11133.84	-9369.47	-8810.50	-7745.50	-6727.47	-5971.01	-4779.28	-3894.55
6.7	0.00	-11008.06	-10412.53	-8923.27	-8305.69	-7240.35	-6190.65	-5443.03	-4185.92	-3331.44
7.8	0.00	-10594.53	-9965.79	-8642.60	-7966.86	-6884.89	-5800.90	-5049.51	-3731.22	-2903.81
8.9	0.00	-11470.58	-10734.02	-9378.47	-8566.43	-7339.09	-6099.84	-5254.55	-3731.24	-2844.23

\*\* COSTOS INCREMENTALES ( \$/MWH) \*\* MIRAFLORES PERIODO : 9 OCTUB-2001

QWD/XMX %	13.80	23.37	32.95	42.53	52.11	61.69	71.27	80.84	90.42	100.00
4.4	0.00	-14201.60	-13978.50	-11650.71	-10595.23	-9982.15	-9236.88	-8466.40	-7460.09	-6540.52
5.7	0.00	-11983.80	-11704.73	-10258.06	-9375.03	-8682.19	-7819.06	-6911.26	-5629.73	-4764.07
7.0	0.00	-10799.33	-10460.13	-9384.00	-8526.02	-7718.59	-6728.86	-5691.31	-4228.69	-3445.08
8.3	0.00	-10162.21	-9759.93	-8813.28	-7917.57	-6987.57	-5882.35	-4728.70	-3171.51	-2485.85
9.6	0.00	-10008.72	-9533.49	-8590.06	-7614.58	-6545.49	-5319.37	-4039.99	-2425.62	-1829.42

\*\* COSTOS INCREMENTALES ( \$/MWH) \*\* MIRAFLORES PERIODO : 10 NOVI-2001

QWD/XMX %	15.69	25.05	34.42	43.79	53.16	62.53	71.90	81.26	90.63	100.00
4.4	0.00	-15693.14	-14131.82	-13131.57	-12667.61	-12040.72	-11084.14	-10400.28	-9644.25	-8577.91
5.7	0.00	-13135.83	-12195.81	-11453.22	-11048.51	-10402.60	-9574.00	-8774.88	-7638.89	-6293.79
7.0	0.00	-11454.35	-10809.83	-10227.26	-9841.38	-9062.20	-8158.13	-7172.20	-5691.72	-4272.28
8.2	0.00	-10239.60	-9729.95	-9245.00	-8841.69	-7884.27	-6838.13	-5682.16	-4022.20	-2734.75
9.5	0.00	-9553.45	-9096.51	-8662.68	-8209.46	-7050.90	-5836.54	-4524.79	-2811.28	-1728.91

\*\* COSTOS INCREMENTALES ( \$/MWH) \*\* MIRAFLORES PERIODO : 11 DICI-2001

QWD/XMX %	19.53	28.47	37.41	46.35	55.29	64.23	73.18	82.12	91.06	100.00
3.8	0.00	-20390.72	-18511.98	-18233.53	-16652.95	-14996.80	-13846.95	-13367.59	-12230.70	-10831.87
5.2	0.00	-15827.29	-13799.97	-13411.04	-12490.85	-11954.27	-11308.96	-10933.21	-10073.08	-9084.38
6.5	0.00	-12303.22	-11154.78	-10720.01	-10194.78	-9799.35	-9560.27	-8733.18	-7660.70	-6011.03
7.9	0.00	-10394.76	-9645.85	-9173.63	-8769.57	-8301.82	-8219.84	-6610.05	-5244.45	-3046.73
9.2	0.00	-9263.70	-8639.82	-8195.68	-7822.96	-7326.84	-7360.56	-5025.83	-3487.58	-1238.17

\*\* COSTOS INCREMENTALES ( \$/MWH) \*\* MIRAFLORES PERIODO : 12 ENERO-2002

QWD/XMX %	19.53	28.47	37.41	46.35	55.29	64.23	73.18	82.12	91.06	100.00
2.9	0.00	-19603.61	-18600.12	-17410.16	-17170.70	-13032.13	-12596.14	-12435.22	-11256.31	-9187.67
3.7	0.00	-16531.56	-15647.76	-14175.65	-13667.63	-11428.65	-11006.55	-10723.55	-10080.52	-7394.30
4.4	0.00	-14048.65	-13251.21	-11780.93	-11416.68	-10100.89	-9709.67	-9286.38	-9132.65	-5551.87
5.2	0.00	-12069.55	-11330.50	-9988.65	-9589.06	-8905.63	-8537.42	-7997.64	-8240.09	-3852.03
5.9	0.00	-10726.85	-10008.54	-8794.89	-8379.05	-8005.53	-7641.21	-7015.51	-7539.58	-2547.67

\*\* COSTOS INCREMENTALES ( \$/MWH) \*\* MIRAFLORES PERIODO : 13 FEBRE-2002

QWD/XMX %	16.74	25.99	35.24	44.49	53.74	62.99	72.25	81.50	90.75	100.00
2.4	0.00	-17102.98	-16732.43	-16660.35	-14335.04	-12077.54	-12012.99	-11766.01	-11027.81	-9372.52
3.0	0.00	-14754.88	-14489.29	-14370.20	-12259.08	-10488.39	-10422.57	-10152.97	-9387.90	-7958.73
3.6	0.00	-12670.32	-12454.18	-12289.71	-10463.02	-9083.40	-9026.91	-8753.02	-7987.55	-6702.21
4.2	0.00	-11081.01	-10881.46	-10673.89	-9103.07	-8004.07	-7963.80	-7690.35	-6923.30	-5714.18
4.8	0.00	-9731.52	-9534.41	-9290.49	-7949.58	-7063.43	-7043.75	-6775.66	-6012.78	-4857.49

\*\* COSTOS INCREMENTALES ( \$/MWH) \*\* MIRAFLORES PERIODO : 14 MARZO-2002

QWD/XMX %	10.53	20.47	30.41	40.35	50.29	60.24	70.18	80.12	90.06	100.00
1.8	0.00	-19629.83	-19623.35	-19584.96	-19130.33	-15578.64	-15561.04	-15515.50	-14968.93	-10650.85
2.7	0.00	-13510.28	-13456.25	-13329.01	-12563.43	-10671.36	-10569.73	-10371.13	-9852.94	-7220.40
3.5	0.00	-8982.04	-8821.97	-8577.61	-7798.28	-6911.96	-6708.83	-6545.88	-6188.38	-4279.39
4.3	0.00	-6243.01	-5975.09	-5633.99	-4964.85	-4411.75	-4170.51	-4340.66	-3798.06	-2258.32
5.2	0.00	-4658.68	-4315.99	-3928.02	-3390.32	-2960.09	-2731.80	-3340.15	-2246.97	-1112.20

\*\* COSTOS INCREMENTALES ( \$/MWH) \*\* MIRAFLORES PERIODO : 15 ABRIL-2002

QWD/XMX %	5.66	16.14	26.63	37.11	47.59	58.07	68.55	79.04	89.52	100.00
1.8	0.00	-21012.36	-21012.20	-21012.28	-20414.15	-12584.50	-12473.41	-12256.63	-10649.04	-9030.43
2.6	0.00	-13272.27	-13241.63	-13203.79	-11757.36	-8909.95	-8630.81	-8063.28	-7285.79	-6309.55
3.4	0.00	-7985.55	-7726.72	-7424.78	-6061.92	-5394.30	-4960.59	-4396.48	-5113.38	-2676.89
4.2	0.00	-5169.42	-4719.02	-4223.93	-3494.17	-3052.57	-2635.43	-2102.47	-4011.79	-520.11

5.0            0.00    -3871.94    -3397.35    -2892.48    -2386.57    -2016.94    -1677.18    -1095.30    -3396.06    -52.28

**\*\* COSTOS INCREMENTALES ( \$/MWH) \*\*            MIRAFLORES            PERIODO :    16            MAYO -2002**

QWD/XMX %	5.66	16.14	26.63	37.11	47.59	58.07	68.55	79.04	89.52	100.00
2.5	0.00	-16020.04	-15926.23	-15813.00	-13692.96	-11419.55	-11152.72	-9502.22	-8221.58	-7247.58
3.5	0.00	-10501.77	-10271.08	-9907.45	-8809.16	-7955.32	-7491.88	-6300.49	-5655.81	-4490.13
4.6	0.00	-7589.84	-7175.75	-6637.03	-5839.90	-5236.98	-4693.86	-3871.08	-3584.09	-2247.91
5.6	0.00	-5878.14	-5319.51	-4717.22	-4097.88	-3497.88	-2965.31	-2425.17	-2199.73	-962.91
6.6	0.00	-4766.91	-4136.17	-3535.84	-3053.17	-2452.40	-1956.56	-1671.08	-1311.25	-367.05

**\*\* COSTOS INCREMENTALES ( \$/MWH) \*\*            MIRAFLORES            PERIODO :    17            JUNIO-2002**

QWD/XMX %	6.66	17.21	27.56	37.91	48.25	58.60	68.95	79.30	89.65	100.00
3.6	0.00	-15631.56	-15380.28	-15257.21	-11641.67	-10698.03	-9586.92	-7731.64	-6950.15	-5758.78
4.8	0.00	-10898.55	-10480.03	-10106.63	-8648.45	-7864.93	-6852.31	-5694.29	-5028.27	-3768.64
5.9	0.00	-8232.46	-7643.74	-7069.13	-6145.47	-5381.95	-4615.25	-3774.55	-3256.03	-2003.94
7.1	0.00	-6986.91	-6241.17	-5557.19	-4664.78	-3894.36	-3351.79	-2560.69	-2056.84	-950.28
8.2	0.00	-13158.56	-11398.81	-9870.81	-7902.16	-6303.75	-5509.59	-3779.06	-2552.91	-836.64

**\*\* COSTOS INCREMENTALES ( \$/MWH) \*\*            MIRAFLORES            PERIODO :    18            JULIO-2002**

QWD/XMX %	8.52	18.69	28.85	39.01	49.18	59.34	69.51	79.67	89.84	100.00
4.1	0.00	-16843.47	-15164.79	-14120.03	-10790.77	-9899.27	-8804.09	-6223.65	-5722.06	-4834.94
5.2	0.00	-12873.61	-11429.79	-10288.02	-8463.53	-7707.09	-6596.67	-5024.96	-4595.85	-3606.62
6.4	0.00	-9804.59	-8774.00	-7741.48	-6552.73	-5851.53	-4792.49	-3748.92	-3479.44	-2421.75
7.5	0.00	-8154.71	-7320.62	-6374.85	-5391.07	-4683.93	-3620.43	-2774.92	-2636.69	-1565.84
8.6	0.00	-6726.65	-5996.26	-5165.45	-4310.56	-3621.49	-2591.48	-1871.63	-1804.45	-890.96

**\*\* COSTOS INCREMENTALES ( \$/MWH) \*\*            MIRAFLORES            PERIODO :    19            AGOST-2002**

QWD/XMX %	10.26	20.23	30.20	40.18	50.15	60.12	70.09	80.06	90.03	100.00
3.8	0.00	-16749.61	-15014.96	-14619.86	-8683.17	-8276.70	-7456.70	-5925.75	-5039.15	-4259.57
5.2	0.00	-12158.60	-10435.99	-9631.26	-7534.17	-6967.19	-5964.29	-4925.22	-4101.88	-3264.34
6.5	0.00	-9317.35	-7975.42	-7073.29	-6108.66	-5457.94	-4485.30	-3837.73	-2905.90	-1978.12
7.9	0.00	-8621.89	-7306.17	-6345.84	-5503.27	-4792.96	-3803.32	-3306.79	-2004.37	-1090.93
9.2	0.00	-10546.19	-8842.96	-7587.73	-6478.91	-5545.51	-4276.58	-3632.39	-1540.84	-647.14

**\*\* COSTOS INCREMENTALES ( \$/MWH) \*\*            MIRAFLORES            PERIODO :    20            SEPTI-2002**

QWD/XMX %	11.95	21.73	31.51	41.30	51.08	60.86	70.65	80.43	90.22	100.00
4.4	0.00	-11154.81	-10766.50	-10335.54	-7919.14	-6808.31	-5705.43	-5125.74	-4273.06	-3751.29

5.5	0.00	-10237.69	-9802.02	-9310.74	-7353.09	-6321.56	-5288.17	-4736.38	-3799.57	-3292.76
6.7	0.00	-9608.82	-9134.08	-8596.21	-6936.41	-5959.02	-4966.55	-4428.15	-3416.12	-2925.28
7.8	0.00	-9718.96	-9179.94	-8569.34	-7024.79	-6026.98	-4999.30	-4431.92	-3287.05	-2783.09
8.9	0.00	-14171.76	-13310.46	-12337.08	-10230.52	-8761.69	-7227.95	-6365.05	-4538.48	-3802.51

\*\* COSTOS INCREMENTALES ( \$/MWH) \*\* MIRAFLORES PERIODO : 21 OCTUB-2002

QWD/XMX %	13.80	23.37	32.95	42.53	52.11	61.69	71.27	80.84	90.42	100.00
4.4	0.00	-14491.83	-12483.53	-9985.96	-8877.33	-8240.11	-7604.75	-6976.56	-6202.41	-5599.24
5.7	0.00	-11764.40	-10128.07	-8485.73	-7689.60	-7062.01	-6382.64	-5839.71	-4823.22	-4379.87
7.0	0.00	-10084.95	-8802.52	-7591.19	-6904.19	-6244.18	-5522.13	-5004.93	-3775.44	-3440.78
8.3	0.00	-9674.34	-8581.72	-7521.17	-6805.11	-6041.44	-5225.80	-4661.64	-3166.81	-2889.49
9.6	0.00	-10559.40	-9487.28	-8381.39	-7512.41	-6534.85	-5529.99	-4825.14	-2917.76	-2659.78

\*\* COSTOS INCREMENTALES ( \$/MWH) \*\* MIRAFLORES PERIODO : 22 NOVI-2002

QWD/XMX %	15.69	25.05	34.42	43.79	53.16	62.53	71.90	81.26	90.63	100.00
4.4	0.00	-13787.76	-13581.06	-12332.96	-11028.35	-10788.64	-9650.04	-8639.67	-8044.51	-7600.26
5.7	0.00	-11230.20	-10906.34	-10150.68	-9294.68	-8901.63	-7999.64	-7154.68	-6349.19	-5783.31
7.0	0.00	-9528.02	-9123.62	-8603.39	-7997.33	-7462.06	-6627.91	-5801.46	-4762.00	-4162.28
8.2	0.00	-8780.87	-8312.24	-7875.68	-7356.88	-6677.15	-5793.82	-4884.81	-3607.27	-3021.69
9.5	0.00	-8505.39	-7985.29	-7569.16	-7049.11	-6226.47	-5237.12	-4204.13	-2722.29	-2186.47

\*\* COSTOS INCREMENTALES ( \$/MWH) \*\* MIRAFLORES PERIODO : 23 DICIE-2002

QWD/XMX %	19.53	28.47	37.41	46.35	55.29	64.23	73.18	82.12	91.06	100.00
3.8	0.00	-18331.35	-18282.16	-18198.23	-14468.63	-12541.82	-12443.62	-12155.40	-9479.24	-8049.90
5.2	0.00	-13509.53	-13341.11	-13072.96	-10823.62	-10280.60	-10139.22	-9723.81	-7378.06	-6631.23
6.5	0.00	-9972.31	-9691.16	-9267.25	-8381.66	-7986.14	-7794.74	-7016.17	-5637.11	-4170.48
7.9	0.00	-8155.82	-7760.12	-7204.27	-6678.31	-6252.21	-6072.03	-4814.43	-4308.49	-1981.35
9.2	0.00	-7096.98	-6621.85	-6008.02	-5602.69	-5207.79	-5087.21	-3410.68	-3472.24	-755.62

\*\* COSTOS INCREMENTALES ( \$/MWH) \*\* MIRAFLORES PERIODO : 24 ENERO-2003

QWD/XMX %	19.53	28.47	37.41	46.35	55.29	64.23	73.18	82.12	91.06	100.00
2.9	0.00	-17138.49	-17101.58	-16975.23	-16450.75	-10678.80	-10640.19	-10443.10	-8622.14	-6426.63
3.7	0.00	-14288.50	-14178.27	-13853.02	-13210.10	-9268.19	-9215.08	-8897.14	-7507.25	-5144.40
4.4	0.00	-11883.12	-11661.39	-11104.12	-10430.95	-7998.65	-7924.23	-7506.79	-6661.07	-3854.39
5.2	0.00	-9955.03	-9610.08	-8865.88	-8216.26	-6829.13	-6731.78	-6249.09	-5964.21	-2674.90
5.9	0.00	-8642.62	-8182.48	-7315.39	-6708.19	-5937.61	-5818.41	-5292.43	-5483.38	-1772.08

\*\* COSTOS INCREMENTALES ( \$/MWH) \*\* MIRAFLORES PERIODO : 25 FEBRE-2003

QWD/XMX %	16.74	25.99	35.24	44.49	53.74	62.99	72.25	81.50	90.75	100.00
2.4	0.00	-15670.82	-15637.27	-15591.21	-12660.79	-9400.71	-9290.10	-9192.36	-8677.29	-6966.60
3.0	0.00	-13212.53	-13157.27	-13081.47	-10478.61	-8083.74	-7975.99	-7883.80	-7345.21	-5855.40
3.6	0.00	-11094.27	-11017.88	-10912.94	-8693.04	-6930.91	-6830.82	-6760.01	-6228.54	-4877.61
4.2	0.00	-9487.23	-9390.65	-9258.16	-7374.62	-6046.68	-5956.42	-5914.92	-5394.90	-4112.66
4.8	0.00	-8146.15	-8032.42	-7876.83	-6294.42	-5283.98	-5206.47	-5198.24	-4694.91	-3457.38

\*\* COSTOS INCREMENTALES ( \$/MWH) \*\* MIRAFLORES PERIODO : 26 MARZO-2003

QWD/XMX %	10.53	20.47	30.41	40.35	50.29	60.24	70.18	80.12	90.06	100.00
1.8	0.00	-17513.44	-17358.27	-17353.89	-17187.28	-13174.39	-12524.52	-12467.02	-11818.58	-7878.27
2.7	0.00	-11920.83	-11614.56	-11554.92	-11173.65	-9152.72	-8509.11	-8350.50	-7614.84	-5212.11
3.5	0.00	-7594.99	-7302.64	-7124.80	-6598.02	-5652.22	-5228.28	-5114.84	-4807.69	-2998.10
4.3	0.00	-4892.70	-4614.71	-4353.01	-3862.33	-3317.69	-3179.17	-3201.07	-3440.17	-1524.42
5.2	0.00	-3333.23	-3057.45	-2776.11	-2396.05	-2026.76	-2151.87	-2264.71	-2968.77	-717.79

\*\* COSTOS INCREMENTALES ( \$/MWH) \*\* MIRAFLORES PERIODO : 27 ABRIL-2003

QWD/XMX %	5.66	16.14	26.63	37.11	47.59	58.07	68.55	79.04	89.52	100.00
1.8	0.00	-19278.84	-18760.78	-18760.86	-18167.42	-10232.31	-10045.44	-9775.50	-8609.33	-7357.61
2.6	0.00	-14660.58	-11775.84	-11749.08	-10194.60	-7189.22	-6823.03	-6374.68	-5807.68	-4936.13
3.4	0.00	-7329.10	-6507.78	-6293.46	-4880.38	-4126.82	-3720.19	-3340.69	-4121.16	-2025.56
4.2	0.00	-3902.50	-3530.17	-3181.35	-2527.37	-2162.93	-1848.62	-1512.65	-3393.36	-387.83
5.0	0.00	-2630.71	-2295.76	-1946.36	-1582.26	-1355.53	-1150.99	-776.61	-2965.11	-38.69

\*\* COSTOS INCREMENTALES ( \$/MWH) \*\* MIRAFLORES PERIODO : 28 MAYO -2003

QWD/XMX %	5.66	16.14	26.63	37.11	47.59	58.07	68.55	79.04	89.52	100.00
2.5	0.00	-14567.44	-14395.23	-14133.50	-12416.31	-10497.35	-9979.43	-7523.59	-6227.04	-5435.48
3.5	0.00	-9761.25	-9205.14	-8763.11	-7921.09	-7063.23	-6407.94	-4812.94	-4264.66	-3359.99
4.6	0.00	-6936.16	-6127.83	-5602.05	-4997.18	-4354.38	-3783.58	-2902.30	-2726.34	-1738.95
5.6	0.00	-5004.17	-4205.49	-3664.90	-3210.39	-2652.52	-2229.75	-1801.59	-1706.29	-780.87
6.6	0.00	-3689.43	-3004.36	-2494.26	-2169.60	-1686.82	-1377.62	-1254.20	-1040.98	-312.08

\*\* COSTOS INCREMENTALES ( \$/MWH) \*\* MIRAFLORES PERIODO : 29 JUNIO-2003

QWD/XMX %	6.86	17.21	27.56	37.91	48.25	58.60	68.95	79.30	89.65	100.00
3.6	0.00	-16287.89	-16184.81	-15315.44	-9679.04	-9303.53	-8120.37	-5925.92	-5255.77	-3943.99
4.8	0.00	-11537.08	-11072.07	-10024.59	-7249.11	-6612.84	-5519.39	-4249.95	-3623.12	-2530.40
5.9	0.00	-7847.34	-7076.68	-6223.54	-4945.36	-4216.91	-3493.18	-2696.52	-2291.74	-1375.63
7.1	0.00	-5881.47	-5018.86	-4307.03	-3467.62	-2753.35	-2360.22	-1716.88	-1453.62	-683.12
8.2	0.00	-9925.76	-8217.17	-6887.46	-5344.41	-3975.26	-3633.47	-2354.07	-1834.74	-632.72

** COSTOS INCREMENTALES ( \$/MWH) **		MIRAFLORES		PERIODO : 30		JULIO-2003				
QWD/XMX %	8.52	18.69	28.85	39.01	49.18	59.34	69.51	79.67	89.84	100.00
4.1	0.00	-14965.04	-14835.55	-13969.84	-9357.79	-8825.37	-7111.84	-4331.62	-3749.47	-3020.40
5.2	0.00	-11259.16	-10916.74	-9832.10	-7157.49	-6454.35	-4985.54	-3304.07	-2975.16	-2200.59
6.4	0.00	-8279.68	-7744.34	-6701.83	-5234.58	-4526.42	-3376.58	-2325.26	-2280.28	-1447.73
7.5	0.00	-6528.36	-5856.19	-4916.14	-3992.28	-3331.74	-2394.73	-1622.38	-1781.68	-921.32
8.6	0.00	-5058.10	-4364.10	-3591.00	-2944.93	-2381.41	-1624.04	-1027.93	-1266.30	-517.92

** COSTOS INCREMENTALES ( \$/MWH) **		MIRAFLORES		PERIODO : 31		AGOST-2003				
QWD/XMX %	10.26	20.23	30.20	40.18	50.15	60.12	70.09	80.06	90.03	100.00
3.8	0.00	-15819.13	-15772.48	-14160.27	-7283.91	-6344.72	-5378.54	-4192.66	-3593.37	-2819.22
5.2	0.00	-10982.07	-10714.30	-8936.66	-5789.60	-4982.20	-4085.90	-3321.12	-2759.35	-1897.34
6.5	0.00	-7503.42	-6953.62	-5698.90	-4293.88	-3626.33	-2901.43	-2425.14	-1871.74	-956.34
7.9	0.00	-6370.52	-5572.37	-4609.61	-3666.69	-3043.63	-2378.57	-2006.67	-1276.74	-433.32
9.2	0.00	-7485.97	-6307.67	-5276.21	-4225.78	-3466.50	-2644.13	-2175.17	-987.15	-212.11

** COSTOS INCREMENTALES ( \$/MWH) **		MIRAFLORES		PERIODO : 32		SEPTI-2003				
QWD/XMX %	11.95	21.73	31.51	41.30	51.08	60.86	70.65	80.43	90.22	100.00
4.4	0.00	-10992.80	-9613.62	-8551.46	-6312.34	-5632.38	-4495.44	-3677.21	-3073.27	-2402.47
5.5	0.00	-9891.86	-8606.32	-7557.19	-5798.70	-5121.31	-4069.28	-3360.88	-2733.96	-2065.87
6.7	0.00	-9087.57	-7884.22	-6858.75	-5411.27	-4739.39	-3747.14	-3114.90	-2462.71	-1801.51
7.8	0.00	-8997.03	-7793.79	-6733.65	-5422.61	-4716.13	-3708.80	-3095.43	-2376.46	-1685.20
8.9	0.00	-12857.24	-11127.25	-9564.89	-7818.52	-6758.79	-5285.47	-4420.25	-3292.42	-2267.61

** COSTOS INCREMENTALES ( \$/MWH) **		MIRAFLORES		PERIODO : 33		OCTUB-2003				
QWD/XMX %	13.80	23.37	32.95	42.53	52.11	61.69	71.27	80.84	90.42	100.00
4.4	0.00	-12865.85	-12624.26	-10361.91	-7630.18	-6943.88	-5937.30	-5406.78	-4559.37	-3776.25
5.7	0.00	-10326.19	-10020.73	-8065.33	-6427.26	-5741.88	-4932.79	-4475.05	-3540.77	-2905.94
7.0	0.00	-8695.26	-8344.53	-6736.39	-5606.98	-4937.25	-4219.19	-3801.81	-2782.46	-2246.44
8.3	0.00	-8156.72	-7748.48	-6332.49	-5377.40	-4674.93	-3946.56	-3517.29	-2350.58	-1858.74
9.6	0.00	-8689.32	-8182.75	-6775.89	-5792.28	-4973.27	-4129.67	-3621.76	-2184.92	-1688.48

** COSTOS INCREMENTALES ( \$/MWH) **		MIRAFLORES		PERIODO : 34		NOVIE-2003				
QWD/XMX %	15.69	25.05	34.42	43.79	53.16	62.53	71.90	81.26	90.63	100.00
4.4	0.00	-13707.56	-13475.72	-10929.65	-9919.27	-9367.79	-7549.90	-6709.60	-5955.66	-5513.77
5.7	0.00	-10986.42	-10638.01	-8860.39	-8245.86	-7638.89	-6179.16	-5509.06	-4812.46	-4204.89

7.0	0.00	-8917.13	-8489.21	-7288.44	-6860.24	-6238.00	-5066.36	-4495.08	-3714.76	-3045.34
8.2	0.00	-7799.96	-7302.01	-6425.36	-6058.86	-5420.12	-4402.39	-3847.05	-2901.51	-2228.55
9.5	0.00	-7191.73	-6632.32	-5937.81	-5577.98	-4922.22	-3972.79	-3383.25	-2256.94	-1626.43

\*\* COSTOS INCREMENTALES ( \$/MWH) \*\* MIRAFLORES PERIODO : 35 DICIEMBRE-2003

QWD/XMX %	19.53	28.47	37.41	46.35	55.29	64.23	73.18	82.12	91.06	100.00
-----	-----	-----	-----	-----	-----	-----	-----	-----	-----	-----
3.8	0.00	-17319.88	-17313.50	-16628.54	-12303.83	-10156.40	-10069.65	-9801.53	-7490.84	-6018.51
5.2	0.00	-13688.44	-13596.97	-12269.95	-9203.94	-8549.04	-8344.04	-7894.33	-5830.02	-4988.24
6.5	0.00	-9483.65	-9215.77	-8309.89	-6998.19	-6548.68	-6258.21	-5629.07	-4578.99	-3361.08
7.9	0.00	-7059.49	-6683.63	-6031.93	-5327.00	-4874.47	-4677.25	-3832.06	-3647.96	-1763.45
9.2	0.00	-5807.32	-5412.58	-4789.40	-4233.19	-3826.48	-3805.15	-2739.48	-3034.35	-742.31

\*\* COSTOS INCREMENTALES ( \$/MWH) \*\* MIRAFLORES PERIODO : 36 ENERO-2004

QWD/XMX %	19.53	28.47	37.41	46.35	55.29	64.23	73.18	82.12	91.06	100.00
-----	-----	-----	-----	-----	-----	-----	-----	-----	-----	-----
2.9	0.00	-15334.44	-15259.67	-15193.25	-14754.92	-9354.41	-8732.05	-8315.14	-7339.55	-5425.40
3.7	0.00	-12805.14	-12614.89	-12432.78	-11920.37	-8136.73	-7511.18	-7065.07	-6387.40	-4500.36
4.4	0.00	-10626.89	-10303.06	-9972.72	-9446.53	-6978.77	-6368.17	-5911.59	-5657.03	-3550.97
5.2	0.00	-8825.61	-8393.39	-7928.11	-7408.98	-5856.90	-5292.59	-4848.14	-5048.22	-2616.61
5.9	0.00	-7548.78	-7042.94	-6474.24	-5960.02	-4956.99	-4450.12	-4023.87	-4621.12	-1843.77

\*\* COSTOS INCREMENTALES ( \$/MWH) \*\* MIRAFLORES PERIODO : 37 FEBRE-2004

QWD/XMX %	16.74	25.99	35.24	44.49	53.74	62.99	72.25	81.50	90.75	100.00
-----	-----	-----	-----	-----	-----	-----	-----	-----	-----	-----
2.4	0.00	-15225.74	-14369.58	-13881.34	-12178.54	-8694.97	-8075.99	-7361.72	-6959.48	-5456.83
3.0	0.00	-13160.46	-12175.32	-11610.78	-10012.08	-7427.33	-6869.12	-6249.82	-5821.30	-4609.05
3.6	0.00	-11229.86	-10225.58	-9644.15	-8225.77	-6311.68	-5813.48	-5279.25	-4849.18	-3860.32
4.2	0.00	-9685.19	-8710.43	-8136.70	-6896.65	-5447.79	-4999.16	-4528.98	-4105.55	-3271.89
4.8	0.00	-8328.54	-7422.62	-6877.45	-5810.31	-4703.50	-4301.68	-3885.50	-3477.82	-2763.38

\*\* COSTOS INCREMENTALES ( \$/MWH) \*\* MIRAFLORES PERIODO : 38 MARZO-2004

QWD/XMX %	10.53	20.47	30.41	40.35	50.29	60.24	70.18	80.12	90.06	100.00
-----	-----	-----	-----	-----	-----	-----	-----	-----	-----	-----
1.8	0.00	-18240.76	-17045.92	-15610.46	-15411.01	-10813.34	-10696.65	-10624.24	-9589.45	-6487.51
2.7	0.00	-12586.77	-12192.82	-10484.85	-9999.67	-7878.43	-7636.67	-7351.03	-6080.75	-4298.46
3.5	0.00	-7568.34	-7373.53	-6401.81	-5763.42	-4912.14	-4686.32	-4320.35	-3400.26	-2480.70
4.3	0.00	-4518.39	-4339.64	-3844.56	-3282.84	-2875.29	-2690.51	-2369.71	-1809.02	-1298.06
5.2	0.00	-2933.73	-2737.46	-2412.82	-2003.25	-1781.41	-1633.59	-1366.49	-991.47	-659.29

\*\* COSTOS INCREMENTALES ( \$/MWH) \*\* MIRAFLORES PERIODO : 39 ABRIL-2004

QWD/XMX %	5.66	16.14	26.63	37.11	47.59	58.07	68.55	79.04	89.52	100.00
-----------	------	-------	-------	-------	-------	-------	-------	-------	-------	--------

5.2	0.00	-9419.33	-9311.03	-8816.15	-7820.46	-5968.80	-5779.73	-5028.65	-3715.12	-2874.93
5.9	0.00	-8147.61	-8001.30	-7323.34	-6310.26	-5105.76	-4893.01	-4200.13	-3155.94	-2361.80

**\*\* COSTOS INCREMENTALES ( \$/MWH) \*\* MIRAFLORES PERIODO : 49 FEBRE-2005**

QWD/XMX %	16.74	25.99	35.24	44.49	53.74	62.99	72.25	81.50	90.75	100.00
2.4	0.00	-15591.21	-15576.25	-14917.20	-10764.24	-7953.96	-7687.58	-6928.79	-6000.83	-4526.69
3.0	0.00	-13790.78	-13762.92	-13096.81	-9051.03	-7001.96	-6730.64	-5995.16	-5076.90	-3920.18
3.6	0.00	-12024.11	-11981.59	-11312.00	-7594.39	-6099.84	-5833.38	-5139.03	-4275.47	-3356.32
4.2	0.00	-10564.23	-10506.04	-9837.00	-6489.57	-5369.61	-5109.37	-4456.09	-3655.42	-2899.39
4.8	0.00	-9224.74	-9151.90	-8497.26	-5558.39	-4706.09	-4455.90	-3850.74	-3122.49	-2489.48

**\*\* COSTOS INCREMENTALES ( \$/MWH) \*\* MIRAFLORES PERIODO : 50 MARZO-2005**

QWD/XMX %	10.53	20.47	30.41	40.35	50.29	60.24	70.18	80.12	90.06	100.00
1.8	0.00	-16989.94	-16806.90	-15437.20	-14561.11	-9873.85	-9612.52	-9086.16	-7899.65	-4817.75
2.7	0.00	-13312.39	-13166.30	-12431.08	-10568.46	-7580.40	-7134.16	-6504.92	-5198.50	-3313.14
3.5	0.00	-8913.10	-8816.46	-8289.68	-6524.76	-5076.49	-4693.23	-4072.02	-3057.20	-2110.00
4.3	0.00	-5496.04	-5375.89	-4986.01	-3785.95	-3087.59	-2823.71	-2334.35	-1691.75	-1231.58
5.2	0.00	-3438.39	-3287.90	-2960.28	-2210.28	-1851.97	-1674.29	-1320.64	-931.09	-678.33

**\*\* COSTOS INCREMENTALES ( \$/MWH) \*\* MIRAFLORES PERIODO : 51 ABRIL-2005**

QWD/XMX %	5.66	16.14	26.63	37.11	47.59	58.07	68.55	79.04	89.52	100.00
1.8	0.00	-17315.94	-17268.41	-16389.55	-14684.92	-7584.31	-7550.83	-7287.87	-5043.75	-3889.71
2.6	0.00	-14080.58	-12854.96	-12071.26	-9282.14	-5459.33	-5270.60	-4437.97	-3254.92	-2670.48
3.4	0.00	-8233.54	-7380.83	-6812.27	-4181.96	-3418.37	-3138.01	-2370.66	-1861.48	-1495.45
4.2	0.00	-4016.93	-3733.36	-3411.19	-2009.05	-1759.11	-1603.06	-1173.97	-862.14	-594.32
5.0	0.00	-2168.36	-1920.88	-1615.36	-1110.67	-906.31	-918.10	-628.42	-366.34	-172.65

**\*\* COSTOS INCREMENTALES ( \$/MWH) \*\* MIRAFLORES PERIODO : 52 MAYO -2005**

QWD/XMX %	5.66	16.14	26.63	37.11	47.59	58.07	68.55	79.04	89.52	100.00
2.5	0.00	-13502.48	-13491.59	-13355.48	-9189.43	-6961.13	-6295.48	-4532.21	-3581.82	-3007.70
3.5	0.00	-9111.67	-9012.34	-8528.88	-5756.71	-4800.68	-4085.40	-2982.89	-2448.56	-1905.03
4.6	0.00	-5879.29	-5634.01	-5003.25	-3593.08	-3027.34	-2459.71	-1948.72	-1485.06	-1039.25
5.6	0.00	-3899.53	-3560.46	-3002.81	-2252.98	-1848.53	-1443.91	-1406.37	-859.24	-496.40
6.6	0.00	-2683.72	-2331.97	-1898.75	-1441.63	-1146.10	-851.86	-1200.72	-516.68	-211.06

**\*\* COSTOS INCREMENTALES ( \$/MWH) \*\* MIRAFLORES PERIODO : 53 JUNIO-2005**

QWD/XMX %	6.86	17.21	27.56	37.91	48.25	58.60	68.95	79.30	89.65	100.00
-----------	------	-------	-------	-------	-------	-------	-------	-------	-------	--------



** COSTOS INCREMENTALES ( \$/MWH) **		MIRAFLORES			PERIODO :	44	SEPTI-2004			
QWD/XMX %	11.95	21.73	31.51	41.30	51.08	60.86	70.65	80.43	90.22	100.00
4.4	0.00	-9969.51	-9685.81	-8368.33	-5203.35	-4692.89	-3653.60	-2776.55	-2243.12	-1894.76
5.5	0.00	-8983.94	-8637.54	-7336.69	-4800.87	-4281.47	-3301.11	-2571.77	-1995.37	-1670.12
6.7	0.00	-8251.85	-7852.81	-6586.27	-4491.02	-3970.09	-3036.89	-2411.00	-1795.87	-1489.35
7.8	0.00	-8157.63	-7686.55	-6385.62	-4504.99	-3954.19	-3004.40	-2419.62	-1730.22	-1421.91
8.9	0.00	-11627.48	-10853.62	-8952.87	-6494.15	-5667.11	-4280.25	-3484.30	-2392.29	-1948.89

** COSTOS INCREMENTALES ( \$/MWH) **		MIRAFLORES			PERIODO :	45	OCTUB-2004			
QWD/XMX %	13.80	23.37	32.95	42.53	52.11	61.69	71.27	80.84	90.42	100.00
4.4	0.00	-11501.44	-11377.46	-9971.28	-6092.94	-5602.96	-4799.32	-4220.33	-3635.91	-2993.26
5.7	0.00	-9211.86	-9019.54	-7628.40	-5162.48	-4650.88	-3967.15	-3601.19	-2898.57	-2321.45
7.0	0.00	-7708.17	-7461.77	-6184.40	-4519.38	-4011.59	-3385.88	-3161.01	-2340.92	-1811.43
8.3	0.00	-7158.36	-6852.84	-5628.37	-4339.97	-3807.60	-3162.59	-3023.02	-2030.67	-1512.97
9.6	0.00	-7531.15	-7137.56	-5848.39	-4673.91	-4057.90	-3303.54	-3215.83	-1934.90	-1386.66

** COSTOS INCREMENTALES ( \$/MWH) **		MIRAFLORES			PERIODO :	46	NOVIE-2004			
QWD/XMX %	15.69	25.05	34.42	43.79	53.16	62.53	71.90	81.26	90.63	100.00
4.4	0.00	-12088.19	-12003.28	-10373.33	-8262.29	-8009.87	-6802.33	-5565.40	-5024.22	-4601.50
5.7	0.00	-9676.24	-9493.06	-8048.08	-6980.22	-6654.19	-5447.56	-4717.09	-4111.83	-3542.48
7.0	0.00	-7881.69	-7596.03	-6471.33	-5890.12	-5495.06	-4373.19	-3987.16	-3205.24	-2582.45
8.2	0.00	-6943.20	-6553.67	-5664.84	-5262.29	-4793.32	-3722.76	-3552.88	-2521.90	-1898.25
9.5	0.00	-6458.49	-5971.55	-5244.72	-4887.96	-4344.15	-3294.88	-3272.03	-1972.51	-1389.75

** COSTOS INCREMENTALES ( \$/MWH) **		MIRAFLORES			PERIODO :	47	DICIE-2004			
QWD/XMX %	19.53	28.47	37.41	46.35	55.29	64.23	73.18	82.12	91.06	100.00
3.8	0.00	-15853.46	-15472.77	-15463.39	-11167.21	-9364.80	-9313.91	-8939.89	-6558.61	-5364.16
5.2	0.00	-12431.69	-12328.88	-12228.44	-8569.54	-8147.53	-7999.99	-7339.49	-5117.00	-4707.24
6.5	0.00	-8867.92	-8775.91	-8488.87	-6769.41	-6575.93	-6305.23	-5485.99	-3997.94	-3475.44
7.9	0.00	-6936.97	-6753.34	-6300.02	-5333.44	-5098.68	-4745.79	-3931.47	-2978.61	-2072.68
9.2	0.00	-5958.22	-5675.91	-5126.33	-4306.34	-4062.61	-3671.06	-2922.97	-2233.49	-1031.34

** COSTOS INCREMENTALES ( \$/MWH) **		MIRAFLORES			PERIODO :	48	ENERO-2005			
QWD/XMX %	19.53	28.47	37.41	46.35	55.29	64.23	73.18	82.12	91.06	100.00
2.9	0.00	-15633.37	-15621.81	-15581.04	-14931.53	-8839.52	-8777.14	-8191.23	-5954.29	-4590.83
3.7	0.00	-13255.70	-13221.43	-13080.76	-12218.23	-7913.74	-7803.93	-7095.55	-5137.33	-4028.68
4.4	0.00	-11190.42	-11121.38	-10816.32	-9854.35	-6973.02	-6817.82	-6048.35	-4408.02	-3465.81

1.8	0.00	-17237.86	-17237.94	-17237.86	-16314.09	-9505.24	-9390.11	-8156.89	-6523.35	-5335.12
2.6	0.00	-13236.87	-13217.87	-13177.71	-9516.63	-6717.86	-6184.90	-5117.78	-4232.60	-3576.15
3.4	0.00	-6635.68	-6469.62	-6166.85	-4332.80	-3753.24	-3231.36	-2658.65	-2279.89	-1668.19
4.2	0.00	-3487.53	-3186.97	-2762.94	-2110.64	-1872.34	-1635.68	-1386.88	-1058.38	-524.58
5.0	0.00	-2213.13	-1889.70	-1552.52	-1249.99	-1130.58	-1106.37	-900.85	-445.24	-137.09

\*\* COSTOS INCREMENTALES ( \$/MWH) \*\* MIRAFLORES PERIODO : 40 MAYO -2004

QWD/XMX %	5.66	16.14	26.63	37.11	47.59	58.07	68.55	79.04	89.52	100.00
2.5	0.00	-15121.74	-15109.58	-13279.37	-10581.70	-8534.91	-7797.68	-5573.06	-4463.56	-3807.46
3.5	0.00	-10150.36	-10040.58	-8301.15	-6617.30	-5822.37	-4982.19	-3581.00	-3268.29	-2382.74
4.6	0.00	-6456.83	-6187.97	-5091.06	-4073.68	-3384.19	-2971.50	-2274.92	-2432.76	-1272.18
5.6	0.00	-4215.20	-3840.18	-3133.06	-2523.63	-2127.99	-1776.13	-1599.93	-1813.95	-590.84
6.6	0.00	-2882.51	-2482.47	-1992.78	-1627.48	-1292.41	-1118.14	-1347.50	-1285.59	-243.14

\*\* COSTOS INCREMENTALES ( \$/MWH) \*\* MIRAFLORES PERIODO : 41 JUNIO-2004

QWD/XMX %	6.86	17.21	27.56	37.91	48.25	58.60	68.95	79.30	89.65	100.00
3.6	0.00	-14523.31	-14463.43	-13453.47	-7717.50	-7417.30	-6337.46	-4387.45	-3848.53	-2857.03
4.8	0.00	-10238.99	-9948.76	-8545.83	-5811.24	-5282.19	-4269.57	-3186.32	-2749.32	-1842.55
5.9	0.00	-6828.09	-6307.27	-5106.88	-3957.77	-3371.56	-2687.98	-2047.82	-1895.68	-1014.23
7.1	0.00	-4932.99	-4303.69	-3403.02	-2725.85	-2183.17	-1801.96	-1302.41	-1346.81	-510.76
8.2	0.00	-7973.75	-6648.88	-5271.46	-4074.78	-3099.67	-2741.63	-1757.25	-1894.22	-478.95

\*\* COSTOS INCREMENTALES ( \$/MWH) \*\* MIRAFLORES PERIODO : 42 JULIO-2004

QWD/XMX %	8.52	18.69	28.85	39.01	49.18	59.34	69.51	79.67	89.84	100.00
4.1	0.00	-13334.05	-13272.30	-12382.99	-7748.92	-7194.88	-5803.61	-3383.53	-2960.47	-2222.31
5.2	0.00	-9980.44	-9796.18	-8647.84	-5965.87	-5314.54	-4058.39	-2639.31	-2355.96	-1618.44
6.4	0.00	-7247.45	-6929.64	-5817.36	-4354.40	-3747.23	-2730.15	-1895.45	-1830.26	-1068.54
7.5	0.00	-5594.01	-5163.20	-4177.00	-3278.79	-2755.10	-1913.61	-1349.25	-1457.41	-683.56
8.6	0.00	-4213.20	-3743.02	-2960.96	-2365.38	-1956.20	-1278.84	-875.18	-1055.20	-386.42

\*\* COSTOS INCREMENTALES ( \$/MWH) \*\* MIRAFLORES PERIODO : 43 AGOST-2004

QWD/XMX %	10.26	20.23	30.20	40.18	50.15	60.12	70.09	80.06	90.03	100.00
3.8	0.00	-14500.29	-14180.27	-13025.42	-6135.13	-5695.20	-4533.02	-3141.69	-2673.29	-2055.13
5.2	0.00	-10601.52	-9976.24	-8313.16	-5192.81	-4562.10	-3418.47	-2640.84	-2086.41	-1539.02
6.5	0.00	-7421.47	-6669.75	-5216.70	-3973.10	-3330.47	-2422.88	-2069.00	-1430.86	-934.91
7.9	0.00	-6111.56	-5184.22	-4013.87	-3267.26	-2651.42	-1915.67	-1790.24	-984.44	-522.59
9.2	0.00	-6789.47	-5449.11	-4315.10	-3492.21	-2775.54	-2003.48	-1994.60	-780.44	-314.66

3.6	0.00	-13566.50	-12957.72	-12086.09	-6961.19	-6640.85	-5522.49	-3845.96	-3366.20	-2527.41
4.8	0.00	-10080.92	-9099.05	-7827.76	-5443.20	-4891.35	-3803.11	-2863.33	-2343.64	-1651.64
5.9	0.00	-6850.93	-6014.36	-4822.39	-3859.16	-3260.11	-2418.97	-1897.27	-1434.88	-915.72
7.1	0.00	-4973.27	-4281.17	-3303.19	-2752.89	-2199.61	-1584.45	-1245.82	-839.67	-462.45
8.2	0.00	-8079.66	-6768.00	-5188.54	-4208.20	-3198.55	-2245.33	-1741.90	-959.00	-434.13

\*\* COSTOS INCREMENTALES ( \$/MWH) \*\* MIRAFLORES PERIODO : 54 JULIO-2005

QWD/XMX %	8.52	18.69	28.85	39.01	49.18	59.34	69.51	79.67	89.84	100.00
-----	-----	-----	-----	-----	-----	-----	-----	-----	-----	-----
4.1	0.00	-13141.82	-13089.99	-11879.42	-7506.72	-6988.60	-5659.65	-3417.63	-2884.05	-2147.95
5.2	0.00	-10457.78	-10293.26	-8816.18	-5950.70	-5303.89	-4099.47	-2719.38	-2170.49	-1568.88
6.4	0.00	-7839.27	-7539.61	-6215.39	-4489.20	-3845.02	-2867.76	-2005.07	-1510.32	-1037.20
7.5	0.00	-6141.69	-5715.78	-4598.56	-3495.07	-2900.55	-2089.39	-1476.01	-1040.34	-663.99
8.6	0.00	-4667.91	-4183.46	-3108.88	-2596.77	-2106.71	-1445.00	-997.08	-645.34	-375.50

\*\* COSTOS INCREMENTALES ( \$/MWH) \*\* MIRAFLORES PERIODO : 55 AGOST-2005

QWD/XMX %	10.26	20.23	30.20	40.18	50.15	60.12	70.09	80.06	90.03	100.00
-----	-----	-----	-----	-----	-----	-----	-----	-----	-----	-----
3.8	0.00	-15273.22	-15013.27	-13711.03	-6813.20	-6293.65	-4874.61	-3381.72	-2682.98	-2024.90
5.2	0.00	-11891.94	-11147.89	-9416.33	-6072.11	-5185.68	-3833.95	-2837.07	-2164.81	-1609.40
6.5	0.00	-8756.30	-7789.12	-6461.55	-4948.49	-3965.41	-2877.36	-2287.30	-1572.62	-1124.44
7.9	0.00	-7377.38	-6244.22	-5153.63	-4189.78	-3229.88	-2344.56	-2110.45	-1129.31	-756.06
9.2	0.00	-8210.04	-6617.12	-5375.91	-4361.35	-3291.96	-2398.78	-2619.47	-902.74	-553.33

\*\* COSTOS INCREMENTALES ( \$/MWH) \*\* MIRAFLORES PERIODO : 56 SEPTI-2005

QWD/XMX %	11.95	21.73	31.51	41.30	51.08	60.86	70.65	80.43	90.22	100.00
-----	-----	-----	-----	-----	-----	-----	-----	-----	-----	-----
4.4	0.00	-12129.69	-11953.05	-9870.53	-6440.47	-5260.02	-4012.76	-3015.31	-2272.92	-1674.14
5.5	0.00	-11231.33	-10996.74	-8896.40	-5979.06	-4830.75	-3682.10	-2770.29	-2068.25	-1528.05
6.7	0.00	-10536.41	-10246.87	-8172.40	-5619.30	-4503.23	-3430.21	-2581.54	-1907.43	-1411.91
7.8	0.00	-10592.76	-10230.99	-8077.63	-5655.60	-4503.49	-3428.93	-2579.40	-1884.51	-1396.66
8.9	0.00	-15296.26	-14671.63	-11500.27	-8169.66	-6472.41	-4926.28	-3701.96	-2672.65	-1981.67

\*\* COSTOS INCREMENTALES ( \$/MWH) \*\* MIRAFLORES PERIODO : 57 OCTUB-2005

QWD/XMX %	13.80	23.37	32.95	42.53	52.11	61.69	71.27	80.84	90.42	100.00
-----	-----	-----	-----	-----	-----	-----	-----	-----	-----	-----
4.4	0.00	-15640.42	-14108.31	-11018.18	-8031.95	-6426.09	-4637.98	-3323.67	-2738.10	-2353.61
5.7	0.00	-13837.87	-11754.10	-8994.50	-6784.76	-5313.58	-3877.47	-2917.50	-2398.78	-2022.96
7.0	0.00	-12529.28	-10130.93	-7685.71	-5933.08	-4603.39	-3413.66	-2653.27	-2140.51	-1763.46
8.3	0.00	-12288.62	-9588.34	-7265.61	-5693.85	-4415.40	-3329.35	-2636.73	-2056.49	-1649.13
9.6	0.00	-13347.21	-10173.92	-7735.54	-6124.64	-4772.21	-3652.12	-2917.10	-2171.30	-1690.06

\*\* COSTOS INCREMENTALES ( \$/MWH) \*\* MIRAFLORES PERIODO : 58 NOVI-2005

QWD/XMX %	15.69	25.05	34.42	43.79	53.16	62.53	71.90	81.26	90.63	100.00
4.4	0.00	-18193.68	-16071.92	-12005.27	-7409.11	-5773.82	-5072.06	-4479.34	-3870.98	-3253.48
5.7	0.00	-16595.73	-13481.57	-9797.38	-6606.98	-5381.90	-4723.42	-4127.07	-3504.76	-2885.53
7.0	0.00	-14906.25	-11265.25	-8223.01	-6001.70	-5033.63	-4394.29	-3789.51	-3130.76	-2499.45
8.2	0.00	-13920.47	-10028.18	-7503.86	-5816.27	-4954.87	-4288.93	-3643.41	-2895.90	-2214.57
9.5	0.00	-13270.27	-9357.90	-7233.33	-5843.52	-5008.94	-4291.53	-3586.32	-2713.46	-1958.71

\*\* COSTOS INCREMENTALES ( \$/MWH) \*\* MIRAFLORES PERIODO : 59 DICIE-2005

QWD/XMX %	19.53	28.47	37.41	46.35	55.29	64.23	73.18	82.12	91.06	100.00
3.8	0.00	-16178.76	-11237.53	-9741.07	-8801.23	-7800.84	-6772.94	-5757.61	-4775.25	-3833.15
5.2	0.00	-14271.27	-10615.16	-9462.40	-8477.12	-7496.39	-6522.96	-5501.90	-4453.24	-3458.46
6.5	0.00	-12455.24	-10097.36	-9058.29	-8063.56	-7069.96	-6085.49	-5112.69	-4090.19	-3089.05
7.9	0.00	-11264.70	-9680.03	-8666.38	-7698.96	-6715.66	-5711.26	-4748.31	-3731.68	-2763.79
9.2	0.00	-10587.71	-9370.06	-8337.33	-7399.01	-6445.40	-5453.99	-4486.40	-3437.08	-2499.97

\*\* COSTOS INCREMENTALES ( \$/MWH) \*\* PENOL PERIODO : 1 FEBRE-2001

QWD/XMX %	90.25
69.0	0.00

\*\* COSTOS INCREMENTALES ( \$/MWH) \*\* PENOL PERIODO : 2 MARZO-2001

QWD/XMX %	10.85	20.75	30.66	40.57	50.47	60.38	70.28	80.19	90.09	100.00
15.3	0.00	-27315.51	-23433.16	-17274.57	-14114.44	-11582.33	-9404.16	-7586.27	-6062.89	-4857.78
23.2	0.00	-18371.20	-15068.76	-12171.80	-10274.67	-8452.66	-6836.43	-5448.64	-4277.94	-3287.62
31.2	0.00	-10866.59	-9303.73	-7770.70	-6400.28	-5135.04	-4035.65	-3088.89	-2199.81	-1320.13
39.2	0.00	-7513.93	-6257.14	-5057.86	-3997.26	-3081.17	-2286.18	-1568.17	-851.94	-260.65
47.2	0.00	-5956.40	-4810.77	-3792.18	-2914.70	-2158.40	-1489.79	-851.24	-302.72	-29.99

\*\* COSTOS INCREMENTALES ( \$/MWH) \*\* PENOL PERIODO : 3 ABRIL-2001

QWD/XMX %	6.00	16.44	26.89	37.33	47.78	58.22	68.67	79.11	89.56	100.00
23.9	0.00	-27633.09	-19296.96	-15517.59	-12582.36	-10178.54	-8139.15	-6425.61	-5106.32	-4017.89
34.8	0.00	-18953.54	-14274.73	-11891.65	-9805.37	-7893.22	-6241.11	-4877.70	-3796.30	-2806.82
45.7	0.00	-12734.46	-10347.90	-8668.96	-7048.98	-5576.64	-4334.32	-3297.21	-2421.29	-1432.44
56.6	0.00	-9660.82	-7960.02	-6498.21	-5150.19	-3984.18	-3012.73	-2176.43	-1437.02	-533.30
67.5	0.00	-8139.96	-6630.55	-5298.92	-4118.04	-3120.10	-2281.18	-1546.01	-881.62	-158.86

\*\* COSTOS INCREMENTALES ( \$/MWH) \*\* PENOL PERIODO : 4 MAYO -2001

QWD/XMX %	6.00	16.44	26.89	37.33	47.78	58.22	68.67	79.11	89.56	100.00
23.4	0.00	-21829.04	-17146.42	-13831.78	-11113.40	-8861.75	-7000.68	-5593.52	-4432.52	-3409.88
34.8	0.00	-16735.99	-13361.67	-10894.67	-8819.28	-6986.48	-5474.91	-4311.42	-3313.01	-2392.11
46.2	0.00	-13127.43	-10625.06	-8682.27	-7003.64	-5502.24	-4264.21	-3280.63	-2404.36	-1596.75
57.5	0.00	-10711.39	-8724.37	-7096.24	-5674.26	-4413.97	-3365.87	-2509.38	-1725.12	-1043.40
68.9	0.00	-9085.49	-7398.92	-5969.81	-4724.16	-3633.57	-2712.71	-1945.70	-1232.53	-676.37

\*\* COSTOS INCREMENTALES ( \$/MWH) \*\* PENOL PERIODO : 5 JUNIO-2001

QWD/XMX %	7.29	17.59	27.89	38.19	48.49	58.79	69.10	79.40	89.70	100.00
30.8	0.00	-23222.52	-18559.70	-14488.89	-11524.98	-8981.22	-7280.94	-5881.49	-4702.71	-3630.94
<del>46.9</del>	<del>0.00</del>	<del>-17036.24</del>	<del>-13508.83</del>	<del>-10909.17</del>	<del>-8750.66</del>	<del>-6843.72</del>	<del>-5483.20</del>	<del>-4357.84</del>	<del>-3378.59</del>	<del>-2451.99</del>
63.0	0.00	-12571.81	-10003.96	-8180.50	-6525.56	-5104.96	-4025.48	-3113.36	-2291.92	-1499.43
79.0	0.00	-9703.10	-7740.27	-6287.85	-4968.13	-3865.37	-2982.29	-2219.77	-1513.11	-856.38
95.1	0.00	-7883.83	-6278.76	-5032.99	-3938.18	-3032.79	-2278.11	-1615.98	-991.90	-472.53

\*\* COSTOS INCREMENTALES ( \$/MWH) \*\* PENOL PERIODO : 6 JULIO-2001

QWD/XMX %	9.04	19.15	29.26	39.36	49.47	59.58	69.68	79.79	89.89	100.00
30.3	0.00	-24166.76	-18307.74	-14299.36	-11028.27	-8932.42	-7299.98	-5932.73	-4691.00	-3556.93
43.9	0.00	-17549.69	-13391.23	-10689.82	-8361.97	-6749.79	-5446.13	-4334.64	-3330.18	-2405.49
57.5	0.00	-12544.74	-9726.31	-7851.17	-6170.34	-4927.67	-3901.52	-3018.58	-2221.75	-1468.24
71.1	0.00	-9310.27	-7289.75	-5859.41	-4591.86	-3609.60	-2789.22	-2084.18	-1440.66	-835.52
84.7	0.00	-7283.68	-5713.86	-4541.46	-3530.46	-2722.25	-2045.18	-1467.03	-927.54	-453.56

\*\* COSTOS INCREMENTALES ( \$/MWH) \*\* PENOL PERIODO : 7 AGOST-2001

QWD/XMX %	10.75	20.66	30.58	40.50	50.41	60.33	70.25	80.17	90.08	100.00
22.7	0.00	-22425.38	-16625.99	-12691.85	-10195.91	-8435.79	-6940.55	-5530.02	-4232.94	-3119.62
36.2	0.00	-15663.42	-11745.47	-9157.84	-7421.67	-6051.75	-4855.17	-3757.84	-2792.38	-1965.21
49.7	0.00	-10901.33	-8393.61	-6616.57	-5321.20	-4246.81	-3310.94	-2482.93	-1778.06	-1166.12
63.1	0.00	-7947.58	-6217.70	-4896.09	-3873.68	-3013.27	-2277.61	-1650.45	-1129.45	-675.40
76.6	0.00	-6130.87	-4812.89	-3756.91	-2910.55	-2200.33	-1608.43	-1121.74	-725.24	-387.96

\*\* COSTOS INCREMENTALES ( \$/MWH) \*\* PENOL PERIODO : 8 SEPTI-2001

QWD/XMX %	12.11	21.87	31.64	41.41	51.17	60.94	70.70	80.47	90.23	100.00
25.8	0.00	-21971.77	-15948.61	-12885.34	-10693.31	-8918.21	-7172.29	-5529.68	-4138.14	-2942.61
37.9	0.00	-14409.20	-10940.88	-8993.38	-7402.32	-5987.18	-4644.35	-3475.03	-2497.79	-1669.80
50.0	0.00	-9178.47	-7263.04	-5910.74	-4735.93	-3686.09	-2747.26	-1966.49	-1327.22	-801.15
62.0	0.00	-6121.74	-4873.34	-3854.86	-2974.97	-2216.54	-1570.95	-1058.40	-655.57	-347.02
74.1	0.00	-4366.62	-3413.54	-2601.57	-1921.86	-1362.12	-901.73	-559.75	-310.41	-141.48

**\*\* COSTOS INCREMENTALES ( \$/MWH) \*\***      **PENOL**      **PERIODO :**    9      **OCTUB-2001**

QWD/XMX %	13.63	23.23	32.82	42.42	52.02	61.61	71.21	80.81	90.40	100.00
31.1	0.00	-20964.37	-16617.29	-13725.44	-11597.83	-9292.77	-7253.89	-5520.23	-4003.77	-2763.14
46.6	0.00	-13496.71	-10982.57	-9200.89	-7547.85	-5875.39	-4444.18	-3246.44	-2253.08	-1417.90
62.1	0.00	-8619.42	-7050.71	-5745.06	-4498.53	-3371.14	-2436.53	-1682.15	-1061.26	-533.58
77.6	0.00	-5772.64	-4612.92	-3604.62	-2694.83	-1921.58	-1311.86	-838.13	-446.04	-163.47
93.2	0.00	-4277.92	-3319.67	-2496.97	-1781.29	-1194.08	-759.83	-435.81	-178.45	-45.67

**\*\* COSTOS INCREMENTALES ( \$/MWH) \*\***      **PENOL**      **PERIODO :**    10      **NOVIE-2001**

QWD/XMX %	15.29	24.70	34.11	43.53	52.94	62.35	71.76	81.16	90.59	100.00
40.2	0.00	-22572.72	-18177.64	-15611.91	-12190.08	-9646.95	-7494.09	-5545.14	-3892.52	-2741.72
53.7	0.00	-15643.46	-12617.29	-10565.97	-8371.03	-6513.68	-4886.33	-3520.87	-2444.05	-1620.86
67.3	0.00	-10224.13	-8233.67	-6688.98	-5233.27	-3964.37	-2879.61	-1998.16	-1317.18	-763.17
80.8	0.00	-6923.01	-5482.43	-4299.30	-3274.74	-2409.57	-1681.91	-1088.74	-651.82	-313.05
94.4	0.00	-5061.29	-3896.80	-2949.69	-2186.74	-1561.00	-1021.01	-583.61	-306.60	-118.58

**\*\* COSTOS INCREMENTALES ( \$/MWH) \*\***      **PENOL**      **PERIODO :**    11      **DICIE-2001**

QWD/XMX %	19.78	28.70	37.61	46.52	55.44	64.35	73.26	82.17	91.09	100.00
37.4	0.00	-24693.22	-21404.10	-16348.57	-13055.31	-10156.82	-7641.36	-5410.97	-3964.54	-2977.72
52.7	0.00	-16111.65	-13347.59	-10691.93	-8587.98	-6531.55	-4724.19	-3401.30	-2514.76	-1785.97
68.1	0.00	-9492.87	-7656.63	-6080.44	-4632.13	-3403.30	-2467.13	-1797.64	-1269.66	-637.32
83.4	0.00	-5922.62	-4598.19	-3483.60	-2542.74	-1844.83	-1343.09	-958.01	-578.38	-130.43
98.8	0.00	-4070.80	-3078.84	-2272.71	-1636.14	-1180.19	-848.18	-575.07	-266.70	-17.62

**\*\* COSTOS INCREMENTALES ( \$/MWH) \*\***      **PENOL**      **PERIODO :**    12      **ENERO-2002**

QWD/XMX %	19.78	28.70	37.61	46.52	55.44	64.35	73.26	82.17	91.09	100.00
25.9	0.00	-25213.53	-18433.51	-14729.85	-11234.22	-7932.47	-5599.24	-4177.53	-3157.89	-2347.53
36.1	0.00	-17876.12	-13010.53	-10162.29	-7699.75	-5472.56	-3935.80	-2943.50	-2203.82	-1600.50
46.3	0.00	-11584.86	-8542.68	-6573.24	-4940.60	-3533.92	-2567.47	-1908.62	-1404.81	-973.17
56.5	0.00	-7389.10	-5521.18	-4194.17	-3125.45	-2244.41	-1628.98	-1191.74	-854.37	-547.90
66.7	0.00	-4875.71	-3663.14	-2746.79	-2028.20	-1455.05	-1043.11	-742.87	-512.44	-293.93

**\*\* COSTOS INCREMENTALES ( \$/MWH) \*\***      **PENOL**      **PERIODO :**    13      **FEBRE-2002**

QWD/XMX %	17.00	26.22	35.44	44.67	53.89	63.11	72.33	81.56	90.78	100.00
16.2	0.00	-25025.62	-18995.63	-14155.88	-9236.15	-6625.09	-4982.18	-3739.22	-2733.74	-1978.53
25.2	0.00	-15743.68	-11669.72	-8623.25	-5983.89	-4388.62	-3306.41	-2442.91	-1754.63	-1238.78

34.3	0.00	-8067.45	-6030.29	-4464.52	-3228.19	-2381.50	-1756.38	-1265.07	-880.10	-577.02
43.4	0.00	-4288.59	-3177.57	-2334.39	-1697.45	-1229.68	-872.33	-591.88	-377.58	-211.43
52.4	0.00	-2681.72	-1968.96	-1430.31	-1016.79	-712.31	-478.67	-291.52	-157.90	-70.02

\*\* COSTOS INCREMENTALES ( \$/MWH) \*\* PENOL PERIODO : 14 MARZO-2002

QWD/XMX %	10.85	20.75	30.66	40.57	50.47	60.38	70.28	80.19	90.09	100.00
-----	-----	-----	-----	-----	-----	-----	-----	-----	-----	-----
15.3	0.00	-24708.04	-18589.31	-11546.40	-8048.24	-6014.66	-4439.85	-3159.08	-2219.69	-1557.46
23.2	0.00	-15925.65	-11299.13	-7670.83	-5509.78	-4091.64	-2973.78	-2108.72	-1469.20	-1006.40
31.2	0.00	-8296.65	-6052.98	-4342.49	-3152.96	-2288.55	-1621.40	-1124.03	-748.18	-448.95
39.2	0.00	-4463.86	-3241.06	-2334.70	-1666.11	-1166.50	-789.44	-513.91	-289.47	-115.54
47.2	0.00	-2928.63	-2106.79	-1497.76	-1042.75	-705.90	-454.43	-262.80	-105.85	-20.55

\*\* COSTOS INCREMENTALES ( \$/MWH) \*\* PENOL PERIODO : 15 ABRIL-2002

QWD/XMX %	6.00	16.44	26.89	37.33	47.78	58.22	68.67	79.11	89.56	100.00
-----	-----	-----	-----	-----	-----	-----	-----	-----	-----	-----
23.9	0.00	-25663.53	-15112.09	-10204.60	-7521.84	-5484.11	-3880.26	-2682.25	-1843.18	-1272.17
34.8	0.00	-16804.68	-10729.29	-7451.11	-5500.77	-3955.29	-2765.44	-1898.21	-1292.02	-857.68
45.7	0.00	-9898.28	-7007.88	-4980.29	-3612.35	-2548.90	-1756.05	-1186.52	-782.63	-448.08
56.6	0.00	-6368.51	-4645.21	-3315.36	-2347.32	-1621.45	-1093.76	-715.10	-440.35	-180.87
67.5	0.00	-4718.49	-3425.37	-2425.98	-1683.42	-1140.65	-749.64	-467.55	-258.66	-61.14

\*\* COSTOS INCREMENTALES ( \$/MWH) \*\* PENOL PERIODO : 16 MAYO -2002

QWD/XMX %	6.00	16.44	26.89	37.33	47.78	58.22	68.67	79.11	89.56	100.00
-----	-----	-----	-----	-----	-----	-----	-----	-----	-----	-----
23.4	0.00	-19037.44	-12529.55	-9362.96	-6831.30	-4831.62	-3334.75	-2293.76	-1593.53	-1087.15
34.8	0.00	-13629.75	-9347.13	-6967.77	-5027.03	-3516.75	-2418.45	-1655.18	-1125.84	-728.50
46.2	0.00	-9908.79	-7003.07	-5171.36	-3689.70	-2559.27	-1748.74	-1180.90	-774.74	-467.72
57.5	0.00	-7483.55	-5373.22	-3920.71	-2768.77	-1905.83	-1288.93	-851.05	-530.46	-296.23
68.9	0.00	-5893.82	-4252.10	-3065.05	-2144.38	-1464.48	-976.13	-624.47	-363.92	-187.23

\*\* COSTOS INCREMENTALES ( \$/MWH) \*\* PENOL PERIODO : 17 JUNIO-2002

QWD/XMX %	7.29	17.59	27.89	38.19	48.49	58.79	69.10	79.40	89.70	100.00
-----	-----	-----	-----	-----	-----	-----	-----	-----	-----	-----
30.8	0.00	-19899.88	-14608.27	-10645.55	-7539.79	-5238.34	-3619.11	-2552.28	-1807.83	-1219.21
46.9	0.00	-13758.07	-10154.17	-7512.61	-5262.14	-3634.16	-2518.82	-1763.28	-1214.73	-766.93
63.0	0.00	-9525.01	-7018.22	-5139.41	-3571.77	-2462.60	-1701.94	-1168.92	-767.18	-429.47
79.0	0.00	-6910.96	-5030.04	-3613.07	-2498.53	-1718.78	-1175.55	-782.85	-477.85	-226.68
95.1	0.00	-5307.99	-3801.49	-2683.20	-1848.76	-1265.55	-850.90	-543.84	-300.52	-116.33

\*\* COSTOS INCREMENTALES ( \$/MWH) \*\* PENOL PERIODO : 18 JULIO-2002

QWD/XMX %	9.04	19.15	29.26	39.36	49.47	59.58	69.68	79.79	89.89	100.00
-----------	------	-------	-------	-------	-------	-------	-------	-------	-------	--------

30.3	0.00	-21489.27	-15142.98	-10722.81	-7397.17	-5135.32	-3657.14	-2639.06	-1829.15	-1215.77
43.9	0.00	-14908.47	-10690.43	-7518.23	-5178.96	-3611.69	-2567.61	-1823.90	-1235.03	-789.62
57.5	0.00	-9982.97	-7264.82	-5077.39	-3491.73	-2441.19	-1719.34	-1192.78	-781.16	-462.75
71.1	0.00	-6873.17	-4984.07	-3463.06	-2383.90	-1661.59	-1151.09	-775.19	-483.35	-254.32
84.7	0.00	-4983.80	-3560.05	-2464.22	-1697.56	-1172.94	-795.00	-517.05	-300.30	-134.19

\*\* COSTOS INCREMENTALES ( \$/MWH) \*\* PENOL PERIODO : 19 AGOST-2002

QWD/XMX %	10.75	20.66	30.58	40.50	50.41	60.33	70.25	80.17	90.08	100.00
22.7	0.00	-20451.71	-13920.59	-9356.28	-6542.08	-4745.87	-3482.46	-2418.23	-1625.20	-1037.51
36.2	0.00	-13798.86	-9368.95	-6263.27	-4438.98	-3204.09	-2305.08	-1567.57	-1031.51	-636.58
49.7	0.00	-9015.94	-6208.76	-4177.17	-2965.63	-2115.73	-1486.80	-989.72	-633.27	-370.15
63.1	0.00	-6060.93	-4217.58	-2861.29	-2019.95	-1417.21	-971.21	-631.58	-389.81	-211.12
76.6	0.00	-4285.63	-2993.87	-2042.93	-1427.13	-981.17	-654.65	-414.39	-244.19	-119.76

\*\* COSTOS INCREMENTALES ( \$/MWH) \*\* PENOL PERIODO : 20 SEPTI-2002

QWD/XMX %	12.11	21.87	31.64	41.41	51.17	60.94	70.70	80.47	90.23	100.00
25.8	0.00	-20378.25	-12977.91	-9256.34	-6816.52	-5099.55	-3536.01	-2405.08	-1547.32	-942.03
37.9	0.00	-12957.89	-8375.30	-6041.08	-4415.81	-3202.56	-2178.80	-1447.17	-909.76	-539.32
50.0	0.00	-7517.31	-5066.24	-3646.32	-2617.85	-1836.08	-1220.72	-785.99	-476.25	-265.99
62.0	0.00	-4393.39	-3039.70	-2156.62	-1508.65	-1024.24	-660.56	-408.44	-234.07	-119.50
74.1	0.00	-2715.64	-1885.12	-1306.25	-885.29	-581.47	-358.82	-209.52	-110.79	-50.57

\*\* COSTOS INCREMENTALES ( \$/MWH) \*\* PENOL PERIODO : 21 OCTUB-2002

QWD/XMX %	13.63	23.23	32.82	42.42	52.02	61.61	71.21	80.81	90.40	100.00
31.1	0.00	-18901.32	-13355.02	-9863.28	-7540.37	-5245.23	-3629.77	-2363.26	-1454.39	-890.56
46.6	0.00	-11357.35	-8318.27	-6188.62	-4505.73	-3081.09	-2062.28	-1311.05	-800.97	-472.12
62.1	0.00	-6422.25	-4740.56	-3426.11	-2385.51	-1588.72	-1025.05	-635.72	-373.62	-187.02
77.6	0.00	-3739.22	-2689.51	-1870.04	-1252.45	-806.02	-500.31	-302.06	-158.08	-59.95
93.2	0.00	-2402.94	-1671.92	-1123.12	-725.83	-448.13	-266.00	-154.49	-64.07	-17.21

\*\* COSTOS INCREMENTALES ( \$/MWH) \*\* PENOL PERIODO : 22 NOVIE-2002

QWD/XMX %	15.29	24.70	34.11	43.53	52.94	62.35	71.76	81.18	90.59	100.00
40.2	0.00	-20545.06	-14756.42	-11336.16	-7966.98	-5630.00	-3737.75	-2322.74	-1425.46	-908.86
53.7	0.00	-13586.80	-9728.66	-7316.21	-5066.25	-3462.93	-2251.04	-1395.02	-863.36	-555.44
67.3	0.00	-8075.51	-5820.20	-4221.59	-2867.73	-1906.95	-1216.84	-748.98	-453.65	-285.79
80.8	0.00	-4709.13	-3361.74	-2346.07	-1563.75	-1019.02	-638.22	-381.40	-216.90	-128.06
94.4	0.00	-2956.16	-2054.55	-1384.92	-908.91	-583.05	-353.62	-195.82	-100.54	-53.39



** COSTOS INCREMENTALES ( \$/MWH) **		PENOL		PERIODO : 23		DICIE-2002				
QWD/XMX %	19.78	28.70	37.61	46.52	55.44	64.35	73.26	82.17	91.09	100.00
37.4	0.00	-22281.08	-17047.83	-11853.53	-8386.20	-5712.45	-3602.02	-2246.88	-1480.32	-1011.29
52.7	0.00	-13807.06	-10354.10	-7277.08	-5037.59	-3331.38	-2086.64	-1335.43	-895.95	-591.57
68.1	0.00	-7239.56	-5175.63	-3571.48	-2364.79	-1529.01	-980.74	-646.66	-425.64	-219.81
83.4	0.00	-3845.87	-2600.70	-1730.06	-1114.80	-721.78	-476.26	-314.58	-186.06	-52.95
98.8	0.00	-2277.75	-1507.67	-985.02	-631.56	-413.60	-274.51	-175.72	-84.45	-9.37

** COSTOS INCREMENTALES ( \$/MWH) **		PENOL		PERIODO : 24		ENERO-2003				
QWD/XMX %	19.78	28.70	37.61	46.52	55.44	64.35	73.26	82.17	91.09	100.00
25.9	0.00	-22648.20	-14402.94	-10040.67	-6697.03	-4110.29	-2570.34	-1730.13	-1191.36	-611.49
36.1	0.00	-14992.69	-9664.53	-6552.65	-4333.45	-2672.17	-1711.64	-1161.37	-795.15	-531.33
46.3	0.00	-9092.74	-5900.56	-3936.86	-2585.49	-1612.01	-1051.15	-713.93	-483.15	-310.70
56.5	0.00	-5296.73	-3476.11	-2299.70	-1505.39	-951.38	-625.89	-421.99	-280.25	-169.17
66.7	0.00	-3124.30	-2067.13	-1361.21	-890.90	-569.88	-374.76	-248.62	-160.48	-88.28

** COSTOS INCREMENTALES ( \$/MWH) **		PENOL		PERIODO : 25		FEBRE-2003				
QWD/XMX %	17.00	26.22	35.44	44.67	53.89	63.11	72.33	81.56	90.78	100.00
16.2	0.00	-21863.63	-14388.62	-9518.84	-5372.71	-3413.86	-2312.39	-1580.37	-1058.01	-694.38
25.2	0.00	-12795.34	-8277.70	-5327.51	-3189.08	-2084.96	-1426.82	-961.03	-630.43	-403.50
34.3	0.00	-5519.99	-3709.01	-2380.43	-1509.39	-1005.41	-679.55	-449.70	-288.04	-173.07
43.4	0.00	-2355.89	-1571.14	-1024.19	-671.47	-445.79	-292.54	-184.70	-110.57	-57.88
52.4	0.00	-1213.95	-803.24	-528.26	-345.29	-223.52	-140.07	-80.67	-42.10	-17.89

** COSTOS INCREMENTALES ( \$/MWH) **		PENOL		PERIODO : 26		MARZO-2003				
QWD/XMX %	10.85	20.75	30.66	40.57	50.47	60.38	70.28	80.19	90.09	100.00
15.3	0.00	-21718.56	-14402.48	-7697.28	-4718.71	-3167.48	-2112.20	-1364.37	-857.71	-539.15
23.2	0.00	-12884.51	-8097.95	-4652.24	-2952.17	-1978.34	-1303.63	-839.32	-524.18	-323.54
31.2	0.00	-5688.09	-3698.21	-2283.05	-1484.46	-978.39	-631.58	-397.85	-241.02	-134.34
39.2	0.00	-2475.54	-1597.20	-1027.67	-665.02	-424.85	-264.19	-157.20	-82.63	-32.06
47.2	0.00	-1371.88	-887.85	-572.47	-362.85	-224.96	-134.01	-71.56	-27.13	-5.19

** COSTOS INCREMENTALES ( \$/MWH) **		PENOL		PERIODO : 27		ABRIL-2003				
QWD/XMX %	6.00	16.44	26.89	37.33	47.78	58.22	68.67	79.11	89.56	100.00
23.9	0.00	-22989.74	-11610.22	-6852.72	-4512.06	-2957.40	-1897.20	-1165.64	-711.06	-442.76
34.8	0.00	-14116.05	-7634.63	-4621.80	-3056.38	-1979.16	-1253.02	-765.49	-466.03	-281.22
45.7	0.00	-7240.89	-4414.75	-2761.25	-1800.91	-1146.30	-713.30	-432.56	-258.26	-135.16

56.6	0.00	-4026.26	-2582.18	-1643.47	-1050.31	-654.74	-399.48	-237.70	-134.17	-50.14
67.5	0.00	-2680.91	-1733.33	-1103.77	-692.89	-423.96	-253.47	-145.92	-74.71	-15.84

**\*\* COSTOS INCREMENTALES ( \$/MWH) \*\* PENOL PERIODO : 28 MAYO -2003**

QWD/XMX %	6.00	16.44	26.89	37.33	47.78	58.22	68.67	79.11	89.56	100.00
23.4	0.00	-16304.73	-9428.01	-6322.17	-4144.35	-2659.85	-1625.62	-990.95	-621.41	-384.57
34.8	0.00	-10999.49	-6624.60	-4413.91	-2862.16	-1816.82	-1109.44	-677.58	-418.64	-247.13
46.2	0.00	-7468.50	-4650.09	-3069.77	-1971.17	-1238.89	-755.14	-458.76	-275.82	-152.77
57.5	0.00	-5259.40	-3344.43	-2185.51	-1391.02	-866.76	-526.04	-315.17	-182.10	-93.73
68.9	0.00	-3868.43	-2485.74	-1607.94	-1015.11	-627.55	-377.92	-221.24	-121.22	-57.68

**\*\* COSTOS INCREMENTALES ( \$/MWH) \*\* PENOL PERIODO : 29 JUNIO 2003**

QWD/XMX %	7.29	17.59	27.89	38.19	48.49	58.79	69.10	79.40	89.70	100.00
30.8	0.00	-17105.68	-11375.43	-7464.38	-4873.65	-2989.16	-1825.18	-1161.05	-744.18	-453.72
46.9	0.00	-10907.85	-7438.94	-4852.59	-3110.96	-1905.58	-1175.18	-744.33	-465.41	-265.66
63.0	0.00	-6873.52	-4710.72	-3035.62	-1917.64	-1177.88	-729.50	-454.79	-272.25	-137.48
79.0	0.00	-4566.38	-3081.79	-1958.83	-1225.41	-754.85	-465.66	-282.50	-158.42	-67.27
95.1	0.00	-3247.76	-2143.28	-1346.14	-837.20	-515.76	-314.40	-183.69	-94.12	-32.16

**\*\* COSTOS INCREMENTALES ( \$/MWH) \*\* PENOL PERIODO : 30 JULIO-2003**

QWD/XMX %	9.04	19.15	29.26	39.36	49.47	59.58	69.68	79.79	89.89	100.00
30.3	0.00	-18705.76	-12063.53	-7912.38	-4880.15	-2986.92	-1925.03	-1258.58	-790.71	-467.95
43.9	0.00	-12230.55	-7925.84	-5159.73	-3146.42	-1954.65	-1260.39	-811.10	-497.21	-283.14
57.5	0.00	-7562.82	-4942.94	-3171.29	-1934.42	-1214.22	-776.83	-488.29	-289.40	-153.03
71.1	0.00	-4780.33	-3110.99	-1970.13	-1210.38	-761.66	-479.69	-292.63	-165.47	-77.88
84.7	0.00	-3197.80	-2052.00	-1289.63	-798.15	-499.70	-307.94	-181.24	-95.93	-38.39

**\*\* COSTOS INCREMENTALES ( \$/MWH) \*\* PENOL PERIODO : 31 AGOST-2003**

QWD/XMX %	10.75	20.66	30.58	40.50	50.41	60.33	70.25	80.17	90.08	100.00
22.7	0.00	-17333.56	-11411.58	-6766.35	-4239.20	-2806.27	-1865.84	-1177.17	-699.97	-398.81
36.2	0.00	-10908.46	-7079.09	-4156.27	-2660.10	-1751.12	-1141.96	-704.04	-410.60	-226.25
49.7	0.00	-6619.84	-4267.89	-2536.94	-1637.04	-1064.45	-677.63	-407.88	-232.11	-120.21
63.1	0.00	-4156.19	-2664.21	-1612.47	-1038.43	-663.69	-411.68	-241.72	-133.24	-62.96
76.6	0.00	-2764.82	-1763.66	-1083.67	-691.83	-433.19	-261.56	-149.51	-79.03	-33.11

**\*\* COSTOS INCREMENTALES ( \$/MWH) \*\* PENOL PERIODO : 32 SEPTI-2003**

QWD/XMX %	12.11	21.87	31.64	41.41	51.17	60.94	70.70	80.47	90.23	100.00
-----------	-------	-------	-------	-------	-------	-------	-------	-------	-------	--------

25.8	0.00	-18437.41	-10383.43	-6789.90	-4569.37	-3090.96	-1953.18	-1164.64	-671.07	-369.27
37.9	0.00	-11160.20	-6235.05	-4151.38	-2771.56	-1826.65	-1127.62	-661.89	-375.04	-201.23
50.0	0.00	-5966.87	-3487.02	-2321.51	-1522.30	-972.29	-585.25	-336.01	-184.81	-93.57
62.0	0.00	-3177.45	-1941.54	-1273.00	-814.31	-503.54	-294.65	-163.95	-86.06	-39.72
74.1	0.00	-1796.75	-1122.16	-718.01	-445.91	-266.68	-150.44	-79.91	-39.17	-15.99

\*\* COSTOS INCREMENTALES ( \$/MWH) \*\* PENOL PERIODO : 33 OCTUB-2003

QWD/XMX %	13.63	23.23	32.82	42.42	52.02	61.61	71.21	80.81	90.40	100.00
-----	-----	-----	-----	-----	-----	-----	-----	-----	-----	-----
31.1	0.00	-16801.28	-10958.68	-7505.38	-5178.47	-3301.47	-1987.10	-1161.05	-647.75	-356.73
46.6	0.00	-9312.54	-6471.70	-4367.09	-2899.96	-1795.41	-1062.81	-610.43	-336.88	-178.15
62.1	0.00	-4757.50	-3321.11	-2173.70	-1378.77	-827.84	-479.36	-268.89	-141.53	-64.12
77.6	0.00	-2542.05	-1699.80	-1071.66	-652.34	-380.09	-214.11	-115.88	-54.19	-16.64
93.2	0.00	-1523.02	-972.45	-592.56	-349.17	-197.00	-107.13	-54.63	-20.67	-4.92

\*\* COSTOS INCREMENTALES ( \$/MWH) \*\* PENOL PERIODO : 34 NOVI-2003

QWD/XMX %	15.29	24.70	34.11	43.53	52.94	62.35	71.76	81.18	90.59	100.00
-----	-----	-----	-----	-----	-----	-----	-----	-----	-----	-----
40.2	0.00	-18605.34	-12593.91	-8851.97	-5756.83	-3515.25	-2088.25	-1178.52	-652.77	-375.33
53.7	0.00	-11915.79	-7991.68	-5498.71	-3456.60	-2074.70	-1217.80	-685.39	-384.27	-217.49
67.3	0.00	-6691.79	-4499.58	-2975.45	-1815.16	-1076.46	-624.55	-350.21	-194.09	-101.57
80.8	0.00	-3629.33	-2406.94	-1525.17	-911.96	-536.11	-307.74	-169.09	-89.25	-40.77
94.4	0.00	-2100.27	-1348.34	-823.53	-486.56	-284.34	-160.47	-82.77	-40.06	-15.34

\*\* COSTOS INCREMENTALES ( \$/MWH) \*\* PENOL PERIODO : 35 DICIE-2003

QWD/XMX %	19.78	28.70	37.61	46.52	55.44	64.35	73.26	82.17	91.09	100.00
-----	-----	-----	-----	-----	-----	-----	-----	-----	-----	-----
37.4	0.00	-20742.35	-14413.84	-9283.65	-5744.82	-3533.04	-2040.18	-1155.05	-693.48	-438.21
52.7	0.00	-12483.13	-8803.18	-5360.61	-3307.29	-1995.36	-1137.96	-660.58	-406.88	-250.90
68.1	0.00	-5983.17	-4008.30	-2402.19	-1439.62	-850.61	-495.80	-298.80	-183.90	-89.78
83.4	0.00	-2876.03	-1771.42	-1056.17	-616.52	-364.56	-220.94	-135.81	-78.36	-19.72
98.8	0.00	-1609.65	-961.87	-571.05	-331.23	-198.92	-122.71	-74.52	-37.30	-3.06

\*\* COSTOS INCREMENTALES ( \$/MWH) \*\* PENOL PERIODO : 36 ENERO-2004

QWD/XMX %	19.78	28.70	37.61	46.52	55.44	64.35	73.26	82.17	91.09	100.00
-----	-----	-----	-----	-----	-----	-----	-----	-----	-----	-----
25.9	0.00	-20280.06	-11792.29	-7398.80	-4522.31	-2538.26	-1435.66	-885.32	-566.66	-358.96
36.1	0.00	-13993.45	-7810.94	-4761.84	-2875.88	-1611.30	-936.33	-584.08	-371.60	-231.44
46.3	0.00	-8458.85	-4688.65	-2812.31	-1681.90	-948.59	-563.44	-353.20	-222.40	-134.63
56.5	0.00	-4799.15	-2690.37	-1602.09	-953.58	-544.66	-328.13	-205.14	-127.20	-73.58
66.7	0.00	-2695.93	-1537.25	-913.43	-543.75	-315.35	-191.28	-118.37	-71.78	-38.76

\*\* COSTOS INCREMENTALES ( \$/MWH) \*\* PENOL PERIODO : 37 FEBRE-2004

QWD/XMX %	17.00	26.22	35.44	44.67	53.89	63.11	72.33	81.56	90.78	100.00
16.2	0.00	-19472.21	-11576.45	-7065.73	-3608.68	-2064.02	-1292.41	-822.89	-509.27	-304.60
25.2	0.00	-11488.47	-6625.54	-3868.58	-2073.82	-1233.27	-775.97	-482.63	-290.80	-170.62
34.3	0.00	-4740.46	-2824.20	-1632.54	-928.95	-566.73	-354.30	-217.08	-127.78	-71.41
43.4	0.00	-1801.87	-1078.77	-635.48	-378.87	-233.02	-142.72	-84.44	-47.34	-23.65
52.4	0.00	-819.28	-492.21	-295.12	-177.20	-107.92	-64.28	-35.72	-17.95	-7.38

\*\* COSTOS INCREMENTALES ( \$/MWH) \*\* PENOL PERIODO : 38 MARZO-2004

QWD/XMX %	10.85	20.75	30.66	40.57	50.47	60.38	70.28	80.19	90.09	100.00
15.3	0.00	-19433.31	-11709.62	-5723.63	-3190.14	-1948.83	-1199.87	-705.02	-397.58	-224.48
23.2	0.00	-11828.67	-6613.72	-3368.37	-1939.81	-1191.15	-723.49	-423.33	-237.18	-132.51
31.2	0.00	-5129.21	-2909.69	-1594.47	-943.92	-572.84	-340.20	-195.49	-108.48	-57.10
39.2	0.00	-1986.63	-1144.83	-667.23	-394.35	-232.02	-133.72	-74.75	-38.30	-15.25
47.2	0.00	-988.65	-581.76	-344.55	-199.56	-114.01	-63.91	-33.89	-13.73	-2.99

\*\* COSTOS INCREMENTALES ( \$/MWH) \*\* PENOL PERIODO : 39 ABRIL-2004

QWD/XMX %	6.00	16.44	26.89	37.33	47.78	58.22	68.67	79.11	89.56	100.00
23.9	0.00	-21317.66	-9809.76	-5255.14	-3131.59	-1890.05	-1101.87	-603.16	-327.34	-186.05
34.8	0.00	-13611.39	-6368.72	-3472.16	-2092.40	-1248.01	-715.80	-389.65	-212.91	-119.27
45.7	0.00	-6971.57	-3630.30	-2044.82	-1223.00	-714.99	-402.77	-219.39	-119.79	-61.24
56.6	0.00	-3588.67	-2019.50	-1167.52	-685.50	-390.81	-216.52	-117.70	-62.64	-25.29
67.5	0.00	-2167.22	-1261.78	-736.03	-423.16	-235.81	-128.99	-69.28	-34.68	-9.04

\*\* COSTOS INCREMENTALES ( \$/MWH) \*\* PENOL PERIODO : 40 MAYO -2004

QWD/XMX %	6.00	16.44	26.89	37.33	47.78	58.22	68.67	79.11	89.56	100.00
23.4	0.00	-15295.68	-8042.64	-4876.80	-2950.34	-1717.66	-931.96	-504.53	-289.39	-165.98
34.8	0.00	-10242.15	-5530.21	-3357.30	-2009.50	-1155.04	-626.98	-342.63	-195.03	-107.83
46.2	0.00	-6819.91	-3798.39	-2296.48	-1358.76	-772.46	-419.96	-230.40	-128.76	-67.66
57.5	0.00	-4672.72	-2667.64	-1601.02	-936.76	-527.99	-287.37	-157.19	-85.29	-42.18
68.9	0.00	-3329.10	-1930.70	-1148.20	-664.89	-372.26	-202.53	-109.64	-57.07	-26.36

\*\* COSTOS INCREMENTALES ( \$/MWH) \*\* PENOL PERIODO : 41 JUNIO-2004

QWD/XMX %	7.29	17.59	27.89	38.19	48.49	58.79	69.10	79.40	89.70	100.00
30.8	0.00	-15948.47	-9713.47	-5980.90	-3541.51	-1928.22	-1041.88	-605.45	-358.36	-198.86
46.9	0.00	-10082.34	-6285.44	-3808.20	-2215.94	-1203.43	-662.05	-385.44	-223.06	-117.66
63.0	0.00	-6185.28	-3896.78	-2315.79	-1324.72	-723.57	-403.68	-232.63	-129.71	-62.33
79.0	0.00	-3953.95	-2465.30	-1436.54	-811.80	-447.66	-251.31	-141.76	-74.91	-31.42

95.1	0.00	-2696.95	-1644.61	-941.49	-528.62	-294.12	-164.74	-90.08	-44.24	-15.52
** COSTOS INCREMENTALES ( \$/MWH) **		PENOL			PERIODO :		42	JULIO-2004		
QWD/XMX %	9.04	19.15	29.26	39.36	49.47	59.58	69.68	79.79	89.89	100.00
-----	-----	-----	-----	-----	-----	-----	-----	-----	-----	-----
30.3	0.00	-17274.72	-10698.38	-6432.56	-3520.46	-1904.26	-1123.67	-680.35	-388.79	-204.10
43.9	0.00	-11300.87	-6901.38	-4100.61	-2208.24	-1220.73	-725.99	-431.97	-240.41	-122.19
57.5	0.00	-6887.35	-4191.24	-2443.20	-1316.17	-742.27	-439.78	-255.26	-137.76	-65.90
71.1	0.00	-4237.22	-2548.70	-1459.52	-796.27	-454.66	-265.54	-149.55	-77.72	-33.63
84.7	0.00	-2737.99	-1612.98	-913.63	-506.94	-290.43	-165.97	-90.33	-44.63	-16.65
** COSTOS INCREMENTALES ( \$/MWH) **		PENOL			PERIODO :		43	AGOST-2004		
QWD/XMX %	10.75	20.66	30.58	40.50	50.41	60.33	70.25	80.17	90.08	100.00
-----	-----	-----	-----	-----	-----	-----	-----	-----	-----	-----
22.7	0.00	-16371.77	-10039.95	-5248.79	-2921.74	-1800.47	-1109.95	-633.51	-331.00	-167.09
36.2	0.00	-10408.13	-6141.84	-3160.13	-1809.07	-1114.54	-671.62	-373.86	-192.67	-95.71
49.7	0.00	-6249.41	-3627.17	-1887.18	-1100.11	-670.21	-393.56	-214.23	-108.97	-52.01
63.1	0.00	-3817.40	-2197.58	-1169.45	-686.66	-410.76	-234.90	-125.29	-62.69	-27.95
76.6	0.00	-2444.21	-1400.93	-763.60	-447.76	-261.96	-145.88	-76.26	-37.26	-15.07
** COSTOS INCREMENTALES ( \$/MWH) **		PENOL			PERIODO :		44	SEPTI-2004		
QWD/XMX %	12.11	21.87	31.64	41.41	51.17	60.94	70.70	80.47	90.23	100.00
-----	-----	-----	-----	-----	-----	-----	-----	-----	-----	-----
25.8	0.00	-17311.25	-8739.60	-5102.43	-3249.72	-2031.76	-1155.69	-599.39	-305.70	-155.46
37.9	0.00	-10502.16	-5134.97	-3067.19	-1938.70	-1174.78	-650.76	-335.54	-171.30	-86.40
50.0	0.00	-5472.17	-2792.14	-1686.81	-1042.05	-610.14	-330.13	-169.21	-85.53	-41.33
62.0	0.00	-2785.29	-1503.52	-904.83	-542.30	-307.48	-163.04	-82.62	-40.63	-18.08
74.1	0.00	-1489.52	-835.63	-495.02	-287.13	-158.09	-82.02	-40.54	-18.95	-7.49
** COSTOS INCREMENTALES ( \$/MWH) **		PENOL			PERIODO :		45	OCTUB-2004		
QWD/XMX %	13.63	23.23	32.82	42.42	52.02	61.61	71.21	80.81	90.40	100.00
-----	-----	-----	-----	-----	-----	-----	-----	-----	-----	-----
31.1	0.00	-15688.30	-9094.80	-5983.19	-3807.64	-2185.62	-1136.75	-586.36	-301.58	-160.38
46.6	0.00	-8701.24	-5344.76	-3444.51	-2101.26	-1163.94	-603.57	-313.25	-163.26	-85.05
62.1	0.00	-4277.50	-2705.22	-1669.40	-968.77	-522.43	-271.84	-142.04	-72.92	-33.06
77.6	0.00	-2159.88	-1337.24	-783.78	-436.46	-232.09	-121.29	-62.93	-29.77	-10.33
93.2	0.00	-1229.38	-729.66	-409.94	-223.32	-117.66	-61.12	-30.44	-12.05	-2.90
** COSTOS INCREMENTALES ( \$/MWH) **		PENOL			PERIODO :		46	NOVIE-2004		
QWD/XMX %	15.29	24.70	34.11	43.53	52.94	62.35	71.76	81.18	90.59	100.00
-----	-----	-----	-----	-----	-----	-----	-----	-----	-----	-----
40.2	0.00	-16902.26	-11293.77	-7352.95	-4332.71	-2281.42	-1186.99	-611.70	-323.65	-186.39

53.7	0.00	-10809.85	-7127.62	-4517.92	-2540.48	-1320.86	-692.95	-364.70	-200.42	-115.42
67.3	0.00	-6014.86	-3926.76	-2385.21	-1293.87	-676.03	-361.20	-195.03	-108.34	-57.28
80.8	0.00	-3205.15	-2034.20	-1181.49	-632.90	-338.15	-185.87	-100.61	-53.70	-24.05
94.4	0.00	-1810.96	-1099.61	-618.15	-335.15	-186.39	-105.65	-53.66	-26.07	-9.35

\*\* COSTOS INCREMENTALES ( \$/MWH) \*\* PENOL PERIODO : 47 DICIE-2004

QWD/XMX %	19.78	28.70	37.61	46.52	55.44	64.35	73.26	82.17	91.09	100.00
-----	-----	-----	-----	-----	-----	-----	-----	-----	-----	-----
37.4	0.00	-19768.54	-12797.08	-7559.07	-4036.21	-2189.31	-1158.04	-623.62	-369.69	-244.13
52.7	0.00	-12354.93	-8228.68	-4403.40	-2322.49	-1261.16	-672.84	-383.35	-242.72	-164.96
68.1	0.00	-5917.31	-3791.85	-1969.76	-1047.06	-577.94	-328.16	-204.30	-137.58	-78.78
83.4	0.00	-2765.93	-1555.31	-826.90	-454.97	-265.52	-166.46	-112.44	-75.33	-24.26
<del>98.8</del>	<del>0.00</del>	<del>-1475.04</del>	<del>-783.82</del>	<del>-435.16</del>	<del>-251.43</del>	<del>-157.58</del>	<del>-105.88</del>	<del>-73.58</del>	<del>-44.16</del>	<del>-5.51</del>

\*\* COSTOS INCREMENTALES ( \$/MWH) \*\* PENOL PERIODO : 48 ENERO-2005

QWD/XMX %	19.78	28.70	37.61	46.52	55.44	64.35	73.26	82.17	91.09	100.00
-----	-----	-----	-----	-----	-----	-----	-----	-----	-----	-----
25.9	0.00	-19369.85	-10214.54	-5526.03	-3006.38	-1561.13	-847.63	-519.24	-351.47	-259.36
36.1	0.00	-13800.91	-6893.59	-3578.29	-1945.47	-1023.25	-586.39	-375.58	-263.22	-196.00
46.3	0.00	-8560.19	-4231.63	-2161.68	-1183.62	-642.70	-389.17	-259.53	-186.22	-135.91
56.5	0.00	-4932.41	-2480.63	-1278.92	-714.62	-407.18	-258.93	-177.52	-128.11	-88.10
66.7	0.00	-2793.01	-1448.96	-769.90	-445.92	-269.27	-178.17	-123.61	-88.02	-54.58

\*\* COSTOS INCREMENTALES ( \$/MWH) \*\* PENOL PERIODO : 49 FEBRE-2005

QWD/XMX %	17.00	26.22	35.44	44.67	53.89	63.11	72.33	81.56	90.78	100.00
-----	-----	-----	-----	-----	-----	-----	-----	-----	-----	-----
16.2	0.00	-18163.14	-9109.64	-5042.84	-2362.54	-1315.00	-800.74	-554.07	-414.22	-335.64
25.2	0.00	-11459.25	-5376.72	-2838.50	-1426.01	-848.18	-559.27	-403.26	-309.81	-250.30
34.3	0.00	-5045.20	-2536.18	-1365.02	-767.87	-498.87	-353.01	-264.38	-203.11	-155.19
43.4	0.00	-1960.67	-1084.59	-639.12	-412.49	-291.85	-215.57	-159.40	-114.24	-76.55
52.4	0.00	-889.45	-547.72	-365.80	-262.80	-195.32	-144.42	-99.43	-61.27	-32.79

\*\* COSTOS INCREMENTALES ( \$/MWH) \*\* PENOL PERIODO : 50 MARZO-2005

QWD/XMX %	10.85	20.75	30.66	40.57	50.47	60.38	70.28	80.19	90.09	100.00
-----	-----	-----	-----	-----	-----	-----	-----	-----	-----	-----
15.3	0.00	-17702.59	-9758.23	-4289.53	-2276.22	-1354.97	-905.55	-660.36	-533.38	-445.97
23.2	0.00	-11189.07	-5518.77	-2571.28	-1462.22	-936.84	-664.74	-508.72	-411.24	-331.80
31.2	0.00	-4957.87	-2557.51	-1362.83	-858.57	-599.41	-448.48	-347.78	-268.77	-191.49
39.2	0.00	-1974.47	-1132.98	-719.23	-507.89	-379.14	-287.63	-213.57	-141.62	-74.29
47.2	0.00	-1020.37	-668.38	-479.57	-361.89	-274.88	-202.18	-137.24	-67.44	-20.22

\*\* COSTOS INCREMENTALES ( \$/MWH) \*\* PENOL PERIODO : 51 ABRIL-2005

QWD/XMX %	6.00	16.44	26.89	37.33	47.78	58.22	68.67	79.11	89.56	100.00
23.9	0.00	-19998.20	-8278.47	-4193.66	-2397.93	-1555.64	-1118.66	-893.54	-743.34	-602.78
34.8	0.00	-13175.99	-5415.86	-2883.40	-1756.13	-1203.02	-900.68	-724.16	-586.80	-450.95
45.7	0.00	-6893.40	-3264.98	-1883.38	-1235.78	-893.90	-687.13	-541.45	-414.25	-277.55
56.6	0.00	-3565.96	-1982.37	-1261.26	-891.44	-671.81	-516.54	-387.85	-270.77	-136.70
67.5	0.00	-2200.88	-1374.84	-952.31	-709.48	-544.69	-410.32	-289.52	-180.60	-56.59

\*\* COSTOS INCREMENTALES ( \$/MWH) \*\* PENOL PERIODO : 52 MAYO -2005

QWD/XMX %	6.00	16.44	26.89	37.33	47.78	58.22	68.67	79.11	89.56	100.00
23.4	0.00	-14150.73	-7087.50	-4072.93	-2646.54	-1902.91	-1534.08	-1289.43	-1054.52	-816.94
<del>34.8</del>	<del>0.00</del>	<del>-9583.01</del>	<del>-5048.24</del>	<del>-3052.73</del>	<del>-2080.51</del>	<del>-1553.51</del>	<del>-1257.19</del>	<del>-1031.42</del>	<del>-811.42</del>	<del>-588.04</del>
<del>46.2</del>	<del>0.00</del>	<del>-6531.26</del>	<del>-3676.66</del>	<del>-2344.88</del>	<del>-1666.63</del>	<del>-1275.45</del>	<del>-1023.87</del>	<del>-811.87</del>	<del>-605.34</del>	<del>-400.12</del>
57.5	0.00	-4656.75	-2801.74	-1877.66	-1379.34	-1068.39	-842.95	-640.88	-446.66	-265.14
68.9	0.00	-3512.05	-2243.44	-1569.78	-1181.37	-917.78	-708.01	-512.48	-329.29	-173.75

\*\* COSTOS INCREMENTALES ( \$/MWH) \*\* PENOL PERIODO : 53 JUNIO-2005

QWD/XMX %	7.29	17.59	27.89	38.19	48.49	58.79	69.10	79.40	89.70	100.00
30.8	0.00	-15377.99	-8515.93	-5424.59	-3784.12	-3046.93	-2614.63	-2196.37	-1766.10	-1420.54
46.9	0.00	-10131.56	-6045.14	-4073.76	-3021.71	-2479.26	-2090.13	-1711.17	-1343.01	-993.93
63.0	0.00	-6658.90	-4366.30	-3124.52	-2423.39	-1990.66	-1635.66	-1295.42	-967.01	-614.60
79.0	0.00	-4741.82	-3356.27	-2523.26	-2004.32	-1629.83	-1301.16	-988.61	-683.22	-353.04
95.1	0.00	-3711.00	-2768.73	-2153.25	-1725.30	-1382.38	-1072.49	-776.33	-484.93	-194.96

\*\* COSTOS INCREMENTALES ( \$/MWH) \*\* PENOL PERIODO : 54 JULIO-2005

QWD/XMX %	9.04	19.15	29.26	39.36	49.47	59.58	69.68	79.79	89.89	100.00
30.3	0.00	-16215.68	-10166.91	-6940.88	-5612.07	-4895.46	-4179.32	-3388.09	-2804.62	-2291.95
43.9	0.00	-11334.20	-7506.63	-5528.65	-4584.42	-3947.48	-3297.53	-2644.42	-2141.01	-1631.44
57.5	0.00	-7864.61	-5646.17	-4405.74	-3681.09	-3096.49	-2524.30	-1988.74	-1538.14	-1028.01
71.1	0.00	-5864.90	-4487.98	-3619.02	-3004.42	-2460.50	-1955.13	-1496.83	-1081.55	-598.87
84.7	0.00	-4765.75	-3785.10	-3097.23	-2538.12	-2026.74	-1569.31	-1156.80	-766.22	-333.87

\*\* COSTOS INCREMENTALES ( \$/MWH) \*\* PENOL PERIODO : 55 AGOST-2005

QWD/XMX %	10.75	20.66	30.58	40.50	50.41	60.33	70.25	80.17	90.08	100.00
22.7	0.00	-16187.27	-11598.62	-9803.16	-8755.69	-7486.56	-6016.60	-5104.06	-4263.29	-3443.35
36.2	0.00	-12224.12	-9268.12	-7907.99	-6950.60	-5835.78	-4689.70	-3902.57	-3144.29	-2371.57
49.7	0.00	-9516.08	-7560.50	-6403.01	-5511.24	-4539.30	-3613.18	-2902.14	-2217.31	-1502.14
63.1	0.00	-7883.72	-6411.06	-5349.63	-4499.95	-3630.35	-2828.50	-2169.13	-1548.52	-912.95
76.6	0.00	-6912.25	-5650.89	-4644.65	-3826.35	-3020.64	-2284.46	-1661.55	-1094.06	-545.77

** COSTOS INCREMENTALES ( \$/MWH) **		PENOL		PERIODO : 56 SEPTI-2005						
QWD/XMX %	12.11	21.87	31.64	41.41	51.17	60.94	70.70	80.47	90.23	100.00
25.8	0.00	-20809.57	-18659.46	-16994.40	-14472.70	-11425.94	-10003.20	-8434.36	-6980.72	-5394.15
37.9	0.00	-17620.65	-15380.79	-13180.74	-11129.62	-8973.02	-7648.19	-6329.93	-5037.22	-3665.89
50.0	0.00	-14906.64	-12355.48	-10147.23	-8331.25	-6829.68	-5612.15	-4451.80	-3298.32	-2094.19
62.0	0.00	-12756.05	-10109.25	-8111.54	-6518.18	-5290.03	-4134.13	-3035.75	-2021.97	-1049.00
74.1	0.00	-11151.90	-8624.77	-6839.05	-5416.82	-4278.14	-3149.12	-2074.70	-1195.37	-481.76

** COSTOS INCREMENTALES ( \$/MWH) **		PENOL		PERIODO : 57 OCTUB-2005						
QWD/XMX %	13.63	23.23	32.82	42.42	52.02	61.61	71.21	80.81	90.40	100.00
31.1	0.00	-42745.97	-35111.25	-27935.00	-21568.12	-19351.79	-16445.22	-13831.87	-10783.81	-8578.48
46.6	0.00	-37632.42	-29929.93	-22971.04	-17688.25	-15119.82	-12374.70	-10163.81	-7961.78	-5876.63
62.1	0.00	-33165.72	-25490.57	-18840.88	-14554.28	-11608.08	-9247.91	-7323.19	-5485.40	-3193.99
77.6	0.00	-29708.89	-22116.40	-15724.41	-12023.35	-9288.86	-7298.58	-5454.43	-3595.18	-1431.37
93.2	0.00	-28032.76	-20348.66	-13913.43	-10461.64	-8127.14	-6310.92	-4335.40	-2359.36	-578.45

** COSTOS INCREMENTALES ( \$/MWH) **		PENOL		PERIODO : 58 NOVI-2005						
QWD/XMX %	15.29	24.70	34.11	43.53	52.94	62.35	71.76	81.18	90.59	100.00
40.2	0.00	-88709.31	-76328.16	-63202.78	-50917.54	-39418.59	-28244.08	-21527.28	-17250.24	-14326.07
53.7	0.00	-81879.52	-69263.60	-55995.56	-43557.34	-31957.31	-22394.48	-17377.74	-13772.08	-10404.96
67.3	0.00	-76001.91	-63292.09	-49962.28	-37217.46	-25758.45	-18260.82	-13910.74	-10659.50	-7150.74
80.8	0.00	-71612.13	-58789.77	-45405.09	-32390.42	-21197.19	-15344.88	-11387.59	-8196.23	-4591.24
94.4	0.00	-71424.34	-57879.98	-43855.44	-30111.77	-18734.34	-13754.68	-10113.29	-6618.85	-2821.81

** COSTOS INCREMENTALES ( \$/MWH) **		PENOL		PERIODO : 59 DICIE-2005						
QWD/XMX %	19.78	28.70	37.61	46.52	55.44	64.35	73.26	82.17	91.09	100.00
37.4	0.00	-171820.78	-151573.22	-131484.64	-108272.57	-89223.99	-70266.92	-50701.93	-33509.51	-19898.68
52.7	0.00	-158221.11	-137997.38	-116820.14	-94868.41	-75157.50	-55874.65	-36972.55	-22866.98	-15511.27
68.1	0.00	-151430.05	-131700.53	-111647.31	-90007.27	-68117.95	-48068.13	-31037.90	-18538.79	-13529.34
83.4	0.00	-147655.58	-126768.09	-107091.16	-86720.48	-64592.98	-43396.93	-25616.13	-16204.81	-12639.17
98.8	0.00	-146042.59	-123353.32	-103584.19	-83658.55	-62604.69	-40989.79	-21151.35	-14802.88	-11967.97

** COSTOS INCREMENTALES ( \$/MWH) **		PRADO		PERIODO : 1 FEBRE-2001						
QWD/XMX %	61.34									
4.8	0.00									



** COSTOS INCREMENTALES ( \$/MWH) **		PRADO		PERIODO : 2 MARZO-2001						
QWD/XMX %	21.60	30.31	39.02	47.73	56.44	65.16	73.87	82.58	91.29	100.00
10.7	0.00	-16997.01	-16757.52	-16661.98	-16422.49	-13234.99	-11768.05	-10153.31	-7516.76	-6968.80
34.6	0.00	-7858.22	-7603.30	-7331.25	-6712.60	-5877.60	-4791.11	-3736.32	-3099.67	-2859.75
58.6	0.00	-4607.31	-4376.82	-4144.61	-3548.24	-2991.71	-2169.13	-1616.03	-1385.96	-1277.14
82.5	0.00	-3008.85	-2792.92	-2619.41	-2101.01	-1673.87	-1092.06	-788.31	-686.34	-631.93
106.5	0.00	-2103.58	-1897.93	-1769.83	-1332.41	-1001.66	-594.66	-418.15	-366.73	-337.60

** COSTOS INCREMENTALES ( \$/MWH) **		PRADO		PERIODO : 3 ABRIL-2001						
QWD/XMX %	18.99	27.99	36.99	45.99	54.99	63.99	73.00	82.00	91.00	100.00
14.9	0.00	-15693.08	-15304.00	-14195.90	-9621.84	-8980.44	-8369.02	-7707.81	-7326.73	-6952.77
41.9	0.00	-8293.43	-7666.90	-6875.40	-5313.74	-4516.01	-4164.72	-3815.66	-3561.31	-3332.76
68.9	0.00	-5376.88	-4847.73	-4126.48	-3120.21	-2459.88	-2262.01	-2060.57	-1912.06	-1778.66
95.9	0.00	-3797.88	-3380.78	-2715.12	-1954.74	-1448.72	-1330.88	-1206.82	-1117.89	-1035.62
122.9	0.00	-2821.39	-2494.12	-1888.04	-1288.19	-906.23	-831.97	-751.93	-695.45	-642.54

** COSTOS INCREMENTALES ( \$/MWH) **		PRADO		PERIODO : 4 MAYO -2001						
QWD/XMX %	18.99	27.99	36.99	45.99	54.99	63.99	73.00	82.00	91.00	100.00
40.3	0.00	-12412.80	-12056.62	-11500.35	-10385.13	-10149.46	-9718.13	-9404.20	-8836.81	-8244.07
66.1	0.00	-9922.23	-9295.26	-8659.83	-7933.25	-7372.09	-6486.31	-6033.20	-5480.04	-5035.82
91.8	0.00	-7820.31	-6973.22	-6316.01	-5634.34	-4912.65	-3934.83	-3538.64	-3159.34	-2882.31
117.6	0.00	-6191.06	-5204.79	-4581.82	-3918.38	-3187.35	-2328.71	-2034.34	-1798.22	-1634.14
143.3	0.00	-4976.68	-3907.26	-3342.09	-2725.35	-2064.58	-1380.68	-1176.58	-1033.40	-936.91

** COSTOS INCREMENTALES ( \$/MWH) **		PRADO		PERIODO : 5 JUNIO-2001						
QWD/XMX %	21.06	29.83	38.60	47.37	56.14	64.92	73.69	82.46	91.23	100.00
35.9	0.00	-15484.96	-15190.98	-15058.80	-14565.50	-11469.75	-10606.58	-9881.85	-9286.39	-8820.61
60.0	0.00	-12146.53	-11808.77	-11500.20	-10981.04	-9534.50	-8606.28	-7165.99	-6251.11	-5847.46
84.0	0.00	-10599.08	-10218.78	-9755.50	-9131.69	-8122.98	-6860.75	-4991.38	-4018.96	-3727.90
108.0	0.00	-9752.58	-9319.75	-8742.63	-8037.92	-7111.78	-5459.25	-3462.69	-2579.92	-2380.60
132.0	0.00	-9222.17	-8735.54	-8078.78	-7324.86	-6379.13	-4356.31	-2422.72	-1675.89	-1541.20

** COSTOS INCREMENTALES ( \$/MWH) **		PRADO		PERIODO : 6 JULIO-2001						
QWD/XMX %	24.96	33.30	41.63	49.97	58.31	66.65	74.99	83.32	91.66	100.00
21.1	0.00	-14714.33	-12983.82	-12665.79	-12489.02	-12197.31	-10690.96	-9347.35	-8838.95	-8218.69
33.0	0.00	-12828.98	-11431.85	-11101.10	-10859.84	-10490.05	-9316.65	-8213.42	-7653.69	-6879.03
44.9	0.00	-11618.72	-10439.17	-10098.33	-9807.94	-9385.08	-8386.69	-7418.14	-6796.12	-5930.65

56.8	0.00	-10758.95	-9733.37	-9383.32	-9051.26	-8591.98	-7700.19	-6815.86	-6133.75	-5213.44
68.8	0.00	-10104.91	-9192.07	-8830.61	-8465.65	-7979.62	-7160.64	-6337.72	-5600.78	-4648.01

\*\* COSTOS INCREMENTALES ( \$/MWH) \*\* PRADO PERIODO : 7 AGOST-2001

QWD/XMX %	25.61	33.88	42.14	50.41	58.67	66.94	75.20	83.47	91.73	100.00
8.2	0.00	-17095.45	-14322.74	-14146.65	-14072.89	-13842.22	-10781.28	-9750.74	-9502.59	-9255.29
16.2	0.00	-11982.38	-9875.24	-9648.83	-9473.17	-9010.55	-7410.37	-6605.38	-6263.85	-5831.09
24.2	0.00	-9219.05	-7641.89	-7403.98	-7145.59	-6555.07	-5419.63	-4707.16	-4329.82	-3836.94
32.2	0.00	-7503.75	-6283.89	-6048.11	-5724.49	-5070.01	-4143.92	-3509.05	-3124.47	-2635.42
40.3	0.00	-6347.00	-5374.87	-5145.48	-4771.12	-4084.23	-3277.53	-2713.44	-2331.41	-1873.49

\*\* COSTOS INCREMENTALES ( \$/MWH) \*\* PRADO PERIODO : 8 SEPTI-2001

QWD/XMX %	25.14	33.46	41.78	50.09	58.41	66.73	75.05	83.36	91.68	100.00
4.4	0.00	-15235.27	-14262.92	-14177.33	-14142.59	-12867.72	-8757.98	-7107.31	-4849.92	-3932.22
11.6	0.00	-8376.67	-7693.26	-7385.24	-7250.09	-6875.55	-4943.55	-3664.87	-2332.38	-1932.42
18.8	0.00	-5759.57	-5028.71	-4652.90	-4479.62	-4237.69	-3043.33	-2068.43	-1217.25	-1016.42
26.0	0.00	-4380.47	-3647.08	-3278.47	-3097.98	-2891.22	-2045.13	-1265.97	-687.22	-576.21
33.1	0.00	-3545.39	-2841.65	-2501.43	-2326.45	-2135.37	-1469.76	-824.49	-413.09	-347.00

\*\* COSTOS INCREMENTALES ( \$/MWH) \*\* PRADO PERIODO : 9 OCTUB-2001

QWD/XMX %	27.19	35.28	43.37	51.46	59.55	67.64	75.73	83.82	91.91	100.00
6.4	0.00	-12485.82	-11505.24	-9142.35	-6281.25	-5540.13	-4843.53	-4039.08	-3667.53	-3200.49
13.8	0.00	-7752.62	-6713.16	-5320.96	-3742.23	-3182.68	-2835.87	-2448.48	-2193.19	-1838.46
21.1	0.00	-5492.63	-4577.85	-3576.00	-2507.85	-2079.40	-1869.63	-1639.08	-1456.03	-1192.82
28.5	0.00	-4168.70	-3380.08	-2592.95	-1798.39	-1460.98	-1320.47	-1167.59	-1031.54	-831.66
35.8	0.00	-3299.93	-2619.66	-1971.05	-1347.68	-1076.07	-975.63	-867.28	-762.89	-608.04

\*\* COSTOS INCREMENTALES ( \$/MWH) \*\* PRADO PERIODO : 10 NOVI-2001

QWD/XMX %	26.28	34.47	42.66	50.85	59.04	67.24	75.43	83.62	91.81	100.00
34.4	0.00	-11679.88	-10502.22	-7423.68	-6832.89	-6405.81	-5879.52	-5251.60	-4249.85	-3068.77
57.2	0.00	-8148.85	-7066.47	-5220.81	-4753.17	-4387.65	-3992.82	-3575.50	-2757.00	-1723.00
80.1	0.00	-6055.93	-5040.99	-3758.26	-3394.70	-3105.90	-2818.57	-2528.31	-1869.11	-1042.79
102.9	0.00	-4681.33	-3742.14	-2775.08	-2491.17	-2266.39	-2056.27	-1846.15	-1316.93	-668.97
125.7	0.00	-3717.21	-2858.64	-2097.32	-1874.00	-1698.08	-1540.74	-1384.37	-957.77	-449.56

\*\* COSTOS INCREMENTALES ( \$/MWH) \*\* PRADO PERIODO : 11 DICIE-2001

QWD/XMX %	31.53	39.14	46.75	54.35	61.96	69.57	77.18	84.78	92.39	100.00
-----------	-------	-------	-------	-------	-------	-------	-------	-------	-------	--------

54.8	0.00	-11482.65	-11336.91	-11010.19	-10626.12	-8821.51	-7618.27	-7286.28	-6731.75	-6056.21
83.4	0.00	-10279.93	-10103.68	-9702.77	-9236.62	-7742.96	-6760.16	-6456.59	-5919.42	-5290.70
112.0	0.00	-9456.02	-9259.77	-8806.26	-8288.55	-6973.24	-6119.34	-5838.39	-5324.37	-4738.79
140.5	0.00	-8825.20	-8616.33	-8126.50	-7573.02	-6379.25	-5614.26	-5353.31	-4860.85	-4313.69
169.1	0.00	-8319.59	-8100.72	-7584.60	-7004.28	-5900.48	-5201.78	-4956.61	-4485.73	-3971.18

\*\* COSTOS INCREMENTALES ( \$/MWH) \*\* PRADO PERIODO : 12 ENERO-2002

QWD/XMX %	30.04	37.82	45.59	53.36	61.14	68.91	76.68	84.45	92.23	100.00
29.5	0.00	-12600.25	-12264.14	-11616.47	-11311.27	-10572.33	-8294.18	-7491.95	-6641.14	-5675.51
52.6	0.00	-12183.18	-11830.40	-11160.64	-10854.47	-10119.45	-7956.60	-7161.73	-6337.41	-5418.89
75.8	0.00	-11920.19	-11559.55	-10871.15	-10565.46	-9832.41	-7743.17	-6954.67	-6147.04	-5258.94
99.0	0.00	-11733.74	-11365.74	-10665.07	-10359.38	-9627.31	-7586.64	-6802.56	-6007.20	-5140.68
122.2	0.00	-11585.55	-11212.16	-10500.70	-10194.03	-9465.40	-7464.47	-6682.84	-5897.76	-5047.95

\*\* COSTOS INCREMENTALES ( \$/MWH) \*\* PRADO PERIODO : 13 FEBRE-2002

QWD/XMX %	27.62	35.66	43.70	51.74	59.79	67.83	75.87	83.91	91.96	100.00
11.3	0.00	-15816.25	-15638.90	-14390.78	-11851.40	-9826.06	-9533.95	-8937.87	-7685.96	-5948.94
32.5	0.00	-12661.35	-12448.90	-11443.58	-9247.05	-7832.49	-7528.05	-6922.01	-5794.34	-4477.47
53.7	0.00	-11169.49	-10940.92	-10027.12	-8054.42	-6879.81	-6579.63	-5986.40	-4941.72	-3813.10
74.9	0.00	-10210.64	-9971.17	-9114.27	-7292.84	-6260.96	-5968.85	-5387.95	-4403.97	-3395.80
96.1	0.00	-9508.81	-9262.70	-8444.69	-6744.66	-5807.15	-5523.10	-4955.95	-4019.86	-3096.58

\*\* COSTOS INCREMENTALES ( \$/MWH) \*\* PRADO PERIODO : 14 MARZO-2002

QWD/XMX %	21.60	30.31	39.02	47.73	56.44	65.16	73.87	82.58	91.29	100.00
10.7	0.00	-18388.97	-18343.56	-18114.35	-16556.16	-11723.06	-9952.37	-7621.73	-6403.28	-5759.78
34.6	0.00	-9504.67	-9239.68	-8420.75	-7278.56	-5560.13	-4366.96	-3474.33	-3001.14	-2598.84
58.6	0.00	-5650.32	-5337.14	-4603.88	-3958.03	-3010.35	-2268.95	-1786.54	-1535.48	-1317.41
82.5	0.00	-3658.77	-3362.73	-2814.98	-2417.83	-1788.26	-1297.28	-996.95	-851.50	-728.54
106.5	0.00	-2510.16	-2244.75	-1848.24	-1587.32	-1132.55	-790.88	-591.02	-502.76	-429.50

\*\* COSTOS INCREMENTALES ( \$/MWH) \*\* PRADO PERIODO : 15 ABRIL-2002

QWD/XMX %	18.99	27.99	36.99	45.99	54.99	63.99	73.00	82.00	91.00	100.00
14.9	0.00	-16884.34	-15887.85	-11963.24	-9172.09	-8689.18	-7688.69	-6492.54	-5785.08	-5373.32
41.9	0.00	-8749.66	-7745.60	-5816.43	-4813.71	-4378.38	-3619.57	-3030.16	-2738.46	-2462.11
68.9	0.00	-5284.17	-4557.58	-3440.81	-2784.71	-2486.12	-1960.75	-1605.68	-1453.16	-1287.97
95.9	0.00	-3531.52	-3003.04	-2231.32	-1734.41	-1531.65	-1164.80	-932.46	-843.31	-741.25
122.9	0.00	-2518.80	-2122.60	-1532.09	-1141.01	-999.60	-738.14	-578.06	-522.48	-456.89

\*\* COSTOS INCREMENTALES ( \$/MWH) \*\* PRADO PERIODO : 16 MAYO -2002

QWD/XMX %	18.99	27.99	36.99	45.99	54.99	63.99	73.00	82.00	91.00	100.00
40.3	0.00	-14014.03	-13802.82	-13426.63	-11255.34	-9255.24	-8875.49	-8415.04	-7388.98	-6025.87
66.1	0.00	-9298.37	-8806.13	-8200.05	-7238.46	-6276.88	-5635.89	-5128.76	-4390.83	-3638.46
91.8	0.00	-6595.26	-5939.38	-5320.85	-4686.54	-4011.98	-3344.54	-2949.01	-2501.46	-2089.03
117.6	0.00	-4886.19	-4156.50	-3605.78	-3082.86	-2528.80	-1956.74	-1682.83	-1422.26	-1192.81
143.3	0.00	-3749.63	-2990.81	-2520.13	-2066.58	-1602.12	-1153.24	-971.59	-820.18	-689.45

\*\* COSTOS INCREMENTALES ( \$/MWH) \*\* PRADO PERIODO : 17 JUNIO-2002

QWD/XMX %	21.06	29.83	38.60	47.37	56.14	64.92	73.69	82.46	91.23	100.00
35.9	0.00	-13597.66	-13540.53	-13419.60	-13139.18	-10220.03	-8287.28	-7755.62	-7254.39	-6469.82
60.0	0.00	-10324.49	-10151.02	-9831.40	-9314.54	-7777.92	-6583.66	-5555.57	-4832.09	-4202.85
84.0	0.00	-8741.59	-8448.24	-7972.87	-7343.42	-6281.76	-5153.59	-3830.06	-3088.65	-2649.98
108.0	0.00	-7850.69	-7452.67	-6880.35	-6211.71	-5319.76	-4042.73	-2634.34	-1975.49	-1681.10
132.0	0.00	-7286.50	-6803.21	-6177.51	-5502.82	-4668.21	-3190.40	-1829.76	-1279.95	-1083.34

\*\* COSTOS INCREMENTALES ( \$/MWH) \*\* PRADO PERIODO : 18 JULIO-2002

QWD/XMX %	24.96	33.30	41.63	49.97	58.31	66.65	74.99	83.32	91.66	100.00
21.1	0.00	-12751.11	-11406.41	-11248.27	-11097.81	-10647.09	-8454.25	-7516.61	-7058.22	-6499.81
33.0	0.00	-11044.30	-9940.20	-9747.41	-9534.66	-9003.88	-7381.95	-6584.47	-6078.48	-5413.25
44.9	0.00	-9948.31	-8999.50	-8777.97	-8517.63	-7947.60	-6636.89	-5923.63	-5375.31	-4650.21
56.8	0.00	-9168.82	-8328.13	-8081.60	-7784.42	-7195.08	-6077.60	-5421.37	-4834.44	-4076.44
68.8	0.00	-8573.78	-7810.73	-7543.15	-7216.13	-6618.46	-5636.53	-5021.97	-4400.83	-3626.16

\*\* COSTOS INCREMENTALES ( \$/MWH) \*\* PRADO PERIODO : 19 AGOST-2002

QWD/XMX %	25.61	33.88	42.14	50.41	58.67	66.94	75.20	83.47	91.73	100.00
8.2	0.00	-15277.39	-13157.89	-12794.62	-12704.23	-11976.41	-8436.23	-7857.21	-7642.32	-7424.87
16.2	0.00	-10646.97	-9241.22	-8589.72	-8379.52	-7609.70	-5845.37	-5389.58	-5057.64	-4702.47
24.2	0.00	-8117.94	-7174.16	-6467.02	-6180.92	-5407.48	-4249.45	-3863.58	-3502.87	-3112.10
32.2	0.00	-6530.76	-5854.54	-5181.72	-4847.23	-4094.89	-3219.55	-2883.99	-2528.18	-2148.71
40.3	0.00	-5455.45	-4941.88	-4327.48	-3961.01	-3237.45	-2520.72	-2225.67	-1884.36	-1534.31

\*\* COSTOS INCREMENTALES ( \$/MWH) \*\* PRADO PERIODO : 20 SEPTI-2002

QWD/XMX %	25.14	33.46	41.78	50.09	58.41	66.73	75.05	83.36	91.68	100.00
4.4	0.00	-13846.01	-12830.01	-12763.07	-12724.09	-12544.03	-7764.44	-5191.41	-3608.52	-2893.76
11.6	0.00	-7528.45	-6825.35	-6568.38	-6422.63	-6084.75	-4025.21	-2655.23	-1781.59	-1439.47
18.8	0.00	-5077.01	-4406.53	-4081.78	-3894.30	-3580.77	-2404.83	-1496.88	-939.73	-760.73
26.0	0.00	-3809.14	-3168.95	-2837.63	-2642.10	-2372.42	-1597.71	-915.37	-533.63	-432.58

33.1            0.00    -3059.21    -2456.31    -2140.03    -1948.10    -1715.50    -1147.34    -595.49    -321.79    -260.78

**\*\* COSTOS INCREMENTALES ( \$/MWH) \*\*          PRADO                          PERIODO :    21            OCTUB-2002**

QWD/XMX %	27.19	35.28	43.37	51.46	59.55	67.64	75.73	83.82	91.91	100.00
6.4	0.00	-11486.94	-10900.42	-7784.28	-5703.15	-4765.36	-3975.26	-3439.70	-2986.27	-2477.92
13.8	0.00	-7161.90	-6424.98	-4697.09	-3510.45	-2858.87	-2432.16	-2094.74	-1775.88	-1459.49
21.1	0.00	-5055.78	-4366.10	-3196.29	-2383.92	-1902.53	-1634.88	-1400.37	-1173.78	-960.54
28.5	0.00	-3810.51	-3202.72	-2327.76	-1720.22	-1349.91	-1167.10	-994.93	-828.20	-676.07
35.8	0.00	-2991.71	-2464.56	-1771.43	-1293.26	-1000.12	-868.03	-736.92	-611.01	-497.71

**\*\* COSTOS INCREMENTALES ( \$/MWH) \*\*          PRADO                          PERIODO :    22            NOVIE-2002**

QWD/XMX %	26.28	34.47	42.66	50.85	59.04	67.24	75.43	83.62	91.81	100.00
34.4	0.00	-10709.90	-9093.42	-6959.45	-6460.29	-5818.20	-4687.69	-3809.33	-3146.71	-2611.38
57.2	0.00	-7473.03	-6329.82	-5152.16	-4678.65	-4114.98	-3141.09	-2607.72	-2065.31	-1623.07
80.1	0.00	-5534.29	-4620.01	-3877.49	-3469.22	-3013.79	-2200.91	-1844.44	-1412.22	-1063.32
102.9	0.00	-4256.45	-3488.03	-2976.90	-2636.30	-2272.74	-1597.91	-1345.03	-1001.75	-728.10
125.7	0.00	-3360.74	-2699.83	-2328.21	-2046.25	-1755.50	-1193.54	-1006.88	-732.25	-516.27

**\*\* COSTOS INCREMENTALES ( \$/MWH) \*\*          PRADO                          PERIODO :    23            DICIE-2002**

QWD/XMX %	31.53	39.14	46.75	54.35	61.96	69.57	77.18	84.78	92.39	100.00
54.8	0.00	-11728.87	-11560.51	-11209.59	-9643.32	-7002.70	-6471.85	-5953.61	-5166.01	-4265.28
83.4	0.00	-10336.22	-10138.66	-9733.55	-8302.23	-6216.41	-5735.01	-5221.51	-4476.78	-3696.81
112.0	0.00	-9365.00	-9149.81	-8711.82	-7390.72	-5633.99	-5186.26	-4686.71	-3988.02	-3295.64
140.5	0.00	-8625.27	-8399.04	-7938.68	-6708.07	-5176.53	-4754.32	-4272.12	-3614.73	-2989.43
169.1	0.00	-8037.06	-7803.20	-7327.58	-6169.59	-4802.98	-4401.29	-3936.98	-3316.95	-2745.84

**\*\* COSTOS INCREMENTALES ( \$/MWH) \*\*          PRADO                          PERIODO :    24            ENERO-2003**

QWD/XMX %	30.04	37.82	45.59	53.36	61.14	68.91	76.68	84.45	92.23	100.00
29.5	0.00	-11938.83	-11735.70	-11454.06	-11110.10	-8594.96	-6543.98	-5899.74	-5036.17	-4050.43
52.6	0.00	-11517.11	-11299.25	-10991.61	-10639.55	-8208.81	-6283.93	-5635.52	-4794.52	-3861.28
75.8	0.00	-11254.11	-11027.18	-10702.60	-10346.14	-7965.93	-6119.56	-5470.17	-4643.64	-3743.03
99.0	0.00	-11060.79	-10827.23	-10489.66	-10129.51	-7791.01	-5998.37	-5348.48	-4533.24	-3656.43
122.2	0.00	-10907.21	-10668.26	-10319.40	-9958.02	-7653.86	-5902.69	-5253.05	-4446.40	-3588.72

**\*\* COSTOS INCREMENTALES ( \$/MWH) \*\*          PRADO                          PERIODO :    25            FEBRE-2003**

QWD/XMX %	27.62	35.66	43.70	51.74	59.79	67.83	75.87	83.91	91.96	100.00
11.3	0.00	-13999.09	-13882.43	-13340.41	-10595.70	-7741.44	-7470.67	-6913.95	-5777.27	-4220.92

32.5	0.00	-11131.08	-10969.61	-10337.02	-8005.81	-6141.70	-5864.53	-5313.50	-4314.34	-3154.67
53.7	0.00	-9778.16	-9596.07	-8945.22	-6869.14	-5380.12	-5110.06	-4577.05	-3661.36	-2678.33
74.9	0.00	-8908.23	-8715.23	-8062.24	-6159.48	-4886.00	-4624.71	-4108.77	-3253.06	-2379.81
96.1	0.00	-8272.55	-8072.20	-7423.25	-5655.64	-4525.60	-4271.43	-3771.37	-2962.14	-2167.37

\*\* COSTOS INCREMENTALES ( \$/MWH) \*\* PRADO PERIODO : 26 MARZO-2003

QWD/XMX %	21.60	30.31	39.02	47.73	56.44	65.16	73.87	82.58	91.29	100.00
-----	-----	-----	-----	-----	-----	-----	-----	-----	-----	-----
10.7	0.00	-16368.08	-16323.09	-16053.18	-14332.19	-9256.61	-7674.00	-5644.53	-4647.15	-4243.15
34.6	0.00	-8389.04	-8157.90	-7272.56	-5973.35	-4307.20	-3310.25	-2582.56	-2263.60	-2002.26
58.6	0.00	-4931.52	-4675.64	-3914.11	-3190.39	-2298.19	-1715.10	-1337.98	-1181.92	-1035.51
82.5	0.00	-3162.33	-2929.80	-2375.52	-1935.96	-1344.51	-981.10	-750.82	-663.53	-578.91
106.5	0.00	-2153.38	-1948.06	-1555.19	-1267.18	-837.68	-599.05	-446.96	-394.80	-343.60

\*\* COSTOS INCREMENTALES ( \$/MWH) \*\* PRADO PERIODO : 27 ABRIL-2003

QWD/XMX %	18.99	27.99	36.99	45.99	54.99	63.99	73.00	82.00	91.00	100.00
-----	-----	-----	-----	-----	-----	-----	-----	-----	-----	-----
14.9	0.00	-15085.01	-13988.91	-10098.54	-7348.52	-6991.45	-6291.55	-5386.44	-4761.24	-4295.45
41.9	0.00	-7828.76	-6746.44	-4918.21	-4038.66	-3691.82	-3246.49	-2818.06	-2465.00	-2107.26
68.9	0.00	-4708.33	-3956.51	-2959.57	-2425.75	-2179.97	-1906.61	-1659.04	-1433.93	-1197.15
95.9	0.00	-3121.65	-2595.39	-1944.63	-1554.66	-1383.79	-1207.93	-1051.30	-900.67	-741.92
122.9	0.00	-2204.87	-1823.90	-1347.44	-1045.52	-925.01	-806.84	-701.68	-597.29	-487.91

\*\* COSTOS INCREMENTALES ( \$/MWH) \*\* PRADO PERIODO : 28 MAYO -2003

QWD/XMX %	18.99	27.99	36.99	45.99	54.99	63.99	73.00	82.00	91.00	100.00
-----	-----	-----	-----	-----	-----	-----	-----	-----	-----	-----
40.3	0.00	-12435.25	-12271.17	-11994.59	-10165.24	-8460.85	-8090.89	-7431.00	-6125.47	-4753.01
66.1	0.00	-8081.99	-7717.15	-7252.92	-6438.51	-5611.22	-5041.38	-4374.83	-3536.64	-2877.64
91.8	0.00	-5585.09	-5106.30	-4619.84	-4085.80	-3514.74	-2951.46	-2458.77	-1988.09	-1653.59
117.6	0.00	-4035.10	-3505.95	-3066.40	-2632.86	-2176.41	-1709.84	-1381.68	-1123.11	-944.47
143.3	0.00	-3027.27	-2479.67	-2101.04	-1730.97	-1357.67	-1000.16	-789.28	-645.76	-545.71

\*\* COSTOS INCREMENTALES ( \$/MWH) \*\* PRADO PERIODO : 29 JUNIO-2003

QWD/XMX %	21.06	29.83	38.60	47.37	56.14	64.92	73.69	82.46	91.23	100.00
-----	-----	-----	-----	-----	-----	-----	-----	-----	-----	-----
35.9	0.00	-14212.10	-14118.69	-13964.20	-13214.86	-8918.60	-7478.53	-7001.70	-6381.21	-5303.71
60.0	0.00	-10598.45	-10336.16	-9942.32	-9092.49	-6651.84	-5803.68	-4926.54	-4204.73	-3350.11
84.0	0.00	-8497.03	-8076.28	-7513.76	-6719.81	-5244.70	-4437.62	-3350.31	-2670.62	-2078.07
108.0	0.00	-7269.09	-6718.25	-6071.49	-5362.19	-4344.84	-3411.72	-2279.38	-1701.32	-1304.66
132.0	0.00	-6505.58	-5851.95	-5179.13	-4548.33	-3743.64	-2648.62	-1568.82	-1099.29	-834.92

\*\* COSTOS INCREMENTALES ( \$/MWH) \*\* PRADO PERIODO : 30 JULIO-2003

QWD/XMX %	24.96	33.30	41.63	49.97	58.31	66.65	74.99	83.32	91.66	100.00
21.1	0.00	-12386.81	-11723.56	-11638.02	-11166.25	-10416.58	-7118.09	-6527.22	-6301.31	-5758.04
33.0	0.00	-10606.74	-10091.31	-9961.03	-9374.77	-8594.83	-6104.36	-5625.34	-5344.16	-4711.84
44.9	0.00	-9433.55	-9002.13	-8835.00	-8180.74	-7399.27	-5404.04	-4991.70	-4667.97	-3993.98
56.8	0.00	-8587.82	-8210.57	-8011.86	-7314.83	-6543.23	-4881.60	-4512.69	-4155.40	-3463.86
68.8	0.00	-7940.14	-7599.52	-7374.05	-6648.29	-5890.73	-4472.11	-4134.35	-3749.64	-3053.28

\*\* COSTOS INCREMENTALES ( \$/MWH) \*\* PRADO PERIODO : 31 AGOST-2003

QWD/XMX %	25.61	33.88	42.14	50.41	58.67	66.94	75.20	83.47	91.73	100.00
8.2	0.00	-14763.19	-13386.42	-13360.63	-13315.65	-11928.01	-6574.47	-5999.93	-5865.83	-5712.34
16.2	0.00	-9694.46	-8793.74	-8727.65	-8607.42	-7353.67	-4372.46	-3904.52	-3720.54	-3464.32
24.2	0.00	-6937.10	-6289.22	-6195.42	-6016.77	-4951.05	-3086.73	-2685.09	-2484.27	-2228.65
32.2	0.00	-5317.73	-4820.05	-4708.34	-4486.62	-3575.04	-2293.57	-1943.62	-1739.92	-1493.48
40.3	0.00	-4288.25	-3885.86	-3762.21	-3509.37	-2717.60	-1773.82	-1465.98	-1265.05	-1038.33

\*\* COSTOS INCREMENTALES ( \$/MWH) \*\* PRADO PERIODO : 32 SEPTI-2003

QWD/XMX %	25.14	33.46	41.78	50.09	58.41	66.73	75.05	83.36	91.68	100.00
4.4	0.00	-12474.54	-11349.24	-11269.16	-11227.85	-11044.61	-6365.86	-4996.72	-3326.14	-2186.85
11.6	0.00	-6640.19	-6020.77	-5721.44	-5569.76	-5244.15	-3250.30	-2494.23	-1576.32	-1078.28
18.8	0.00	-4425.17	-3864.00	-3490.74	-3301.77	-3011.13	-1906.58	-1369.35	-817.29	-567.74
26.0	0.00	-3293.83	-2753.53	-2377.29	-2186.74	-1945.14	-1241.93	-817.92	-459.59	-322.00
33.1	0.00	-2629.17	-2110.69	-1756.07	-1574.41	-1372.21	-875.01	-520.92	-275.39	-193.94

\*\* COSTOS INCREMENTALES ( \$/MWH) \*\* PRADO PERIODO : 33 OCTUB-2003

QWD/XMX %	27.19	35.28	43.37	51.46	59.55	67.64	75.73	83.82	91.91	100.00
6.4	0.00	-10233.26	-9826.08	-8932.33	-6149.16	-4100.18	-3262.83	-2732.71	-2318.12	-1875.07
13.8	0.00	-6338.15	-5825.35	-4920.96	-3485.71	-2426.22	-1976.74	-1661.59	-1384.29	-1105.50
21.1	0.00	-4443.78	-3959.67	-3188.86	-2271.36	-1603.96	-1322.69	-1111.93	-917.50	-728.51
28.5	0.00	-3328.38	-2897.21	-2251.33	-1598.51	-1133.70	-941.50	-791.09	-649.10	-513.30
35.8	0.00	-2598.14	-2220.90	-1675.20	-1181.69	-837.35	-699.07	-587.01	-479.41	-378.23

\*\* COSTOS INCREMENTALES ( \$/MWH) \*\* PRADO PERIODO : 34 NOVI-2003

QWD/XMX %	26.28	34.47	42.66	50.85	59.04	67.24	75.43	83.62	91.81	100.00
34.4	0.00	-10904.14	-8839.81	-6353.76	-5771.04	-4935.44	-3984.02	-3062.17	-2544.19	-1971.49
57.2	0.00	-7725.67	-6092.58	-4729.47	-4174.60	-3476.55	-2817.11	-2139.10	-1733.27	-1245.59
80.1	0.00	-5716.55	-4431.39	-3570.86	-3100.28	-2548.35	-2073.86	-1542.45	-1223.35	-829.74
102.9	0.00	-4370.79	-3342.41	-2747.47	-2360.95	-1926.77	-1573.48	-1144.92	-891.07	-577.10
125.7	0.00	-3427.20	-2587.44	-2152.53	-1836.37	-1492.36	-1222.38	-870.79	-666.28	-415.60

** COSTOS INCREMENTALES ( \$/MWH) **		PRADO		PERIODO : 35		DICIE-2003				
QWD/XMX %	31.53	39.14	46.75	54.35	61.96	69.57	77.18	84.78	92.39	100.00
54.8	0.00	-12023.24	-11773.33	-10829.99	-8523.20	-6212.47	-5635.57	-4996.33	-4157.43	-3405.07
83.4	0.00	-10723.98	-10433.29	-9465.49	-7338.63	-5567.44	-5064.73	-4416.54	-3597.37	-2951.29
112.0	0.00	-9781.69	-9467.86	-8500.58	-6537.61	-5088.93	-4635.15	-3991.70	-3200.94	-2630.88
140.5	0.00	-9049.85	-8721.29	-7764.79	-5938.09	-4710.65	-4291.85	-3660.50	-2898.94	-2386.76
169.1	0.00	-8455.86	-8118.09	-7177.64	-5466.69	-4398.66	-4008.80	-3391.13	-2658.76	-2192.09

** COSTOS INCREMENTALES ( \$/MWH) **		PRADO		PERIODO : 36		ENERO-2004				
QWD/XMX %	30.04	37.82	45.59	53.36	61.14	68.91	76.68	84.45	92.23	100.00
29.5	0.00	-11790.65	-10934.93	-10562.52	-10098.84	-7669.81	-5731.44	-5274.64	-4575.93	-3714.57
52.6	0.00	-11358.13	-10557.86	-10161.40	-9689.63	-7347.45	-5541.07	-5084.26	-4394.38	-3566.88
75.8	0.00	-11087.04	-10319.64	-9907.97	-9432.03	-7142.59	-5417.66	-4961.59	-4278.83	-3472.92
99.0	0.00	-10889.30	-10145.70	-9721.77	-9243.86	-6996.62	-5327.87	-4872.78	-4194.69	-3404.23
122.2	0.00	-10733.27	-10006.84	-9573.83	-9093.72	-6882.05	-5256.97	-4801.88	-4129.43	-3350.99

** COSTOS INCREMENTALES ( \$/MWH) **		PRADO		PERIODO : 37		FEBRE-2004				
QWD/XMX %	27.62	35.66	43.70	51.74	59.79	67.83	75.87	83.91	91.96	100.00
11.3	0.00	-12721.33	-12364.49	-11996.51	-10195.23	-7223.37	-6452.07	-5630.51	-4585.59	-3167.95
32.5	0.00	-10029.49	-9744.02	-9309.65	-7687.14	-5630.74	-4983.21	-4270.24	-3423.31	-2345.43
53.7	0.00	-8770.95	-8507.29	-8058.21	-6576.31	-4889.56	-4306.28	-3653.77	-2907.84	-1984.09
74.9	0.00	-7965.74	-7713.94	-7262.02	-5881.12	-4415.11	-3874.75	-3264.45	-2586.33	-1760.02
96.1	0.00	-7378.43	-7135.17	-6684.43	-5386.29	-4070.84	-3563.67	-2986.09	-2357.29	-1600.69

** COSTOS INCREMENTALES ( \$/MWH) **		PRADO		PERIODO : 38		MARZO-2004				
QWD/XMX %	21.60	30.31	39.02	47.73	56.44	65.16	73.87	82.58	91.29	100.00
10.7	0.00	-17634.51	-16446.48	-14884.43	-12282.59	-7293.12	-5929.44	-4192.16	-3336.17	-3025.98
34.6	0.00	-8936.36	-7910.70	-6299.17	-4847.66	-3339.59	-2498.59	-1880.80	-1615.39	-1416.17
58.6	0.00	-5007.25	-4366.11	-3260.87	-2516.26	-1777.87	-1280.57	-967.71	-841.00	-729.72
82.5	0.00	-3097.21	-2660.21	-1927.17	-1502.39	-1046.43	-727.58	-541.21	-471.38	-407.01
106.5	0.00	-2074.02	-1740.06	-1237.19	-973.60	-658.92	-442.14	-321.53	-280.19	-241.20

** COSTOS INCREMENTALES ( \$/MWH) **		PRADO		PERIODO : 39		ABRIL-2004				
QWD/XMX %	18.99	27.99	36.99	45.99	54.99	63.99	73.00	82.00	91.00	100.00
14.9	0.00	-13432.41	-12322.31	-8582.02	-5936.93	-5608.77	-5028.04	-4249.21	-3675.59	-3287.40
41.9	0.00	-6932.31	-5829.99	-4159.17	-3389.01	-2955.90	-2578.83	-2212.65	-1911.61	-1624.58



68.9	0.00	-4169.28	-3406.79	-2580.27	-2121.38	-1744.31	-1512.52	-1302.20	-1115.00	-923.46
95.9	0.00	-2773.15	-2242.77	-1765.54	-1412.70	-1107.66	-958.25	-825.19	-701.35	-572.28
122.9	0.00	-1967.64	-1586.23	-1277.30	-983.82	-741.14	-640.21	-550.83	-465.67	-375.96

**\*\* COSTOS INCREMENTALES ( \$/MWH) \*\* PRADO PERIODO : 40 MAYO -2004**

QWD/XMX %	18.99	27.99	36.99	45.99	54.99	63.99	73.00	82.00	91.00	100.00
-----	-----	-----	-----	-----	-----	-----	-----	-----	-----	-----
40.3	0.00	-11165.96	-10992.32	-10810.89	-9148.52	-7391.21	-6836.04	-6356.47	-5395.55	-4150.49
66.1	0.00	-7323.51	-6967.44	-6636.06	-5745.95	-4900.20	-4451.75	-3829.56	-3114.09	-2450.99
91.8	0.00	-5115.53	-4656.52	-4296.46	-3673.59	-3107.31	-2717.45	-2181.63	-1740.75	-1393.80
117.6	0.00	-3746.41	-3233.71	-2898.77	-2402.19	-1953.63	-1634.36	-1236.28	-977.71	-792.28
143.3	0.00	-2861.86	-2315.81	-2017.66	-1606.46	-1237.28	-988.71	-710.02	-559.17	-457.00

**\*\* COSTOS INCREMENTALES ( \$/MWH) \*\* PRADO PERIODO : 41 JUNIO-2004**

QWD/XMX %	21.06	29.83	38.60	47.37	56.14	64.92	73.69	82.46	91.23	100.00
-----	-----	-----	-----	-----	-----	-----	-----	-----	-----	-----
35.9	0.00	-15419.29	-12915.05	-12803.50	-12568.94	-9359.36	-6799.04	-6037.61	-5803.89	-5137.54
60.0	0.00	-11243.95	-9660.64	-9405.02	-9077.27	-6971.26	-5368.97	-4604.21	-4310.02	-3673.90
84.0	0.00	-8779.54	-7665.13	-7279.31	-6875.56	-5419.42	-4175.75	-3351.36	-3058.32	-2553.65
108.0	0.00	-7305.47	-6430.00	-5944.42	-5488.02	-4389.77	-3241.79	-2404.58	-2144.48	-1768.56
132.0	0.00	-6379.65	-5625.21	-5068.84	-4582.42	-3687.24	-2526.44	-1725.82	-1506.90	-1232.94

**\*\* COSTOS INCREMENTALES ( \$/MWH) \*\* PRADO PERIODO : 42 JULIO-2004**

QWD/XMX %	24.96	33.30	41.63	49.97	58.31	66.65	74.99	83.32	91.66	100.00
-----	-----	-----	-----	-----	-----	-----	-----	-----	-----	-----
21.1	0.00	-16676.66	-11868.97	-10531.95	-10377.98	-10051.62	-8003.74	-6184.63	-5575.12	-5188.22
33.0	0.00	-14770.69	-10267.22	-9077.14	-8876.01	-8507.98	-6825.51	-5375.97	-4805.71	-4345.56
44.9	0.00	-13342.86	-9181.54	-8105.07	-7867.76	-7471.65	-6024.74	-4808.78	-4249.71	-3747.45
56.8	0.00	-12223.96	-8383.40	-7397.52	-7130.60	-6714.75	-5434.75	-4381.20	-3821.15	-3294.65
68.8	0.00	-11320.54	-7764.24	-6851.39	-6559.46	-6128.59	-4975.47	-4043.43	-3477.35	-2936.92

**\*\* COSTOS INCREMENTALES ( \$/MWH) \*\* PRADO PERIODO : 43 AGOST-2004**

QWD/XMX %	25.61	33.88	42.14	50.41	58.67	66.94	75.20	83.47	91.73	100.00
-----	-----	-----	-----	-----	-----	-----	-----	-----	-----	-----
8.2	0.00	-19481.44	-13716.86	-12448.40	-12359.93	-11904.56	-8969.83	-6296.68	-6165.79	-6003.98
16.2	0.00	-15533.00	-9645.85	-8716.57	-8556.89	-8159.51	-6136.79	-4476.50	-4304.88	-4090.20
24.2	0.00	-12259.31	-7249.20	-6549.52	-6334.53	-5954.73	-4445.26	-3290.22	-3093.34	-2876.42
32.2	0.00	-9825.35	-5744.53	-5188.54	-4929.73	-4552.18	-3362.81	-2499.51	-2290.27	-2088.27
40.3	0.00	-8035.76	-4736.16	-4270.34	-3977.43	-3600.62	-2629.13	-1953.32	-1739.18	-1556.58

**\*\* COSTOS INCREMENTALES ( \$/MWH) \*\* PRADO PERIODO : 44 SEPTI-2004**

QWD/XMX %	25.14	33.46	41.78	50.09	58.41	66.73	75.05	83.36	91.68	100.00
-----------	-------	-------	-------	-------	-------	-------	-------	-------	-------	--------

4.4	0.00	-19494.78	-12446.16	-12274.56	-12252.96	-11651.54	-6056.57	-4615.83	-2718.57	-1826.08
11.6	0.00	-13005.42	-7341.82	-7130.19	-7016.43	-6162.70	-3536.92	-2567.10	-1525.48	-1062.81
18.8	0.00	-8790.82	-4854.58	-4581.51	-4418.71	-3700.78	-2253.47	-1564.03	-926.28	-643.58
26.0	0.00	-6233.67	-3473.26	-3181.34	-3002.86	-2442.44	-1532.36	-1014.30	-594.85	-408.22
33.1	0.00	-4637.33	-2633.30	-2345.20	-2166.62	-1729.69	-1098.30	-688.81	-398.90	-269.68

\*\* COSTOS INCREMENTALES ( \$/MWH) \*\* PRADO PERIODO : 45 OCTUB-2004

QWD/XMX %	27.19	35.28	43.37	51.46	59.55	67.64	75.73	83.82	91.91	100.00
6.4	0.00	-11186.38	-10669.62	-8893.99	-5311.06	-3614.84	-2966.48	-2334.20	-1890.41	-1559.43
13.8	0.00	-7291.27	-6605.31	-5104.01	-3149.78	-2317.37	-1874.09	-1500.80	-1224.98	-993.94
<del>21.1</del>	<del>0.00</del>	<del>-5197.77</del>	<del>-4535.31</del>	<del>-3276.87</del>	<del>-2140.26</del>	<del>-1629.19</del>	<del>-1310.82</del>	<del>-1059.74</del>	<del>-867.04</del>	<del>-695.36</del>
28.5	0.00	-3919.85	-3323.19	-2417.68	-1561.04	-1209.77	-971.55	-790.23	-646.63	-514.66
35.8	0.00	-3071.12	-2544.59	-1819.42	-1190.10	-932.10	-748.42	-611.13	-499.81	-395.42

\*\* COSTOS INCREMENTALES ( \$/MWH) \*\* PRADO PERIODO : 46 NOVIE-2004

QWD/XMX %	26.28	34.47	42.66	50.85	59.04	67.24	75.43	83.62	91.81	100.00
34.4	0.00	-9681.76	-8195.02	-7008.56	-4881.20	-4242.28	-3484.37	-2805.14	-2298.89	-1739.13
57.2	0.00	-6867.59	-5599.77	-4833.31	-3592.85	-3051.42	-2515.61	-2070.20	-1626.25	-1103.14
80.1	0.00	-5092.54	-4075.16	-3524.20	-2702.03	-2271.77	-1882.31	-1563.95	-1185.48	-736.41
102.9	0.00	-3903.39	-3085.63	-2666.11	-2077.53	-1738.64	-1447.16	-1207.72	-888.38	-513.09
125.7	0.00	-3068.03	-2400.53	-2070.44	-1628.45	-1359.69	-1136.37	-950.44	-681.68	-369.42

\*\* COSTOS INCREMENTALES ( \$/MWH) \*\* PRADO PERIODO : 47 DICIE-2004

QWD/XMX %	31.53	39.14	46.75	54.35	61.96	69.57	77.18	84.78	92.39	100.00
54.8	0.00	-11043.33	-10795.79	-10108.67	-8165.96	-5993.60	-5427.49	-4872.17	-4144.54	-3331.94
83.4	0.00	-9981.35	-9657.52	-8968.56	-7201.05	-5460.90	-4932.67	-4366.56	-3673.92	-2949.19
112.0	0.00	-9218.21	-8834.14	-8156.23	-6542.61	-5055.78	-4554.13	-3991.96	-3336.15	-2677.18
140.5	0.00	-8630.27	-8195.16	-7529.88	-6043.05	-4727.75	-4247.66	-3695.75	-3073.61	-2466.47
169.1	0.00	-8155.44	-7677.19	-7025.33	-5645.04	-4452.85	-3991.17	-3452.42	-2861.06	-2296.27

\*\* COSTOS INCREMENTALES ( \$/MWH) \*\* PRADO PERIODO : 48 ENERO-2005

QWD/XMX %	30.04	37.82	45.59	53.36	61.14	68.91	76.68	84.45	92.23	100.00
29.5	0.00	-11847.81	-11274.96	-11140.28	-10409.92	-7972.55	-5878.89	-5011.15	-4017.56	-3056.59
52.6	0.00	-11446.21	-10897.40	-10753.39	-10012.00	-7646.26	-5684.59	-4816.60	-3849.99	-2933.92
75.8	0.00	-11191.55	-10656.48	-10506.58	-9759.79	-7438.95	-5559.71	-4692.46	-3743.27	-2855.66
99.0	0.00	-11006.57	-10480.82	-10326.27	-9575.79	-7291.02	-5468.20	-4602.18	-3666.49	-2799.24
122.2	0.00	-10860.35	-10342.21	-10184.71	-9430.07	-7175.47	-5396.08	-4530.54	-3606.38	-2754.59

** COSTOS INCREMENTALES ( \$/MWH) **		PRADO			PERIODO : 49		FEBRE-2005			
QWD/XMX %	27.62	35.66	43.70	51.74	59.79	67.83	75.87	83.91	91.96	100.00
11.3	0.00	-14515.97	-14172.65	-12594.01	-9500.28	-6482.89	-5778.22	-4827.91	-3659.46	-2509.51
32.5	0.00	-12164.61	-11826.27	-10052.26	-7313.71	-5235.25	-4563.77	-3697.40	-2760.60	-1920.07
53.7	0.00	-10963.92	-10623.68	-8833.07	-6341.34	-4630.64	-3992.12	-3184.07	-2361.55	-1654.98
74.9	0.00	-10153.26	-9813.49	-8041.38	-5728.90	-4235.15	-3623.66	-2859.24	-2111.88	-1487.83
96.1	0.00	-9544.62	-9206.27	-7461.66	-5290.74	-3943.51	-3355.26	-2626.16	-1933.34	-1368.09

** COSTOS INCREMENTALES ( \$/MWH) **		PRADO			PERIODO : 50		MARZO-2005			
QWD/XMX %	21.60	30.31	39.02	47.73	56.44	65.16	73.87	82.58	91.29	100.00
10.7	0.00	-16579.72	-15788.84	-14417.02	-11110.84	-6513.39	-5105.57	-3700.76	-2959.58	-2370.99
34.6	0.00	-10259.56	-9060.17	-7157.53	-4661.08	-3147.87	-2403.91	-1885.51	-1590.32	-1351.47
58.6	0.00	-6527.31	-5352.13	-3924.08	-2572.49	-1790.18	-1373.65	-1113.59	-947.47	-804.37
82.5	0.00	-4359.79	-3370.44	-2389.88	-1610.67	-1112.09	-854.07	-703.05	-599.80	-509.83
106.5	0.00	-3049.33	-2242.39	-1565.05	-1080.28	-730.47	-558.88	-463.77	-396.40	-337.17

** COSTOS INCREMENTALES ( \$/MWH) **		PRADO			PERIODO : 51		ABRIL-2005			
QWD/XMX %	18.99	27.99	36.99	45.99	54.99	63.99	73.00	82.00	91.00	100.00
14.9	0.00	-13640.29	-11566.60	-8219.62	-5916.92	-5422.01	-4565.14	-3675.15	-3189.35	-2891.87
41.9	0.00	-7987.28	-6142.59	-4447.75	-3575.99	-3082.86	-2579.72	-2204.20	-1967.42	-1618.35
68.9	0.00	-5132.65	-3905.26	-2980.92	-2354.83	-1994.99	-1684.17	-1469.39	-1317.32	-988.38
95.9	0.00	-3592.44	-2730.24	-2156.06	-1636.59	-1378.13	-1171.69	-1032.07	-925.68	-643.21
122.9	0.00	-2675.43	-2016.77	-1625.91	-1181.58	-992.93	-848.53	-751.15	-673.33	-438.66

** COSTOS INCREMENTALES ( \$/MWH) **		PRADO			PERIODO : 52		MAYO -2005			
QWD/XMX %	18.99	27.99	36.99	45.99	54.99	63.99	73.00	82.00	91.00	100.00
40.3	0.00	-12124.43	-12023.27	-11352.05	-8535.77	-6741.55	-6195.95	-5856.89	-5273.05	-4565.59
66.1	0.00	-8662.72	-8393.92	-7680.02	-5966.50	-5037.82	-4517.12	-4101.80	-3684.04	-3248.05
91.8	0.00	-6396.49	-5988.07	-5335.19	-4275.11	-3626.35	-3094.75	-2711.89	-2447.32	-2158.62
117.6	0.00	-4910.76	-4398.73	-3810.66	-3099.98	-2567.38	-2067.47	-1753.98	-1590.01	-1396.13
143.3	0.00	-3892.59	-3303.30	-2776.48	-2267.01	-1812.34	-1373.46	-1130.67	-1027.95	-898.00

** COSTOS INCREMENTALES ( \$/MWH) **		PRADO			PERIODO : 53		JUNIO-2005			
QWD/XMX %	21.06	29.83	38.60	47.37	56.14	64.92	73.69	82.46	91.23	100.00
35.9	0.00	-14674.12	-12340.85	-12065.43	-11795.01	-9378.54	-8287.28	-7892.18	-7358.01	-6047.62
60.0	0.00	-11704.10	-10191.68	-9658.76	-9207.79	-7801.28	-7429.11	-6795.91	-5579.34	-4469.93
84.0	0.00	-10072.63	-8936.53	-8205.55	-7659.08	-6925.80	-6765.26	-5699.22	-4066.91	-3176.22

108.0	0.00	-9155.25	-8177.19	-7294.01	-6730.86	-6427.71	-6227.55	-4707.41	-2931.66	-2233.61
132.0	0.00	-8605.86	-7678.26	-6679.78	-6149.78	-6132.69	-5784.50	-3857.58	-2116.44	-1574.35

**\*\* COSTOS INCREMENTALES ( \$/MWH) \*\* PRADO PERIODO : 54 JULIO-2005**

QWD/XMX %	24.96	33.30	41.63	49.97	58.31	66.65	74.99	83.32	91.66	100.00
21.1	0.00	-17623.50	-15215.93	-14382.04	-14802.50	-12705.49	-10090.44	-11355.31	-16176.81	-12739.05
33.0	0.00	-16984.81	-14812.15	-13863.33	-14044.06	-11737.38	-9222.77	-10064.12	-13532.14	-10565.50
44.9	0.00	-16514.36	-14496.09	-13406.91	-13350.10	-10980.69	-8577.07	-9144.69	-11779.93	-9106.31
56.8	0.00	-16148.95	-14228.51	-13006.63	-12741.24	-10367.89	-8072.17	-8450.08	-10517.03	-8037.74
68.8	0.00	-15855.27	-13992.39	-12655.05	-12207.40	-9859.48	-7666.42	-7910.53	-9563.61	-7214.38

**\*\* COSTOS INCREMENTALES ( \$/MWH) \*\* PRADO PERIODO : 55 AGOST-2005**

QWD/XMX %	25.61	33.88	42.14	50.41	58.67	66.94	75.20	83.47	91.73	100.00
8.2	0.00	-20235.26	-25089.10	-48007.96	-36238.77	-22063.55	-15481.20	-13662.29	-13460.19	-12944.70
16.2	0.00	-21082.04	-25472.41	-38087.95	-26337.52	-16251.44	-11690.31	-10336.79	-10041.74	-9387.25
24.2	0.00	-21177.76	-23951.75	-30685.25	-20423.29	-12860.71	-9372.97	-8332.41	-8025.20	-7186.95
32.2	0.00	-20839.01	-22017.93	-25372.64	-16574.63	-10665.74	-7862.54	-7042.84	-6739.26	-5699.12
40.3	0.00	-20309.67	-20165.34	-21503.51	-13910.01	-9144.01	-6821.55	-6158.33	-5857.52	-4626.15

**\*\* COSTOS INCREMENTALES ( \$/MWH) \*\* PRADO PERIODO : 56 SEPTI-2005**

QWD/XMX %	25.14	33.46	41.78	50.09	58.41	66.73	75.05	83.36	91.68	100.00
4.4	0.00	-37387.61	-112361.97	-72559.78	-42809.93	-23431.02	-16159.75	-14621.78	-14619.66	-14134.54
11.6	0.00	-48575.00	-72101.35	-44657.19	-25780.36	-14837.01	-11440.33	-10696.76	-10650.58	-9736.27
18.8	0.00	-47073.47	-52114.46	-31670.84	-18351.89	-11041.22	-8791.03	-8173.30	-8047.46	-7188.23
26.0	0.00	-42744.26	-40250.24	-24358.47	-14301.68	-8899.92	-7129.76	-6476.23	-6263.75	-5524.85
33.1	0.00	-38191.35	-32468.21	-19748.36	-11782.88	-7524.21	-6000.86	-5268.30	-4976.17	-4351.24

**\*\* COSTOS INCREMENTALES ( \$/MWH) \*\* PRADO PERIODO : 57 OCTUB-2005**

QWD/XMX %	27.19	35.28	43.37	51.46	59.55	67.64	75.73	83.82	91.91	100.00
6.4	0.00	-254693.06	-179065.69	-117762.13	-70753.16	-39697.17	-22650.31	-15898.56	-13736.53	-11709.08
13.8	0.00	-157614.14	-106596.77	-67152.91	-39741.70	-23621.49	-15350.88	-11695.22	-9459.98	-7170.31
21.1	0.00	-110753.60	-73380.23	-45158.13	-26887.29	-16894.47	-11688.79	-9047.85	-6924.42	-4878.66
28.5	0.00	-83619.44	-54833.82	-33282.33	-20082.60	-13176.98	-9383.79	-7235.12	-5290.78	-3538.89
35.8	0.00	-66159.97	-43215.28	-26006.15	-15930.22	-10785.39	-7768.94	-5926.52	-4169.69	-2679.53

**\*\* COSTOS INCREMENTALES ( \$/MWH) \*\* PRADO PERIODO : 58 NOVI-2005**

QWD/XMX %	26.28	34.47	42.66	50.85	59.04	67.24	75.43	83.62	91.81	100.00
-----------	-------	-------	-------	-------	-------	-------	-------	-------	-------	--------

34.4	0.00	-934750.19	-725757.44	-531520.63	-367226.28	-224672.33	-119672.13	-53557.80	-13650.64	-11573.84
57.2	0.00	-697343.00	-517028.03	-361738.69	-235395.88	-134999.83	-67137.58	-29711.82	-9933.42	-7600.57
80.1	0.00	-542018.44	-386259.47	-260446.39	-161796.31	-88508.02	-42156.93	-18830.40	-7337.67	-5176.34
102.9	0.00	-434199.66	-298741.00	-195339.20	-116949.32	-61817.57	-28665.11	-13016.85	-5536.97	-3651.73
125.7	0.00	-355811.28	-237136.98	-151036.58	-87754.02	-45245.74	-20641.36	-9524.42	-4264.51	-2655.36

\*\* COSTOS INCREMENTALES ( \$/MWH) \*\* PRADO PERIODO : 59 DICIE-2005

QWD/XMX %	31.53	39.14	46.75	54.35	61.96	69.57	77.18	84.78	92.39	100.00
-----	-----	-----	-----	-----	-----	-----	-----	-----	-----	-----
54.8	0.00	-3186631.25	-2785430.50	-2364106.50	-1994003.75	-1570110.38	-1221088.38	-871466.81	-557136.38	-322155.44
83.4	0.00	-3002440.50	-2599262.75	-2184773.00	-1818012.38	-1410300.38	-1076771.13	-747557.31	-466173.28	-258211.42
112.0	0.00	-2865741.00	-2461872.00	-2051627.13	-1689315.25	-1294155.88	-974744.81	-662907.19	-405198.22	-217989.81
<del>140.5</del>	<del>0.00</del>	<del>-2796496.50</del>	<del>-2352845.50</del>	<del>-1945378.63</del>	<del>-1587318.88</del>	<del>-1202938.88</del>	<del>-896552.88</del>	<del>-599495.06</del>	<del>-360447.75</del>	<del>-189575.45</del>
169.1	0.00	-2666077.00	-2261249.50	-1857632.63	-1503426.25	-1128543.38	-833866.25	-549702.25	-325695.63	-168306.91

\*\* COSTOS INCREMENTALES ( \$/MWH) \*\* RIOGRANDE2 PERIODO : 1 FEBRE-2001

QWD/XMX %	73.99
-----	-----
26.7	0.00

\*\* COSTOS INCREMENTALES ( \$/MWH) \*\* RIOGRANDE2 PERIODO : 2 MARZO-2001

QWD/XMX %	13.57	23.18	32.78	42.38	51.99	61.59	71.19	80.79	90.40	100.00
-----	-----	-----	-----	-----	-----	-----	-----	-----	-----	-----
12.2	0.00	-19627.24	-19567.99	-19549.46	-16816.62	-14972.41	-13863.89	-11318.19	-10430.05	-9632.66
18.1	0.00	-10521.81	-10321.95	-10052.01	-8989.91	-8360.67	-7663.63	-6869.95	-5790.81	-4915.88
24.0	0.00	-4747.14	-4435.41	-4125.20	-3462.13	-3073.80	-2551.53	-2235.71	-1799.11	-1312.92
29.9	0.00	-1613.95	-1422.71	-1274.36	-1048.87	-804.62	-539.76	-470.22	-354.54	-203.91
35.8	0.00	-520.91	-444.80	-384.05	-305.38	-173.36	-84.81	-74.51	-52.81	-22.74

\*\* COSTOS INCREMENTALES ( \$/MWH) \*\* RIOGRANDE2 PERIODO : 3 ABRIL-2001

QWD/XMX %	8.87	19.00	29.12	39.25	49.37	59.50	69.62	79.75	89.87	100.00
-----	-----	-----	-----	-----	-----	-----	-----	-----	-----	-----
13.5	0.00	-18660.12	-16997.05	-11335.18	-10594.64	-9386.61	-8701.34	-8369.79	-8022.32	-7595.83
19.3	0.00	-9776.09	-8913.71	-7930.50	-6485.43	-5650.91	-5056.33	-4712.20	-4316.34	-3985.17
25.1	0.00	-4531.11	-3866.48	-3482.15	-2572.55	-2272.88	-1793.45	-1567.40	-1391.39	-1260.63
30.9	0.00	-1879.61	-1523.59	-1177.16	-726.01	-645.24	-432.39	-344.47	-300.83	-269.27
36.6	0.00	-783.77	-589.02	-347.54	-162.36	-144.40	-82.26	-58.34	-50.47	-44.77

\*\* COSTOS INCREMENTALES ( \$/MWH) \*\* RIOGRANDE2 PERIODO : 4 MAYO -2001

QWD/XMX %	8.87	19.00	29.12	39.25	49.37	59.50	69.62	79.75	89.87	100.00
-----	-----	-----	-----	-----	-----	-----	-----	-----	-----	-----
20.3	0.00	-10635.25	-10161.40	-9905.25	-9656.23	-9151.59	-8702.61	-8049.37	-7332.94	-6983.50

28.3	0.00	-7930.01	-7284.16	-6879.84	-6456.45	-5726.62	-5309.68	-4860.92	-3987.56	-3761.60
36.2	0.00	-5148.32	-4419.01	-4060.05	-3668.37	-3000.53	-2753.88	-2482.75	-1792.72	-1680.22
44.2	0.00	-3081.18	-2421.98	-2173.30	-1900.52	-1422.24	-1300.18	-1154.68	-731.44	-682.56
52.2	0.00	-1763.54	-1253.02	-1100.09	-936.07	-639.31	-583.75	-511.80	-286.66	-266.73

\*\* COSTOS INCREMENTALES ( \$/MWH) \*\* RIOGRANDE2 PERIODO : 5 JUNIO-2001

QWD/XMX %	10.24	20.21	30.19	40.16	50.13	60.11	70.08	80.05	90.03	100.00
26.5	0.00	-14872.15	-12904.90	-11140.04	-10748.87	-10371.99	-9873.66	-9286.04	-8724.80	-7858.35
35.7	0.00	-10610.82	-9594.31	-8622.17	-8142.58	-7592.62	-7134.15	-6722.53	-6143.51	-5133.69
44.8	0.00	-7579.00	-6877.10	-6228.99	-5775.61	-5170.88	-4742.87	-4450.98	-3966.92	-3085.47
54.0	0.00	-5389.45	-4784.56	-4288.54	-3922.20	-3367.13	-2997.96	-2796.77	-2440.82	-1774.89
63.1	0.00	-3800.34	-3257.40	-2862.23	-2591.80	-2135.83	-1841.17	-1707.26	-1464.51	-998.97

\*\* COSTOS INCREMENTALES ( \$/MWH) \*\* RIOGRANDE2 PERIODO : 6 JULIO-2001

QWD/XMX %	12.09	21.86	31.63	41.40	51.16	60.93	70.70	80.47	90.23	100.00
24.7	0.00	-14813.42	-14553.01	-14348.87	-14196.91	-13012.95	-9827.20	-8199.98	-7275.31	-6450.20
32.3	0.00	-10967.54	-10461.16	-10057.60	-9819.60	-8799.01	-7070.26	-5908.79	-5191.04	-4606.43
39.9	0.00	-8069.40	-7424.48	-6901.91	-6647.49	-5834.22	-4857.05	-4001.38	-3473.95	-3082.88
47.5	0.00	-5841.97	-5185.42	-4644.10	-4420.95	-3825.01	-3241.73	-2603.34	-2229.90	-1978.88
55.1	0.00	-4153.82	-3564.59	-3070.54	-2896.00	-2484.96	-2122.53	-1651.13	-1393.52	-1236.85

\*\* COSTOS INCREMENTALES ( \$/MWH) \*\* RIOGRANDE2 PERIODO : 7 AGOST-2001

QWD/XMX %	13.66	23.25	32.85	42.44	52.03	61.63	71.22	80.81	90.41	100.00
20.2	0.00	-14139.92	-11602.00	-9826.96	-9236.64	-8511.53	-7672.74	-6877.03	-6284.99	-5790.69
28.2	0.00	-9542.50	-8446.05	-7650.28	-6754.59	-5925.72	-5197.06	-4706.61	-4291.46	-3721.78
36.2	0.00	-6426.53	-5878.99	-5449.02	-4544.32	-3844.49	-3344.57	-3054.56	-2758.44	-2244.04
44.3	0.00	-4343.07	-3995.67	-3698.31	-2937.55	-2414.81	-2101.67	-1931.20	-1723.88	-1317.34
52.3	0.00	-2947.19	-2686.49	-2449.94	-1866.14	-1496.99	-1307.35	-1206.41	-1064.71	-765.90

\*\* COSTOS INCREMENTALES ( \$/MWH) \*\* RIOGRANDE2 PERIODO : 8 SEPTI-2001

QWD/XMX %	15.01	24.46	33.90	43.34	52.78	62.23	71.67	81.11	90.56	100.00
21.4	0.00	-11668.83	-9485.41	-9327.83	-9080.44	-8266.28	-7662.96	-6853.83	-6341.48	-5950.30
28.8	0.00	-8172.53	-6943.67	-6650.26	-6345.25	-5511.60	-4815.90	-4332.54	-4031.18	-3715.30
36.2	0.00	-5375.10	-4519.82	-4155.65	-3911.51	-3312.10	-2726.32	-2450.55	-2285.20	-2072.91
43.6	0.00	-3415.20	-2752.55	-2403.38	-2243.44	-1874.83	-1453.63	-1299.58	-1212.54	-1085.74
51.0	0.00	-2136.13	-1619.98	-1333.05	-1238.06	-1027.41	-750.74	-665.87	-621.11	-550.35

\*\* COSTOS INCREMENTALES ( \$/MWH) \*\* RIOGRANDE2 PERIODO : 9 OCTUB-2001

QWD/XMX %	16.45	25.74	35.02	44.30	53.58	62.87	72.15	81.43	90.72	100.00
23.7	0.00	-12060.21	-10525.58	-9623.30	-9223.95	-8764.87	-8419.09	-8033.09	-7602.88	-6720.77
31.4	0.00	-8325.27	-7408.82	-6796.79	-6446.61	-5954.42	-5445.54	-5069.33	-4717.75	-3792.92
39.1	0.00	-5266.36	-4607.40	-4208.80	-3959.40	-3522.42	-3031.03	-2779.48	-2557.43	-1843.55
46.8	0.00	-3107.29	-2615.62	-2372.00	-2217.94	-1895.07	-1527.39	-1389.77	-1268.29	-822.54
54.5	0.00	-1744.36	-1397.28	-1257.68	-1170.56	-961.89	-726.21	-658.11	-597.19	-352.48

\*\* COSTOS INCREMENTALES ( \$/MWH) \*\* RIOGRANDE2 PERIODO : 10 NOVIEMBRE-2001

QWD/XMX %	18.00	27.11	36.22	45.33	54.44	63.55	72.67	81.78	90.89	100.00
31.7	0.00	-15132.84	-13187.54	-12884.50	-12326.07	-11934.02	-11587.00	-10627.62	-10136.89	-9424.34
40.3	0.00	-10940.88	-10153.78	-9782.02	-9026.38	-8764.15	-8410.56	-7193.04	-6941.16	-5950.69
48.8	0.00	-7470.25	-7133.43	-6543.70	-5654.80	-5482.32	-5171.69	-3891.80	-3775.00	-2945.26
57.4	0.00	-4612.47	-4438.31	-3877.00	-3028.36	-2930.80	-2721.73	-1759.55	-1710.24	-1222.74
66.0	0.00	-2552.74	-2459.32	-2048.75	-1426.33	-1379.09	-1264.96	-700.77	-681.67	-452.16

\*\* COSTOS INCREMENTALES ( \$/MWH) \*\* RIOGRANDE2 PERIODO : 11 DICIEMBRE-2001

QWD/XMX %	22.27	30.91	39.54	48.18	56.82	65.45	74.09	82.73	91.36	100.00
33.4	0.00	-18200.19	-18058.41	-17213.47	-16168.25	-15949.41	-15183.68	-13457.62	-13200.92	-12751.51
40.2	0.00	-14457.50	-14208.97	-13490.24	-12488.34	-12059.16	-11597.56	-10764.04	-10535.28	-10254.73
47.0	0.00	-11053.65	-10739.90	-10266.53	-9404.74	-8718.49	-8437.70	-8027.14	-7823.18	-7628.13
53.8	0.00	-8175.50	-7858.98	-7557.02	-6784.34	-5915.86	-5737.23	-5510.86	-5348.70	-5206.20
60.5	0.00	-5775.75	-5507.20	-5303.74	-4620.03	-3727.53	-3614.53	-3481.36	-3368.24	-3269.15

\*\* COSTOS INCREMENTALES ( \$/MWH) \*\* RIOGRANDE2 PERIODO : 12 ENERO-2002

QWD/XMX %	22.27	30.91	39.54	48.18	56.82	65.45	74.09	82.73	91.36	100.00
22.3	0.00	-18973.56	-18787.64	-17687.30	-17081.29	-16989.01	-16834.68	-16245.83	-15264.00	-14504.62
28.4	0.00	-15111.19	-14931.09	-13954.13	-13236.37	-13057.39	-12815.66	-12312.91	-11601.76	-10813.04
34.5	0.00	-11503.28	-11313.86	-10521.66	-9797.05	-9548.02	-9269.42	-8903.17	-8432.20	-7720.65
40.7	0.00	-8560.39	-8361.09	-7724.90	-7043.38	-6760.77	-6492.66	-6239.76	-5936.91	-5344.77
46.8	0.00	-6317.80	-6112.02	-5577.87	-4964.73	-4683.80	-4453.43	-4280.58	-4085.87	-3619.95

\*\* COSTOS INCREMENTALES ( \$/MWH) \*\* RIOGRANDE2 PERIODO : 13 FEBRERO-2002

QWD/XMX %	19.57	28.51	37.45	46.38	55.32	64.26	73.19	82.13	91.06	100.00
14.1	0.00	-23444.63	-23119.00	-21523.57	-21362.53	-21232.39	-18668.83	-16067.50	-15933.91	-15795.16
19.7	0.00	-16274.19	-16144.44	-15794.48	-15715.00	-15144.67	-11930.43	-10799.29	-10512.59	-10128.73
25.3	0.00	-9265.96	-9073.53	-8904.38	-8751.13	-8017.88	-6441.98	-5880.49	-5453.88	-4996.94
30.9	0.00	-4819.53	-4582.97	-4390.36	-4190.15	-3663.22	-3056.26	-2611.32	-2260.11	-1932.96
36.5	0.00	-2458.20	-2237.25	-2049.68	-1875.03	-1581.98	-1318.42	-986.12	-790.68	-621.56

** COSTOS INCREMENTALES ( \$/MWH) **		RIOGRANDE2		PERIODO : 14		MARZO-2002				
QWD/XMX %	13.57	23.18	32.78	42.38	51.99	61.59	71.19	80.79	90.40	100.00
12.2	0.00	-21088.12	-20969.01	-20943.31	-20907.66	-19882.58	-17582.96	-15871.25	-15768.60	-14675.51
18.1	0.00	-13541.75	-13110.58	-12992.25	-12466.51	-11432.62	-10161.59	-9591.92	-9190.94	-7767.52
24.0	0.00	-6814.81	-6491.63	-6320.36	-5545.30	-5116.67	-4659.43	-3967.59	-3444.72	-2831.35
29.9	0.00	-2826.20	-2582.04	-2422.00	-2034.55	-1827.64	-1580.84	-1086.33	-812.44	-670.26
35.8	0.00	-1077.75	-941.10	-848.79	-707.99	-582.45	-454.65	-222.90	-137.69	-114.45

** COSTOS INCREMENTALES ( \$/MWH) **		RIOGRANDE2		PERIODO : 15		ABRIL-2002				
QWD/XMX %	8.87	19.00	29.12	39.25	49.37	59.50	69.62	79.75	89.87	100.00
13.5	0.00	-20224.45	-20190.23	-20136.68	-17514.55	-15824.29	-11026.40	-10354.40	-8736.98	-7218.46
19.3	0.00	-12932.98	-12425.18	-12082.68	-9146.09	-7846.86	-6663.40	-5879.59	-5079.91	-4641.48
25.1	0.00	-6802.81	-5986.22	-5366.20	-4096.24	-3412.93	-2882.89	-2538.40	-2271.31	-2085.68
30.9	0.00	-3054.29	-2506.03	-1983.82	-1495.35	-1160.08	-892.08	-799.39	-721.88	-650.50
36.6	0.00	-1263.11	-947.80	-644.64	-448.25	-318.09	-213.68	-194.52	-175.43	-155.56

** COSTOS INCREMENTALES ( \$/MWH) **		RIOGRANDE2		PERIODO : 16		MAYO -2002				
QWD/XMX %	8.87	19.00	29.12	39.25	49.37	59.50	69.62	79.75	89.87	100.00
20.3	0.00	-14575.18	-14472.21	-12573.61	-9398.34	-9172.04	-8935.43	-8394.58	-7657.71	-6832.17
28.3	0.00	-9357.45	-9064.39	-7741.45	-6441.92	-6226.34	-5950.09	-5285.84	-4597.46	-4081.57
36.2	0.00	-5770.65	-5372.27	-4371.55	-3834.57	-3679.21	-3450.75	-2862.22	-2378.53	-2119.03
44.2	0.00	-3396.42	-3016.53	-2314.12	-2077.06	-1981.96	-1830.54	-1418.59	-1127.48	-1009.95
52.2	0.00	-1922.07	-1622.95	-1170.78	-1060.98	-1008.00	-919.85	-669.49	-509.10	-458.35

** COSTOS INCREMENTALES ( \$/MWH) **		RIOGRANDE2		PERIODO : 17		JUNIO-2002				
QWD/XMX %	10.24	20.21	30.19	40.16	50.13	60.11	70.08	80.05	90.03	100.00
26.5	0.00	-13585.85	-13396.81	-13266.40	-12989.12	-11128.86	-9211.00	-8450.62	-7933.13	-7160.46
35.7	0.00	-9671.25	-9321.54	-9070.37	-8600.25	-7506.30	-6414.54	-5929.40	-5497.43	-4625.52
44.8	0.00	-6878.83	-6413.60	-6089.59	-5553.87	-4826.64	-4183.01	-3883.37	-3552.15	-2771.49
54.0	0.00	-4871.22	-4365.39	-4024.14	-3527.54	-3011.36	-2621.21	-2438.56	-2203.20	-1595.70
63.1	0.00	-3424.45	-2940.27	-2620.76	-2211.28	-1842.52	-1604.50	-1494.01	-1335.39	-900.18

** COSTOS INCREMENTALES ( \$/MWH) **		RIOGRANDE2		PERIODO : 18		JULIO-2002				
QWD/XMX %	12.09	21.86	31.63	41.40	51.16	60.93	70.70	80.47	90.23	100.00
24.7	0.00	-15930.45	-14905.19	-13272.25	-12947.81	-12545.77	-10552.05	-8353.31	-7868.83	-7452.17
32.3	0.00	-11881.37	-11012.55	-9462.99	-9001.30	-8480.90	-7331.33	-6053.43	-5643.77	-5222.71



39.9	0.00	-8531.34	-7885.00	-6617.07	-6140.83	-5657.92	-4976.88	-4127.14	-3790.62	-3445.68
47.5	0.00	-6014.08	-5525.23	-4530.17	-4119.12	-3740.66	-3324.21	-2700.07	-2439.68	-2189.84
55.1	0.00	-4188.73	-3806.30	-3040.11	-2721.09	-2450.52	-2190.00	-1718.82	-1527.93	-1359.39

\*\* COSTOS INCREMENTALES ( \$/MWH) \*\* RIOGRANDE2 PERIODO : 19 AGOST-2002

QWD/XMX %	13.66	23.25	32.85	42.44	52.03	61.63	71.22	80.81	90.41	100.00
20.2	0.00	-15061.62	-13126.71	-12933.97	-12691.27	-12058.37	-9443.03	-7905.61	-7454.13	-6762.99
28.2	0.00	-10805.29	-9049.33	-8727.12	-8378.52	-7563.93	-6224.63	-5394.10	-4960.55	-4366.03
36.2	0.00	-7555.79	-6201.75	-5820.07	-5484.52	-4730.48	-3976.58	-3487.99	-3149.90	-2716.19
44.3	0.00	-5228.12	-4225.42	-3848.33	-3578.69	-2973.64	-2505.03	-2198.43	-1960.45	-1669.24
52.3	0.00	-3603.63	-2864.21	-2527.30	-2328.96	-1876.63	-1568.14	-1370.23	-1211.12	-1023.24

\*\* COSTOS INCREMENTALES ( \$/MWH) \*\* RIOGRANDE2 PERIODO : 20 SEPTI-2002

QWD/XMX %	15.01	24.46	33.90	43.34	52.78	62.23	71.67	81.11	90.56	100.00
21.4	0.00	-14108.00	-13301.25	-13173.54	-12440.90	-10976.92	-7217.20	-6162.38	-5293.37	-4834.62
28.8	0.00	-9866.13	-8783.23	-8548.27	-7536.73	-6480.25	-4721.10	-4083.17	-3590.75	-3277.31
36.2	0.00	-6688.05	-5590.96	-5332.97	-4450.02	-3754.97	-2876.52	-2516.78	-2238.93	-2039.17
43.6	0.00	-4389.09	-3445.62	-3225.76	-2606.35	-2169.36	-1675.03	-1477.84	-1320.47	-1199.70
51.0	0.00	-2802.00	-2069.88	-1906.18	-1517.87	-1248.84	-947.46	-840.60	-751.83	-681.58

\*\* COSTOS INCREMENTALES ( \$/MWH) \*\* RIOGRANDE2 PERIODO : 21 OCTUB-2002

QWD/XMX %	16.45	25.74	35.02	44.30	53.58	62.87	72.15	81.43	90.72	100.00
23.7	0.00	-13213.38	-11486.88	-9110.69	-8266.92	-7635.21	-7213.33	-6746.63	-6417.94	-5918.47
31.4	0.00	-8252.36	-7252.27	-6241.32	-5682.09	-5189.69	-4795.91	-4307.09	-3998.62	-3472.79
39.1	0.00	-4867.11	-4234.94	-3802.47	-3456.59	-3121.64	-2806.14	-2373.67	-2155.51	-1766.96
46.8	0.00	-2742.18	-2329.11	-2131.19	-1930.95	-1723.77	-1504.83	-1187.97	-1059.86	-826.98
54.5	0.00	-1491.92	-1225.53	-1130.30	-1020.47	-900.82	-764.69	-562.15	-494.73	-370.83

\*\* COSTOS INCREMENTALES ( \$/MWH) \*\* RIOGRANDE2 PERIODO : 22 NOVI-2002

QWD/XMX %	18.00	27.11	36.22	45.33	54.44	63.55	72.67	81.78	90.89	100.00
31.7	0.00	-14489.46	-13015.54	-11318.18	-10945.30	-10687.60	-10380.14	-9626.39	-8342.71	-7759.11
40.3	0.00	-10026.66	-9457.95	-8671.14	-8025.12	-7715.04	-7336.15	-6803.77	-5581.81	-4958.65
48.8	0.00	-6574.11	-6340.62	-5839.80	-4980.04	-4732.17	-4432.12	-4092.41	-2984.32	-2532.07
57.4	0.00	-3945.10	-3827.03	-3454.54	-2637.00	-2486.77	-2314.33	-2130.49	-1337.26	-1090.08
66.0	0.00	-2140.82	-2077.63	-1828.08	-1230.09	-1154.39	-1073.37	-987.06	-529.30	-417.21

\*\* COSTOS INCREMENTALES ( \$/MWH) \*\* RIOGRANDE2 PERIODO : 23 DICIE-2002

QWD/XMX %	22.27	30.91	39.54	48.18	56.82	65.45	74.09	82.73	91.36	100.00
-----------	-------	-------	-------	-------	-------	-------	-------	-------	-------	--------

33.4	0.00	-16597.82	-16395.73	-16300.13	-16221.91	-15490.11	-12771.19	-11324.34	-11084.77	-10918.74
40.2	0.00	-13135.45	-12840.46	-12623.47	-12463.91	-11626.71	-9894.63	-9203.89	-8985.47	-8729.59
47.0	0.00	-9950.21	-9627.17	-9307.30	-9105.56	-8187.46	-7234.95	-6900.42	-6682.26	-6397.00
53.8	0.00	-7270.89	-6966.82	-6617.92	-6429.61	-5443.50	-4922.25	-4736.60	-4541.67	-4293.76
60.5	0.00	-5075.27	-4819.34	-4512.96	-4369.05	-3410.65	-3100.27	-2986.90	-2837.45	-2657.37

\*\* COSTOS INCREMENTALES ( \$/MWH) \*\* RIOGRANDE2 PERIODO : 24 ENERO-2003

QWD/XMX %	22.27	30.91	39.54	48.18	56.82	65.45	74.09	82.73	91.36	100.00
22.3	0.00	-17648.14	-16621.55	-16572.73	-16522.41	-16134.10	-15250.70	-13895.27	-12522.91	-12344.02
28.4	0.00	-13762.49	-13199.58	-13140.94	-13006.11	-12541.00	-11532.44	-10392.86	-9604.70	-9482.50
34.5	0.00	-10313.47	-9945.92	-9849.66	-9619.05	-9170.35	-8271.99	-7442.75	-7012.43	-6925.02
40.7	0.00	-7585.58	-7296.24	-7143.51	-6843.93	-6451.33	-5742.89	-5175.39	-4942.13	-4876.92
46.8	0.00	-5547.72	-5297.98	-5084.05	-4753.25	-4427.29	-3905.50	-3525.91	-3397.40	-3348.24

\*\* COSTOS INCREMENTALES ( \$/MWH) \*\* RIOGRANDE2 PERIODO : 25 FEBRE-2003

QWD/XMX %	19.57	28.51	37.45	46.38	55.32	64.26	73.19	82.13	91.06	100.00
14.1	0.00	-21379.91	-20928.52	-20927.45	-20924.45	-20762.55	-17823.74	-12767.91	-12663.62	-12590.63
19.7	0.00	-16142.83	-14468.65	-14447.36	-14404.23	-13691.70	-10203.52	-8602.12	-8478.41	-8240.94
25.3	0.00	-9532.13	-8072.50	-8002.25	-7886.14	-7013.42	-5302.94	-4771.94	-4639.82	-4372.26
30.9	0.00	-4726.57	-4008.48	-3906.02	-3766.57	-3175.96	-2521.83	-2182.48	-2090.80	-1917.28
36.5	0.00	-2210.96	-1898.57	-1798.66	-1682.05	-1370.22	-1096.19	-850.60	-804.74	-722.75

\*\* COSTOS INCREMENTALES ( \$/MWH) \*\* RIOGRANDE2 PERIODO : 26 MARZO-2003

QWD/XMX %	13.57	23.18	32.78	42.38	51.99	61.59	71.19	80.79	90.40	100.00
12.2	0.00	-18804.89	-18670.60	-18670.53	-18661.44	-17567.42	-16306.19	-12914.84	-12616.91	-12397.08
18.1	0.00	-12028.58	-11558.00	-11513.86	-11205.45	-9897.96	-8498.33	-7852.58	-7536.74	-6852.68
24.0	0.00	-6079.79	-5785.61	-5617.17	-5067.34	-4312.87	-3744.46	-3443.81	-3075.82	-2460.67
29.9	0.00	-2470.40	-2276.48	-2118.03	-1801.98	-1485.39	-1211.68	-1039.44	-854.99	-568.38
35.8	0.00	-886.72	-781.28	-700.53	-561.67	-451.86	-318.10	-236.55	-181.40	-95.37

\*\* COSTOS INCREMENTALES ( \$/MWH) \*\* RIOGRANDE2 PERIODO : 27 ABRIL-2003

QWD/XMX %	8.87	19.00	29.12	39.25	49.37	59.50	69.62	79.75	89.87	100.00
13.5	0.00	-18056.41	-18016.50	-18003.87	-17743.73	-13983.46	-8858.36	-8630.74	-8124.18	-6956.46
19.3	0.00	-11510.10	-10923.24	-10716.59	-9580.48	-6723.68	-5493.81	-5138.62	-4532.90	-3808.52
25.1	0.00	-5954.89	-5022.11	-4597.44	-3732.86	-2855.16	-2410.57	-2186.92	-1871.50	-1606.99
30.9	0.00	-2594.32	-1985.21	-1593.68	-1256.78	-957.20	-744.00	-664.46	-567.54	-494.06
36.6	0.00	-1031.21	-713.94	-468.90	-362.89	-257.07	-177.00	-156.72	-134.64	-117.81

** COSTOS INCREMENTALES ( \$/MWH) **		RIOGRANDE2		PERIODO : 28		MAYO -2003				
QWD/XMX %	8.87	19.00	29.12	39.25	49.37	59.50	69.62	79.75	89.87	100.00
20.3	0.00	-13053.11	-12917.61	-12617.10	-11368.47	-8492.26	-7740.33	-6835.19	-6238.41	-5169.78
28.3	0.00	-8455.11	-8145.04	-7629.35	-6878.01	-5504.41	-4935.48	-4379.20	-3864.83	-3089.26
36.2	0.00	-5278.46	-4927.13	-4455.46	-3966.62	-3158.96	-2822.22	-2492.15	-2158.42	-1600.45
44.2	0.00	-3141.60	-2850.69	-2523.58	-2212.18	-1676.39	-1499.66	-1315.80	-1127.20	-760.57
52.2	0.00	-1793.12	-1586.92	-1388.98	-1200.23	-847.02	-759.65	-662.88	-563.70	-344.24

** COSTOS INCREMENTALES ( \$/MWH) **		RIOGRANDE2		PERIODO : 29		JUNIO-2003				
QWD/XMX %	10.24	20.21	30.19	40.16	50.13	60.11	70.08	80.05	90.03	100.00
26.5	0.00	-14269.40	-13676.35	-11779.79	-11342.27	-9405.59	-7784.65	-7445.78	-6718.67	-5693.96
35.7	0.00	-10212.83	-9572.12	-8007.90	-7460.44	-6401.30	-5522.76	-5140.36	-4479.40	-3774.61
44.8	0.00	-6997.90	-6391.01	-5342.24	-4859.77	-4199.83	-3638.43	-3311.35	-2826.34	-2381.46
54.0	0.00	-4720.79	-4177.23	-3508.71	-3148.38	-2694.11	-2291.24	-2050.03	-1731.14	-1462.73
63.1	0.00	-3173.13	-2706.53	-2271.92	-2024.62	-1702.67	-1405.50	-1241.47	-1043.30	-884.85

** COSTOS INCREMENTALES ( \$/MWH) **		RIOGRANDE2		PERIODO : 30		JULIO-2003				
QWD/XMX %	12.09	21.86	31.63	41.40	51.16	60.93	70.70	80.47	90.23	100.00
24.7	0.00	-14047.53	-13798.51	-13733.04	-13064.02	-10870.76	-8852.54	-6883.46	-6230.96	-5748.84
32.3	0.00	-10260.80	-9792.44	-9648.52	-8971.00	-7007.88	-5883.42	-4794.20	-4336.24	-3956.46
39.9	0.00	-7158.25	-6581.50	-6376.88	-5823.21	-4398.03	-3754.49	-3144.80	-2837.96	-2560.13
47.5	0.00	-4888.15	-4319.49	-4089.78	-3680.89	-2724.06	-2338.05	-1987.66	-1788.15	-1597.20
55.1	0.00	-3299.23	-2803.59	-2579.43	-2294.98	-1672.72	-1432.90	-1227.20	-1100.22	-974.67

** COSTOS INCREMENTALES ( \$/MWH) **		RIOGRANDE2		PERIODO : 31		AGOST-2003				
QWD/XMX %	13.66	23.25	32.85	42.44	52.03	61.63	71.22	80.81	90.41	100.00
20.2	0.00	-13707.45	-13170.63	-11508.42	-11119.27	-10624.66	-8377.59	-6849.52	-6008.14	-5303.68
28.2	0.00	-9424.22	-8918.14	-7599.87	-7059.21	-6471.91	-5379.75	-4490.96	-3884.02	-3279.23
36.2	0.00	-6214.12	-5795.17	-4925.29	-4382.20	-3885.14	-3327.38	-2807.31	-2388.75	-1925.60
44.3	0.00	-4063.63	-3724.34	-3163.85	-2697.41	-2334.11	-2029.47	-1720.82	-1440.65	-1110.62
52.3	0.00	-2671.09	-2397.16	-2022.71	-1654.12	-1406.80	-1232.55	-1047.70	-863.56	-637.82

** COSTOS INCREMENTALES ( \$/MWH) **		RIOGRANDE2		PERIODO : 32		SEPTI-2003				
QWD/XMX %	15.01	24.46	33.90	43.34	52.78	62.23	71.67	81.11	90.56	100.00
21.4	0.00	-14239.63	-13691.97	-11853.45	-11166.59	-9883.05	-6587.17	-5925.40	-5134.61	-4150.30
28.8	0.00	-9814.61	-9191.14	-7695.07	-6785.08	-5830.84	-4315.41	-3830.19	-3258.78	-2721.60
36.2	0.00	-6284.42	-5706.36	-4786.53	-3998.62	-3347.49	-2612.80	-2295.67	-1939.78	-1657.43

43.6	0.00	-3895.28	-3408.88	-2883.65	-2327.63	-1906.12	-1506.36	-1315.92	-1110.45	-961.88
51.0	0.00	-2381.68	-1998.77	-1697.35	-1344.37	-1079.76	-842.98	-734.42	-620.18	-541.36

\*\* COSTOS INCREMENTALES ( \$/MWH) \*\* RIOGRANDE2 PERIODO : 33 OCTUB-2003

QWD/XMX %	16.45	25.74	35.02	44.30	53.58	62.87	72.15	81.43	90.72	100.00
23.7	0.00	-13230.76	-11808.76	-11378.78	-8817.80	-6934.68	-6137.07	-5706.24	-5313.42	-4879.59
31.4	0.00	-8810.90	-7448.69	-6800.08	-5578.27	-4700.88	-4290.95	-3926.46	-3430.74	-3058.83
39.1	0.00	-5407.49	-4476.80	-3847.87	-3268.11	-2869.71	-2652.77	-2376.29	-1930.30	-1670.29
46.8	0.00	-3138.83	-2581.96	-2089.94	-1804.55	-1615.97	-1497.28	-1315.04	-991.66	-832.82
54.5	0.00	-1752.34	-1438.89	-1097.43	-953.17	-860.29	-795.53	-687.51	-482.75	-393.62

\*\* COSTOS INCREMENTALES ( \$/MWH) \*\* RIOGRANDE2 PERIODO : 34 NOVIEMBRE-2003

QWD/XMX %	18.00	27.11	36.22	45.33	54.44	63.55	72.67	81.78	90.89	100.00
31.7	0.00	-14380.45	-11738.79	-10073.95	-9931.82	-9713.87	-9043.24	-8137.11	-7195.08	-6461.06
40.3	0.00	-10183.88	-8575.14	-7910.39	-7684.92	-7368.64	-6486.24	-5820.74	-5103.24	-4238.36
48.8	0.00	-6557.39	-5755.29	-5456.89	-5211.80	-4901.05	-3939.00	-3498.21	-3064.59	-2253.77
57.4	0.00	-3873.03	-3472.06	-3302.77	-3114.20	-2889.35	-2064.79	-1811.95	-1587.92	-1010.09
66.0	0.00	-2095.41	-1883.23	-1784.44	-1670.01	-1538.29	-964.97	-835.42	-731.71	-400.26

\*\* COSTOS INCREMENTALES ( \$/MWH) \*\* RIOGRANDE2 PERIODO : 35 DICIEMBRE-2003

QWD/XMX %	22.27	30.91	39.54	48.18	56.82	65.45	74.09	82.73	91.36	100.00
33.4	0.00	-16056.67	-15965.28	-15892.22	-15690.61	-14025.00	-11201.10	-9771.01	-9395.18	-9091.62
40.2	0.00	-13076.74	-12996.68	-12765.01	-12335.62	-10570.77	-8699.17	-7974.95	-7696.26	-7395.01
47.0	0.00	-9891.35	-9739.26	-9325.14	-8672.69	-7386.80	-6364.70	-6003.02	-5791.40	-5500.90
53.8	0.00	-7158.06	-6864.96	-6349.30	-5577.36	-4824.40	-4329.72	-4136.14	-3980.03	-3733.62
60.5	0.00	-5060.51	-4595.62	-4092.18	-3339.70	-2951.63	-2727.27	-2617.53	-2510.67	-2328.75

\*\* COSTOS INCREMENTALES ( \$/MWH) \*\* RIOGRANDE2 PERIODO : 36 ENERO-2004

QWD/XMX %	22.27	30.91	39.54	48.18	56.82	65.45	74.09	82.73	91.36	100.00
22.3	0.00	-16772.06	-16169.32	-15205.06	-15036.43	-14845.53	-14459.45	-12385.92	-10777.03	-10571.42
28.4	0.00	-13586.11	-12781.18	-12305.42	-12182.99	-11808.85	-11322.13	-9549.75	-8629.58	-8334.98
34.5	0.00	-10546.38	-9754.41	-9488.04	-9375.54	-8864.71	-8373.54	-7116.44	-6563.77	-6244.13
40.7	0.00	-7970.69	-7304.61	-7106.46	-6985.39	-6420.15	-5974.55	-5161.66	-4802.10	-4507.36
46.8	0.00	-5936.65	-5417.18	-5228.89	-5091.50	-4543.79	-4163.09	-3660.57	-3413.02	-3167.60

\*\* COSTOS INCREMENTALES ( \$/MWH) \*\* RIOGRANDE2 PERIODO : 37 FEBRE-2004

QWD/XMX %	19.57	28.51	37.45	46.38	55.32	64.26	73.19	82.13	91.06	100.00
-----------	-------	-------	-------	-------	-------	-------	-------	-------	-------	--------

14.1	0.00	-19200.74	-19199.12	-19178.13	-18858.95	-18635.76	-16965.66	-12392.43	-11000.82	-10248.72
19.7	0.00	-15135.60	-15123.69	-14818.61	-13544.12	-12566.21	-10137.42	-8122.15	-7276.06	-6776.56
25.3	0.00	-9730.09	-9679.97	-8956.20	-7674.93	-6646.01	-5314.12	-4514.03	-4023.71	-3736.91
30.9	0.00	-5247.43	-5157.81	-4432.43	-3678.35	-3078.50	-2516.95	-2109.87	-1871.07	-1724.52
36.5	0.00	-2546.40	-2444.31	-1977.99	-1613.76	-1328.22	-1080.67	-845.94	-747.01	-683.11

\*\* COSTOS INCREMENTALES ( \$/MWH) \*\* RIOGRANDE2 PERIODO : 38 MARZO-2004

QWD/XMX %	13.57	23.18	32.78	42.38	51.99	61.59	71.19	80.79	90.40	100.00
-----	-----	-----	-----	-----	-----	-----	-----	-----	-----	-----
12.2	0.00	-19339.47	-17958.63	-16717.58	-16400.39	-14715.96	-14506.29	-10928.47	-10330.60	-9978.98
18.1	0.00	-12970.29	-12252.11	-10453.82	-10069.37	-8329.86	-7823.75	-7024.44	-6311.95	-5658.76
24.0	0.00	-6218.38	-5849.37	-5141.30	-4901.49	-4092.20	-3638.69	-3216.36	-2758.07	-2186.34
<del>29.9</del>	<del>0.00</del>	<del>-2473.10</del>	<del>-2240.20</del>	<del>-1980.84</del>	<del>-1792.08</del>	<del>-1442.02</del>	<del>-1207.98</del>	<del>-969.57</del>	<del>-812.98</del>	<del>559.88</del>
35.8	0.00	-928.46	-811.00	-676.31	-569.70	-429.53	-323.37	-216.69	-179.68	-106.17

\*\* COSTOS INCREMENTALES ( \$/MWH) \*\* RIOGRANDE2 PERIODO : 39 ABRIL-2004

QWD/XMX %	8.87	19.00	29.12	39.25	49.37	59.50	69.62	79.75	89.87	100.00
-----	-----	-----	-----	-----	-----	-----	-----	-----	-----	-----
13.5	0.00	-17045.74	-16660.02	-16100.31	-15865.29	-12520.17	-7659.04	-6904.12	-6558.76	-5732.30
19.3	0.00	-12499.16	-11566.95	-9967.62	-8708.28	-6017.27	-4682.56	-4266.18	-3715.28	-3034.72
25.1	0.00	-6341.28	-5884.13	-4828.29	-3602.95	-2700.29	-2330.89	-2085.92	-1568.38	-1289.91
30.9	0.00	-2679.75	-2461.33	-1983.28	-1381.88	-1020.35	-897.21	-788.41	-487.18	-405.49
36.6	0.00	-1128.98	-951.94	-720.65	-492.26	-314.22	-276.01	-239.76	-117.76	-98.57

\*\* COSTOS INCREMENTALES ( \$/MWH) \*\* RIOGRANDE2 PERIODO : 40 MAYO -2004

QWD/XMX %	8.87	19.00	29.12	39.25	49.37	59.50	69.62	79.75	89.87	100.00
-----	-----	-----	-----	-----	-----	-----	-----	-----	-----	-----
20.3	0.00	-13214.87	-11591.38	-11214.11	-10787.53	-7390.47	-6500.19	-5778.65	-4888.03	-4028.61
28.3	0.00	-8823.83	-7412.14	-6776.22	-6245.85	-4892.38	-4165.66	-3615.08	-3066.49	-2590.62
36.2	0.00	-5457.28	-4545.00	-3979.47	-3558.28	-2948.51	-2382.37	-2052.42	-1751.38	-1502.61
44.2	0.00	-3234.40	-2651.14	-2272.15	-1996.28	-1669.27	-1266.36	-1091.60	-936.95	-809.25
52.2	0.00	-1863.74	-1480.56	-1259.73	-1095.57	-906.86	-642.32	-555.35	-478.96	-414.43

\*\* COSTOS INCREMENTALES ( \$/MWH) \*\* RIOGRANDE2 PERIODO : 41 JUNIO-2004

QWD/XMX %	10.24	20.21	30.19	40.16	50.13	60.11	70.08	80.05	90.03	100.00
-----	-----	-----	-----	-----	-----	-----	-----	-----	-----	-----
26.5	0.00	-12908.02	-12639.07	-11703.50	-9954.56	-8062.85	-6467.00	-6182.57	-5739.68	-4939.79
35.7	0.00	-9466.90	-8945.12	-8065.10	-6498.82	-5591.47	-4709.08	-4358.20	-3910.70	-3267.16
44.8	0.00	-6683.69	-6051.70	-5343.51	-4228.71	-3774.43	-3200.19	-2860.51	-2504.79	-2063.99
54.0	0.00	-4643.91	-4037.47	-3482.65	-2748.28	-2498.14	-2081.86	-1798.46	-1549.40	-1271.99
63.1	0.00	-3208.17	-2691.55	-2254.97	-1776.47	-1627.64	-1319.36	-1102.95	-940.01	-772.74

\*\* COSTOS INCREMENTALES ( \$/MWH) \*\* RIOGRANDE2 PERIODO : 42 JULIO-2004

QWD/XMX %	12.09	21.86	31.63	41.40	51.16	60.93	70.70	80.47	90.23	100.00
24.7	0.00	-12663.64	-12632.58	-12405.62	-12142.02	-10906.29	-7872.87	-6206.68	-5922.97	-5453.32
32.3	0.00	-9421.55	-9344.31	-8912.43	-8477.99	-7323.26	-5468.18	-4538.20	-4215.38	-3740.03
39.9	0.00	-6740.87	-6621.49	-6084.82	-5588.58	-4735.88	-3696.62	-3103.83	-2805.65	-2422.24
47.5	0.00	-4734.33	-4591.75	-4059.40	-3588.71	-3021.37	-2450.13	-2030.17	-1790.06	-1517.12
55.1	0.00	-3288.82	-3141.33	-2676.12	-2273.75	-1914.79	-1598.53	-1289.89	-1112.28	-931.20

\*\* COSTOS INCREMENTALES ( \$/MWH) \*\* RIOGRANDE2 PERIODO : 43 AGOST-2004

QWD/XMX %	13.66	23.25	32.85	42.44	52.03	61.63	71.22	80.81	90.41	100.00
<del>20.2</del>	<del>0.00</del>	<del>-12644.23</del>	<del>-12486.70</del>	<del>-12241.58</del>	<del>-12011.26</del>	<del>-10528.29</del>	<del>-7348.24</del>	<del>-6152.08</del>	<del>-5701.03</del>	<del>-4900.39</del>
28.2	0.00	-9115.17	-8872.11	-8409.13	-8060.60	-6751.67	-4935.05	-4238.74	-3762.10	-3059.46
36.2	0.00	-6341.11	-6061.88	-5516.76	-5153.95	-4241.57	-3201.94	-2756.50	-2365.33	-1859.07
44.3	0.00	-4370.56	-4084.48	-3570.78	-3248.59	-2664.69	-2041.64	-1742.88	-1458.78	-1124.90
52.3	0.00	-3024.19	-2744.02	-2311.92	-2046.54	-1682.66	-1290.48	-1088.24	-894.15	-682.50

\*\* COSTOS INCREMENTALES ( \$/MWH) \*\* RIOGRANDE2 PERIODO : 44 SEPTI-2004

QWD/XMX %	15.01	24.46	33.90	43.34	52.78	62.23	71.67	81.11	90.56	100.00
21.4	0.00	-12931.40	-12892.13	-12620.42	-11932.90	-8774.59	-5640.17	-4822.29	-3912.48	-3084.57
28.8	0.00	-9223.76	-9142.71	-8579.59	-7596.24	-5245.81	-3762.86	-3153.05	-2522.47	-2075.86
36.2	0.00	-6165.90	-6055.07	-5382.41	-4469.90	-3103.28	-2383.97	-1969.94	-1545.10	-1297.61
43.6	0.00	-3979.90	-3861.27	-3249.17	-2561.47	-1838.97	-1466.12	-1201.17	-915.27	-771.23
51.0	0.00	-2514.50	-2405.94	-1924.48	-1458.61	-1087.24	-884.05	-720.44	-529.56	-443.24

\*\* COSTOS INCREMENTALES ( \$/MWH) \*\* RIOGRANDE2 PERIODO : 45 OCTUB-2004

QWD/XMX %	16.45	25.74	35.02	44.30	53.58	62.87	72.15	81.43	90.72	100.00
23.7	0.00	-12838.50	-11239.32	-10017.13	-6977.83	-5934.93	-5301.29	-4699.31	-4235.53	-3780.00
31.4	0.00	-8675.34	-7165.08	-6016.35	-4662.93	-4026.74	-3588.10	-3229.23	-2857.17	-2366.92
39.1	0.00	-5279.47	-4265.47	-3517.79	-2886.69	-2465.47	-2183.49	-1975.67	-1709.93	-1291.52
46.8	0.00	-3035.37	-2439.67	-2019.95	-1684.97	-1396.00	-1226.25	-1109.54	-941.69	-643.73
54.5	0.00	-1687.10	-1357.75	-1135.49	-941.45	-748.24	-651.65	-588.36	-491.71	-304.21

\*\* COSTOS INCREMENTALES ( \$/MWH) \*\* RIOGRANDE2 PERIODO : 46 NOVIE-2004

QWD/XMX %	18.00	27.11	36.22	45.33	54.44	63.55	72.67	81.78	90.89	100.00
31.7	0.00	-12987.76	-11747.68	-10434.79	-8810.61	-8395.34	-7877.98	-6943.63	-6274.65	-5268.85
40.3	0.00	-9403.80	-8241.86	-7606.29	-6830.88	-6418.15	-5933.25	-4991.78	-4410.25	-3615.39
48.8	0.00	-6380.25	-5467.67	-5093.93	-4688.00	-4344.19	-3953.35	-3041.87	-2680.44	-2036.70
57.4	0.00	-4104.71	-3316.39	-3067.11	-2838.32	-2605.14	-2347.76	-1603.42	-1413.61	-972.91

66.0 0.00 -2479.11 -1817.09 -1662.01 -1538.92 -1405.33 -1260.45 -753.07 -661.70 -412.00

\*\* COSTOS INCREMENTALES ( \$/MWH) \*\* RIOGRANDE2 PERIODO : 47 DICIE-2004

QWD/XMX %	22.27	30.91	39.54	48.18	56.82	65.45	74.09	82.73	91.36	100.00
33.4	0.00	-16247.25	-16026.97	-15279.85	-14302.05	-12543.85	-9830.48	-8625.82	-8544.75	-8387.77
40.2	0.00	-13558.81	-13196.38	-12101.33	-11486.04	-9708.18	-7975.38	-7450.67	-7252.27	-6902.11
47.0	0.00	-10644.95	-10235.23	-9036.67	-8542.04	-7239.87	-6302.11	-6070.36	-5721.79	-5184.44
53.8	0.00	-8067.65	-7647.63	-6479.59	-6051.44	-5242.16	-4756.40	-4625.08	-4175.07	-3546.58
60.5	0.00	-6087.68	-5634.46	-4470.06	-4126.25	-3650.51	-3383.19	-3290.04	-2828.74	-2226.35

\*\* COSTOS INCREMENTALES ( \$/MWH) \*\* RIOGRANDE2 PERIODO : 48 ENERO-2005

QWD/XMX %	22.27	30.91	39.54	48.18	56.82	65.45	74.09	82.73	91.36	100.00
22.3	0.00	-15464.89	-15371.39	-15362.88	-15344.60	-15270.66	-14436.16	-11855.22	-10192.58	-9843.30
28.4	0.00	-12936.03	-12767.28	-12747.18	-12692.99	-12505.88	-11446.39	-9374.84	-8447.24	-8108.54
34.5	0.00	-10423.79	-10205.62	-10171.40	-10068.78	-9752.71	-8721.80	-7240.61	-6721.05	-6377.91
40.7	0.00	-8208.22	-7971.80	-7923.96	-7773.85	-7347.81	-6474.93	-5481.51	-5173.40	-4843.79
46.8	0.00	-6392.92	-6160.00	-6100.58	-5911.97	-5409.73	-4722.53	-4076.16	-3880.14	-3585.05

\*\* COSTOS INCREMENTALES ( \$/MWH) \*\* RIOGRANDE2 PERIODO : 49 FEBRE-2005

QWD/XMX %	19.57	28.51	37.45	46.38	55.32	64.26	73.19	82.13	91.06	100.00
14.1	0.00	-20004.06	-19045.15	-18912.40	-18327.35	-17573.63	-14675.05	-10438.00	-9755.80	-9206.97
19.7	0.00	-16210.93	-15518.69	-15485.56	-15000.47	-12914.53	-9253.47	-7713.73	-7099.04	-6521.02
25.3	0.00	-11496.19	-10754.83	-10717.30	-10055.29	-7556.86	-5516.87	-4904.41	-4488.64	-3915.17
30.9	0.00	-7082.32	-6191.88	-6129.53	-5579.16	-3948.30	-3046.59	-2716.62	-2485.67	-2062.18
36.5	0.00	-3959.93	-3161.23	-3091.36	-2747.15	-1960.15	-1530.00	-1337.81	-1223.44	-983.13

\*\* COSTOS INCREMENTALES ( \$/MWH) \*\* RIOGRANDE2 PERIODO : 50 MARZO-2005

QWD/XMX %	13.57	23.18	32.78	42.38	51.99	61.59	71.19	80.79	90.40	100.00
12.2	0.00	-18558.86	-17479.09	-16551.15	-15477.89	-14913.89	-13846.29	-9763.87	-9008.73	-8610.44
18.1	0.00	-14286.26	-13556.02	-11997.78	-11442.68	-9064.64	-7741.20	-6494.87	-6046.11	-5231.17
24.0	0.00	-8108.30	-7810.46	-6773.95	-6297.66	-4473.46	-3851.63	-3504.58	-2992.94	-2343.78
29.9	0.00	-3604.35	-3413.39	-3100.71	-2799.16	-1858.97	-1592.61	-1423.08	-1061.86	-790.53
35.8	0.00	-1379.29	-1246.55	-1133.26	-997.50	-632.71	-523.67	-449.52	-280.71	-204.55

\*\* COSTOS INCREMENTALES ( \$/MWH) \*\* RIOGRANDE2 PERIODO : 51 ABRIL-2005

QWD/XMX %	8.87	19.00	29.12	39.25	49.37	59.50	69.62	79.75	89.87	100.00
13.5	0.00	-16773.73	-15568.09	-15202.20	-14616.35	-11134.64	-6859.32	-6595.21	-5959.91	-4683.48

19.3	0.00	-11705.96	-11276.49	-10928.36	-8937.82	-5584.28	-4526.22	-3988.57	-3258.63	-2552.30
25.1	0.00	-6616.32	-5840.38	-5324.86	-3899.25	-2736.37	-2363.48	-1957.59	-1555.58	-1267.39
30.9	0.00	-3245.63	-2518.28	-2131.27	-1526.32	-1122.56	-958.66	-782.55	-624.84	-514.77
36.6	0.00	-1430.83	-1033.72	-769.81	-544.65	-368.94	-311.13	-254.76	-204.54	-167.93

\*\* COSTOS INCREMENTALES ( \$/MWH) \*\* RIOGRANDE2 PERIODO : 52 MAYO -2005

QWD/XMX %	8.87	19.00	29.12	39.25	49.37	59.50	69.62	79.75	89.87	100.00
-----	-----	-----	-----	-----	-----	-----	-----	-----	-----	-----
20.3	0.00	-12526.20	-12369.73	-12008.71	-9976.51	-6476.75	-5587.79	-5106.73	-4347.54	-3348.83
28.3	0.00	-8734.64	-8305.43	-7612.95	-5920.91	-4421.15	-3843.62	-3303.43	-2697.16	-2195.16
36.2	0.00	-5656.40	-5107.52	-4378.57	-3446.32	-2800.28	-2405.75	-1964.48	-1547.54	-1298.94
44.2	0.00	-3521.91	-3029.05	-2431.96	-1976.17	-1670.10	-1413.67	-1107.87	-836.58	-711.86
52.2	0.00	-2129.62	-1760.20	-1325.39	-1107.42	-951.32	-795.65	-602.20	-432.35	-369.81

\*\* COSTOS INCREMENTALES ( \$/MWH) \*\* RIOGRANDE2 PERIODO : 53 JUNIO-2005

QWD/XMX %	10.24	20.21	30.19	40.16	50.13	60.11	70.08	80.05	90.03	100.00
-----	-----	-----	-----	-----	-----	-----	-----	-----	-----	-----
26.5	0.00	-12606.11	-11589.50	-11254.15	-10214.18	-7404.28	-5950.85	-5531.67	-4944.82	-4289.41
35.7	0.00	-9719.48	-8584.10	-7988.69	-6969.56	-5295.66	-4507.96	-4068.85	-3510.66	-2943.40
44.8	0.00	-7093.25	-6154.52	-5456.36	-4632.41	-3690.86	-3217.15	-2847.79	-2364.43	-1920.52
54.0	0.00	-5086.31	-4365.43	-3690.98	-3055.87	-2514.38	-2206.15	-1929.10	-1542.37	-1214.39
63.1	0.00	-3663.93	-3095.65	-2497.88	-2010.31	-1679.86	-1474.21	-1278.97	-986.75	-752.79

\*\* COSTOS INCREMENTALES ( \$/MWH) \*\* RIOGRANDE2 PERIODO : 54 JULIO-2005

QWD/XMX %	12.09	21.86	31.63	41.40	51.16	60.93	70.70	80.47	90.23	100.00
-----	-----	-----	-----	-----	-----	-----	-----	-----	-----	-----
24.7	0.00	-12648.60	-12584.92	-12222.74	-11107.31	-10213.06	-7744.07	-6406.60	-6042.81	-5350.42
32.3	0.00	-9933.17	-9848.24	-9400.73	-8017.98	-7162.55	-5630.15	-4931.81	-4471.14	-3757.76
39.9	0.00	-7387.98	-7253.24	-6811.24	-5519.46	-4844.03	-3969.28	-3570.14	-3113.40	-2494.14
47.5	0.00	-5381.85	-5190.68	-4777.84	-3717.84	-3218.26	-2726.22	-2473.26	-2083.58	-1597.04
55.1	0.00	-3927.44	-3685.58	-3294.75	-2473.70	-2112.45	-1832.50	-1662.34	-1359.11	-999.19

\*\* COSTOS INCREMENTALES ( \$/MWH) \*\* RIOGRANDE2 PERIODO : 55 AGOST-2005

QWD/XMX %	13.66	23.25	32.85	42.44	52.03	61.63	71.22	80.81	90.41	100.00
-----	-----	-----	-----	-----	-----	-----	-----	-----	-----	-----
20.2	0.00	-13975.24	-13594.58	-13511.38	-12714.32	-10470.91	-7980.35	-6812.79	-6086.61	-5031.23
28.2	0.00	-10895.77	-10309.22	-10121.03	-9540.13	-7481.35	-5941.02	-5101.25	-4334.23	-3508.02
36.2	0.00	-8225.40	-7600.17	-7305.42	-6783.21	-5240.19	-4280.41	-3643.53	-3005.62	-2424.27
44.3	0.00	-6157.32	-5573.80	-5198.85	-4710.21	-3634.33	-3013.76	-2534.97	-2060.18	-1669.92
52.3	0.00	-4632.97	-4107.56	-3678.37	-3236.77	-2502.84	-2088.55	-1737.81	-1403.04	-1145.94

\*\* COSTOS INCREMENTALES ( \$/MWH) \*\* RIOGRANDE2 PERIODO : 56 SEPTI-2005



QWD/XMX %	15.01	24.46	33.90	43.34	52.78	62.23	71.67	81.11	90.56	100.00
21.4	0.00	-15187.54	-14719.19	-14422.75	-12344.10	-9086.84	-6635.97	-5881.73	-5256.57	-4749.74
28.8	0.00	-12996.40	-11900.17	-11294.22	-8917.77	-6478.98	-5232.48	-4653.70	-4151.37	-3716.32
36.2	0.00	-10556.32	-9085.18	-8330.20	-6305.19	-4752.74	-4042.33	-3583.92	-3166.24	-2779.49
43.6	0.00	-8251.21	-6736.34	-5986.61	-4497.35	-3518.77	-3052.59	-2688.93	-2343.55	-2011.95
51.0	0.00	-6324.75	-4957.47	-4285.27	-3239.95	-2575.73	-2245.97	-1964.23	-1688.27	-1419.32

\*\* COSTOS INCREMENTALES ( \$/MWH) \*\* RIOGRANDE2 PERIODO : 57 OCTUB-2005

QWD/XMX %	16.45	25.74	35.02	44.30	53.58	62.87	72.15	81.43	90.72	100.00
23.7	0.00	-14882.79	-12963.61	-11587.98	-10172.12	-9566.07	-9093.16	-8610.11	-7993.41	-7321.02
<del>31.4</del>	<del>0.00</del>	<del>-11675.49</del>	<del>-10214.95</del>	<del>-9218.04</del>	<del>-8430.56</del>	<del>-7770.09</del>	<del>-7152.63</del>	<del>-6500.51</del>	<del>-5741.83</del>	<del>-4908.80</del>
39.1	0.00	-9256.94	-8313.74	-7477.51	-6720.93	-5958.31	-5268.10	-4494.70	-3651.90	-2848.74
46.8	0.00	-7540.94	-6768.43	-5935.59	-5193.84	-4335.33	-3666.59	-2879.18	-2112.49	-1497.01
54.5	0.00	-6290.03	-5545.04	-4669.87	-3941.61	-3010.95	-2437.64	-1738.56	-1144.77	-740.71

\*\* COSTOS INCREMENTALES ( \$/MWH) \*\* RIOGRANDE2 PERIODO : 58 NOVI-2005

QWD/XMX %	18.00	27.11	36.22	45.33	54.44	63.55	72.67	81.78	90.89	100.00
31.7	0.00	-19583.73	-18974.22	-18687.39	-18110.41	-16784.65	-16063.13	-14787.28	-13589.21	-12607.20
40.3	0.00	-18008.83	-16990.16	-16478.68	-15693.90	-14542.50	-13592.04	-12387.53	-11070.60	-9602.64
48.8	0.00	-15965.24	-14926.64	-14261.41	-13447.74	-12537.53	-11113.09	-9661.01	-7980.70	-6382.20
57.4	0.00	-14148.54	-13217.92	-12410.96	-11585.84	-10839.96	-8513.24	-6886.71	-5047.68	-3764.07
66.0	0.00	-12799.63	-11936.05	-10976.83	-10102.30	-9442.21	-5985.56	-4470.66	-2835.91	-2007.10

\*\* COSTOS INCREMENTALES ( \$/MWH) \*\* RIOGRANDE2 PERIODO : 59 DICI-2005

QWD/XMX %	22.27	30.91	39.54	48.18	56.82	65.45	74.09	82.73	91.36	100.00
33.4	0.00	-81146.10	-66113.05	-52031.82	-41289.69	-31624.44	-28356.75	-24952.31	-24637.95	-22730.23
40.2	0.00	-58096.98	-45692.81	-36206.70	-30269.90	-26166.09	-24121.88	-22535.55	-21861.15	-19833.69
47.0	0.00	-42369.98	-32951.42	-27369.34	-24539.22	-22880.60	-21612.15	-20594.21	-19556.37	-17249.45
53.8	0.00	-32646.61	-26200.80	-23199.15	-21976.94	-21012.61	-20100.01	-18975.69	-17648.76	-14949.69
60.5	0.00	-26895.65	-22893.88	-21364.31	-20858.62	-19876.91	-19081.26	-17626.07	-16107.65	-12968.17

\*\* COSTOS INCREMENTALES ( \$/MWH) \*\* AGREGADOBOGOTA PERIODO : 1 FEBRE-2001

QWD/XMX %	53.24
2.3	0.00

\*\* COSTOS INCREMENTALES ( \$/MWH) \*\* AGREGADOBOGOTA PERIODO : 2 MARZO-2001

QWD/XMX %	15.16	24.59	34.01	43.44	52.87	62.29	71.72	81.15	90.57	100.00
-----------	-------	-------	-------	-------	-------	-------	-------	-------	-------	--------

3.2	0.00	-17468.65	-11586.90	-7330.92	-4826.47	-3104.25	-1869.58	-1064.93	-566.21	-276.80
5.5	0.00	-15575.89	-10405.68	-6672.89	-4371.23	-2785.62	-1665.61	-938.39	-492.05	-235.51
7.8	0.00	-14430.08	-9671.06	-6247.32	-4075.79	-2579.17	-1532.93	-856.57	-444.52	-209.21
10.2	0.00	-13638.71	-9154.61	-5940.17	-3862.01	-2429.90	-1436.75	-797.54	-410.35	-190.39
12.5	0.00	-13056.76	-8770.01	-5707.25	-3699.45	-2316.30	-1363.40	-752.51	-384.39	-176.06

\*\* COSTOS INCREMENTALES ( \$/MWH) \*\* AGREGADOBOGOTA PERIODO : 3 ABRIL-2001

QWD/XMX %	10.33	20.29	30.26	40.22	50.18	60.15	70.11	80.07	90.04	100.00
4.5	0.00	-18695.46	-10554.10	-6879.85	-4453.15	-2700.71	-1539.47	-810.32	-388.68	-161.63
8.2	0.00	-14940.96	-9001.30	-5858.76	-3723.62	-2217.80	-1238.24	-636.67	-296.74	-117.65
<del>11.9</del>	<del>0.00</del>	<del>-12988.62</del>	<del>-8041.02</del>	<del>-5208.07</del>	<del>-3260.74</del>	<del>-1912.91</del>	<del>-1049.43</del>	<del>-528.48</del>	<del>-240.19</del>	<del>-90.87</del>
15.6	0.00	-11642.23	-7397.93	-4763.63	-2945.05	-1705.34	-921.32	-455.34	-202.25	-73.04
19.3	0.00	-10822.18	-6954.17	-4451.35	-2722.51	-1558.70	-830.76	-403.62	-175.52	-60.49

\*\* COSTOS INCREMENTALES ( \$/MWH) \*\* AGREGADOBOGOTA PERIODO : 4 MAYO -2001

QWD/XMX %	10.50	20.44	30.39	40.33	50.28	60.22	70.17	80.11	90.06	100.00
10.3	0.00	-14680.47	-9447.00	-6285.36	-3918.21	-2305.84	-1255.85	-628.84	-278.06	-101.68
18.4	0.00	-13117.37	-8574.59	-5646.32	-3460.38	-1994.47	-1062.66	-516.85	-218.74	-75.76
26.5	0.00	-12436.58	-8172.56	-5326.12	-3220.92	-1827.54	-956.90	-454.46	-185.22	-61.50
34.6	0.00	-11641.69	-7659.08	-4944.60	-2957.54	-1656.84	-854.85	-397.64	-156.67	-50.20
42.7	0.00	-11220.11	-7376.62	-4722.13	-2798.06	-1550.58	-789.78	-360.57	-137.63	-42.73

\*\* COSTOS INCREMENTALES ( \$/MWH) \*\* AGREGADOBOGOTA PERIODO : 5 JUNIO-2001

QWD/XMX %	11.60	21.42	31.24	41.06	50.89	60.71	70.53	80.35	90.18	100.00
16.7	0.00	-17524.25	-11721.40	-7637.38	-4819.49	-2801.43	-1523.67	-755.29	-326.66	-111.41
25.5	0.00	-14660.14	-9752.91	-6351.65	-3884.85	-2191.77	-1152.22	-545.13	-219.90	-58.77
34.3	0.00	-12851.98	-8487.66	-5452.03	-3249.20	-1786.99	-910.52	-411.76	-153.47	-29.69
43.1	0.00	-11816.85	-7745.05	-4894.12	-2860.87	-1542.45	-766.14	-333.51	-114.27	-15.14
51.9	0.00	-15157.03	-9871.53	-6149.02	-3545.23	-1884.09	-917.60	-387.79	-122.19	-10.68

\*\* COSTOS INCREMENTALES ( \$/MWH) \*\* AGREGADOBOGOTA PERIODO : 6 JULIO-2001

QWD/XMX %	18.84	27.86	36.88	45.90	54.91	63.93	72.95	81.97	90.98	100.00
26.9	0.00	-15562.10	-10173.28	-6965.70	-4409.74	-2630.36	-1490.34	-768.42	-358.11	-142.99
37.3	0.00	-15228.63	-10043.98	-6842.60	-4308.61	-2556.24	-1436.89	-735.30	-337.20	-130.89
47.7	0.00	-14789.29	-9809.45	-6652.99	-4171.31	-2463.74	-1376.13	-699.90	-316.47	-119.98
58.2	0.00	-14335.87	-9546.15	-6448.55	-4028.57	-2370.20	-1316.80	-666.22	-297.40	-110.47
68.6	0.00	-13996.28	-9345.15	-6289.81	-3917.19	-2296.76	-1270.12	-639.65	-282.17	-102.93

** COSTOS INCREMENTALES ( \$/MWH) **		AGREGADOBOGOTA			PERIODO :	7	AGOST-2001			
QWD/XMX %	23.36	31.88	40.39	48.91	57.42	65.94	74.45	82.97	91.48	100.00
25.5	0.00	-16624.38	-11747.84	-7998.05	-5029.72	-3165.40	-1814.14	-955.15	-482.46	-220.09
37.4	0.00	-15760.95	-11116.59	-7571.45	-4745.27	-2949.33	-1675.82	-877.00	-436.91	-192.78
49.4	0.00	-15480.70	-10890.90	-7403.95	-4623.40	-2845.21	-1605.74	-835.83	-411.24	-176.20
61.4	0.00	-15456.17	-10842.98	-7350.79	-4573.74	-2791.32	-1566.43	-811.36	-394.62	-164.60
73.3	0.00	-15618.75	-10926.22	-7383.23	-4578.08	-2774.03	-1549.15	-798.76	-384.31	-156.38

** COSTOS INCREMENTALES ( \$/MWH) **		AGREGADOBOGOTA			PERIODO :	8	SEPTI-2001			
QWD/XMX %	26.37	34.55	42.73	50.91	59.09	67.28	75.46	83.64	91.82	100.00
25.1	0.00	-20637.14	-13601.55	-8497.58	-5835.59	-3625.15	-1990.63	-1076.29	-565.86	-282.01
30.2	0.00	-16983.07	-11494.18	-7524.44	-5022.53	-3045.76	-1665.55	-895.40	-463.28	-217.22
35.2	0.00	-14181.71	-9719.98	-6481.20	-4175.87	-2465.61	-1341.10	-715.19	-359.43	-151.91
40.3	0.00	-12263.13	-8404.71	-5571.91	-3456.28	-1988.46	-1074.96	-567.47	-272.91	-98.43
45.4	0.00	-11015.65	-7496.35	-4877.74	-2919.77	-1642.78	-882.73	-460.70	-209.33	-60.38

** COSTOS INCREMENTALES ( \$/MWH) **		AGREGADOBOGOTA			PERIODO :	9	OCTUB-2001			
QWD/XMX %	27.69	35.72	43.76	51.79	59.83	67.86	75.90	83.93	91.97	100.00
16.6	0.00	-17936.17	-10173.32	-7244.98	-4688.00	-2608.15	-1431.63	-767.04	-404.21	-194.28
22.7	0.00	-16304.75	-10059.33	-7056.59	-4475.24	-2482.48	-1358.94	-727.55	-381.43	-172.56
28.7	0.00	-15298.89	-9964.99	-6865.88	-4280.10	-2368.55	-1293.12	-691.85	-360.39	-152.37
34.8	0.00	-14673.37	-9899.37	-6695.30	-4113.45	-2271.62	-1237.10	-661.54	-342.05	-134.54
40.9	0.00	-14294.53	-9869.26	-6556.47	-3978.67	-2193.11	-1191.65	-636.94	-326.75	-119.13

** COSTOS INCREMENTALES ( \$/MWH) **		AGREGADOBOGOTA			PERIODO :	10	NOVIE-2001			
QWD/XMX %	28.32	36.28	44.25	52.21	60.18	68.14	76.11	84.07	92.04	100.00
15.3	0.00	-10927.91	-7770.42	-5266.54	-2933.82	-1624.30	-875.02	-465.39	-243.99	-113.40
22.4	0.00	-14122.23	-10355.31	-7272.41	-4048.89	-2261.32	-1223.14	-652.64	-347.25	-172.84
29.6	0.00	-16619.75	-12380.06	-8868.25	-4925.92	-2767.57	-1501.28	-802.32	-429.57	-220.58
36.8	0.00	-18494.70	-13902.38	-10082.71	-5585.38	-3152.03	-1713.56	-916.68	-492.44	-257.23
43.9	0.00	-20058.18	-15163.75	-11089.71	-6126.98	-3469.72	-1889.55	-1011.53	-544.48	-287.46

** COSTOS INCREMENTALES ( \$/MWH) **		AGREGADOBOGOTA			PERIODO :	11	DICIE-2001			
QWD/XMX %	27.92	35.93	43.94	51.95	59.96	67.97	75.97	83.98	91.99	100.00
9.5	0.00	-23428.13	-17619.26	-9103.12	-5153.18	-2812.89	-1501.33	-811.00	-440.18	-234.00
17.5	0.00	-17983.31	-12823.16	-7310.72	-4096.70	-2204.06	-1167.03	-627.21	-335.59	-173.64
25.5	0.00	-13534.40	-9109.53	-5379.83	-2984.56	-1599.59	-847.14	-452.36	-237.86	-117.21

33.6	0.00	-10904.52	-6969.24	-4084.47	-2245.77	-1203.82	-639.24	-339.11	-175.27	-80.44
41.6	0.00	-9331.50	-5715.88	-3268.26	-1784.80	-958.67	-510.38	-269.04	-136.85	-57.48

**\*\* COSTOS INCREMENTALES ( \$/MWH) \*\*      AGREGADOBOGOTA      PERIODO :      12      ENERO-2002**

<b>QWD/XMX %</b>	<b>23.78</b>	<b>32.25</b>	<b>40.72</b>	<b>49.19</b>	<b>57.66</b>	<b>66.13</b>	<b>74.59</b>	<b>83.06</b>	<b>91.53</b>	<b>100.00</b>
4.2	0.00	-22930.71	-10719.97	-5907.78	-3118.56	-1584.14	-826.27	-431.70	-218.21	-105.24
8.9	0.00	-17429.02	-9309.97	-5131.56	-2671.60	-1359.40	-710.23	-367.85	-183.73	-86.87
13.5	0.00	-15017.08	-8423.36	-4606.67	-2375.08	-1213.84	-633.19	-324.97	-160.37	-74.01
18.2	0.00	-13900.04	-7904.29	-4280.75	-2192.14	-1125.66	-585.88	-298.22	-145.62	-65.55
22.8	0.00	-13448.24	-7641.86	-4099.83	-2089.65	-1077.70	-559.67	-282.95	-136.96	-60.20

**\*\* COSTOS INCREMENTALES ( \$/MWH) \*\*      AGREGADOBOGOTA      PERIODO :      13      FEBRE-2002**

<b>QWD/XMX %</b>	<b>19.93</b>	<b>28.83</b>	<b>37.72</b>	<b>46.62</b>	<b>55.52</b>	<b>64.41</b>	<b>73.31</b>	<b>82.21</b>	<b>91.10</b>	<b>100.00</b>
2.2	0.00	-11719.57	-6291.25	-3166.49	-1521.30	-776.79	-387.28	-184.75	-83.42	-35.11
4.8	0.00	-13432.94	-7098.77	-3599.08	-1711.04	-875.31	-438.47	-210.29	-95.45	-40.62
7.3	0.00	-14550.93	-7603.67	-3868.90	-1829.47	-936.68	-470.28	-226.09	-102.84	-44.01
9.9	0.00	-15441.76	-7999.77	-4079.73	-1922.41	-984.75	-495.14	-238.38	-108.56	-46.65
12.4	0.00	-16223.37	-8346.38	-4263.35	-2003.82	-1026.80	-516.80	-249.03	-113.54	-48.91

**\*\* COSTOS INCREMENTALES ( \$/MWH) \*\*      AGREGADOBOGOTA      PERIODO :      14      MARZO-2002**

<b>QWD/XMX %</b>	<b>15.16</b>	<b>24.59</b>	<b>34.01</b>	<b>43.44</b>	<b>52.87</b>	<b>62.29</b>	<b>71.72</b>	<b>81.15</b>	<b>90.57</b>	<b>100.00</b>
3.2	0.00	-14394.05	-7342.23	-3190.23	-1587.48	-782.04	-370.49	-165.71	-69.14	-26.94
5.5	0.00	-12421.38	-6397.17	-2822.98	-1403.39	-688.63	-324.59	-144.45	-59.94	-22.99
7.8	0.00	-11206.86	-5795.88	-2585.55	-1284.13	-628.14	-294.86	-130.67	-53.98	-20.47
10.2	0.00	-10358.00	-5366.60	-2414.16	-1197.94	-584.41	-273.39	-120.70	-49.65	-18.65
12.5	0.00	-9736.52	-5047.09	-2286.02	-1133.40	-551.63	-257.28	-113.21	-46.40	-17.29

**\*\* COSTOS INCREMENTALES ( \$/MWH) \*\*      AGREGADOBOGOTA      PERIODO :      15      ABRIL-2002**

<b>QWD/XMX %</b>	<b>10.33</b>	<b>20.29</b>	<b>30.26</b>	<b>40.22</b>	<b>50.18</b>	<b>60.15</b>	<b>70.11</b>	<b>80.07</b>	<b>90.04</b>	<b>100.00</b>
4.5	0.00	-15730.42	-6045.30	-2911.53	-1405.98	-654.68	-288.25	-118.87	-45.31	-15.25
8.2	0.00	-11783.52	-4856.48	-2340.08	-1120.45	-515.74	-224.23	-91.12	-34.05	-11.07
11.9	0.00	-9565.46	-4121.28	-1983.50	-942.65	-429.68	-184.80	-74.10	-27.20	-8.55
15.6	0.00	-8165.53	-3626.54	-1742.14	-822.43	-371.65	-158.29	-62.70	-22.63	-6.87
19.3	0.00	-7230.48	-3281.02	-1572.75	-737.96	-330.91	-139.69	-54.71	-19.44	-5.71

**\*\* COSTOS INCREMENTALES ( \$/MWH) \*\*      AGREGADOBOGOTA      PERIODO :      16      MAYO -2002**

<b>QWD/XMX %</b>	<b>10.50</b>	<b>20.44</b>	<b>30.39</b>	<b>40.33</b>	<b>50.28</b>	<b>60.22</b>	<b>70.17</b>	<b>80.11</b>	<b>90.06</b>	<b>100.00</b>
------------------	--------------	--------------	--------------	--------------	--------------	--------------	--------------	--------------	--------------	---------------

10.3	0.00	-10676.96	-5104.50	-2500.25	-1189.10	-535.59	-226.47	-89.31	-31.70	-9.42
18.4	0.00	-9087.42	-4443.96	-2161.39	-1014.50	-450.67	-187.86	-72.56	-24.89	-7.04
26.5	0.00	-8102.23	-4003.58	-1934.96	-899.05	-395.23	-162.83	-61.82	-20.59	-5.60
34.6	0.00	-7217.55	-3584.67	-1722.73	-793.77	-345.94	-141.09	-52.77	-17.11	-4.50
42.7	0.00	-7056.56	-3513.25	-1679.74	-768.41	-332.41	-134.35	-49.55	-15.67	-4.00

\*\* COSTOS INCREMENTALES ( \$/MWH) \*\* AGREGADOBOGOTA PERIODO : 17 JUNIO-2002

QWD/XMX %	11.60	21.42	31.24	41.06	50.89	60.71	70.53	80.35	90.18	100.00
-----	-----	-----	-----	-----	-----	-----	-----	-----	-----	-----
16.7	0.00	-13739.36	-6837.59	-3403.80	-1622.99	-719.75	-304.50	-118.01	-41.64	-11.26
25.5	0.00	-10370.74	-5243.93	-2587.13	-1194.18	-519.87	-215.00	-80.45	-26.85	-5.83
34.3	0.00	-8339.71	-4229.47	-2059.60	-930.19	-397.82	-160.93	-58.32	-18.10	-2.92
<del>43.1</del>	<del>0.00</del>	<del>-7369.97</del>	<del>-3718.95</del>	<del>-1786.41</del>	<del>-795.83</del>	<del>-335.30</del>	<del>-133.05</del>	<del>-46.91</del>	<del>-13.46</del>	<del>-1.52</del>
51.9	0.00	-8161.93	-4088.08	-1940.26	-857.11	-357.19	-139.59	-48.14	-12.77	-0.98

\*\* COSTOS INCREMENTALES ( \$/MWH) \*\* AGREGADOBOGOTA PERIODO : 18 JULIO-2002

QWD/XMX %	18.84	27.86	36.88	45.90	54.91	63.93	72.95	81.97	90.98	100.00
-----	-----	-----	-----	-----	-----	-----	-----	-----	-----	-----
26.9	0.00	-11750.94	-6101.89	-3275.35	-1589.38	-743.33	-337.35	-140.36	-54.00	-17.71
37.3	0.00	-11377.61	-5963.79	-3175.27	-1536.57	-716.42	-322.99	-133.76	-50.82	-16.22
47.7	0.00	-10708.88	-5646.53	-2987.16	-1442.48	-670.74	-300.84	-124.10	-46.64	-14.54
58.2	0.00	-10230.34	-5416.23	-2850.09	-1373.88	-637.34	-284.60	-117.01	-43.55	-13.30
68.6	0.00	-9971.46	-5293.50	-2772.87	-1334.70	-617.84	-274.86	-112.67	-41.56	-12.47

\*\* COSTOS INCREMENTALES ( \$/MWH) \*\* AGREGADOBOGOTA PERIODO : 19 AGOST-2002

QWD/XMX %	23.36	31.88	40.39	48.91	57.42	65.94	74.45	82.97	91.48	100.00
-----	-----	-----	-----	-----	-----	-----	-----	-----	-----	-----
25.5	0.00	-12892.79	-7748.19	-4047.33	-1960.97	-1002.89	-459.88	-197.27	-83.11	-31.87
37.4	0.00	-12078.46	-7245.42	-3781.11	-1835.86	-928.82	-423.54	-181.17	-75.60	-28.14
49.4	0.00	-11541.49	-6899.68	-3594.97	-1746.98	-876.31	-397.87	-169.77	-70.22	-25.45
61.4	0.00	-11161.97	-6645.60	-3456.43	-1680.04	-836.69	-378.54	-161.14	-66.11	-23.38
73.3	0.00	-10935.15	-6482.63	-3365.39	-1635.53	-809.48	-365.14	-155.06	-63.14	-21.82

\*\* COSTOS INCREMENTALES ( \$/MWH) \*\* AGREGADOBOGOTA PERIODO : 20 SEPTI-2002

QWD/XMX %	26.37	34.55	42.73	50.91	59.09	67.28	75.46	83.64	91.82	100.00
-----	-----	-----	-----	-----	-----	-----	-----	-----	-----	-----
25.1	0.00	-17750.58	-9531.67	-4431.26	-2507.23	-1247.29	-552.75	-248.25	-108.94	-46.18
30.2	0.00	-14033.58	-7856.51	-3810.11	-2098.06	-1025.48	-454.86	-203.52	-88.57	-35.88
35.2	0.00	-11003.27	-6282.53	-3142.90	-1674.02	-802.40	-356.10	-158.60	-67.89	-25.34
40.3	0.00	-8818.30	-5029.22	-2559.37	-1313.85	-617.69	-274.13	-121.42	-50.57	-16.59
45.4	0.00	-7347.17	-4135.20	-2114.05	-1045.94	-483.38	-214.40	-94.40	-37.81	-10.25

\*\* COSTOS INCREMENTALES ( \$/MWH) \*\* AGREGADOBOGOTA PERIODO : 21 OCTUB-2002

QWD/XMX %	27.69	35.72	43.76	51.79	59.83	67.86	75.90	83.93	91.97	100.00
16.6	0.00	-15232.96	-6456.98	-3846.59	-2005.45	-895.19	-409.50	-182.59	-81.14	-34.22
22.7	0.00	-13397.09	-6325.18	-3683.75	-1891.12	-845.24	-385.38	-171.89	-76.29	-30.64
28.7	0.00	-12191.50	-6182.93	-3521.22	-1783.95	-798.14	-362.81	-161.94	-71.71	-27.24
34.8	0.00	-11398.43	-6064.11	-3380.20	-1693.26	-758.15	-343.68	-153.53	-67.81	-24.24
40.9	0.00	-10881.73	-5980.49	-3266.88	-1620.67	-726.05	-328.28	-146.83	-64.60	-21.66

\*\* COSTOS INCREMENTALES ( \$/MWH) \*\* AGREGADOBOGOTA PERIODO : 22 NOVIEMBRE-2002

QWD/XMX %	28.32	36.28	44.25	52.21	60.18	68.14	76.11	84.07	92.04	100.00
15.3	0.00	-7965.80	-4979.52	-2726.90	-1223.50	-567.27	-254.84	-113.56	-51.57	-21.51
22.4	0.00	-11087.78	-7072.32	-4000.69	-1769.47	-824.63	-370.44	-164.42	-75.31	-33.22
29.6	0.00	-13502.62	-8664.94	-4986.57	-2187.09	-1022.56	-459.54	-203.46	-93.49	-42.30
36.8	0.00	-15407.52	-9899.08	-5762.42	-2510.45	-1176.40	-528.90	-233.77	-107.58	-49.35
43.9	0.00	-17018.71	-10927.42	-6413.08	-2778.80	-1304.29	-586.67	-258.98	-119.26	-55.20

\*\* COSTOS INCREMENTALES ( \$/MWH) \*\* AGREGADOBOGOTA PERIODO : 23 DICIEMBRE-2002

QWD/XMX %	27.92	35.93	43.94	51.95	59.96	67.97	75.97	83.98	91.99	100.00
9.5	0.00	-19986.28	-12271.60	-5088.96	-2404.40	-1082.21	-473.31	-217.38	-103.03	-47.93
17.5	0.00	-14417.19	-8745.17	-3932.63	-1846.92	-829.98	-361.17	-165.13	-77.14	-34.73
25.5	0.00	-10047.48	-5855.94	-2730.28	-1270.43	-570.02	-250.64	-114.89	-52.99	-22.79
33.6	0.00	-7559.56	-4185.67	-1962.89	-904.71	-406.61	-181.28	-83.26	-37.94	-15.32
41.6	0.00	-6116.93	-3224.60	-1497.73	-684.65	-309.19	-139.69	-64.17	-28.93	-10.78

\*\* COSTOS INCREMENTALES ( \$/MWH) \*\* AGREGADOBOGOTA PERIODO : 24 ENERO-2003

QWD/XMX %	23.78	32.25	40.72	49.19	57.66	66.13	74.59	83.06	91.53	100.00
4.2	0.00	-19325.45	-7257.32	-3348.78	-1477.50	-608.52	-269.46	-121.56	-53.74	-22.81
8.9	0.00	-14205.76	-6368.22	-2908.58	-1263.85	-518.33	-229.24	-102.73	-44.97	-18.77
13.5	0.00	-11969.84	-5748.32	-2601.97	-1119.00	-462.47	-204.35	-90.92	-39.36	-16.10
18.2	0.00	-10900.40	-5357.35	-2405.78	-1026.12	-428.43	-189.29	-83.67	-35.89	-14.38
22.8	0.00	-10449.13	-5151.14	-2297.31	-973.33	-410.45	-181.39	-79.76	-33.94	-13.32

\*\* COSTOS INCREMENTALES ( \$/MWH) \*\* AGREGADOBOGOTA PERIODO : 25 FEBRERO-2003

QWD/XMX %	19.93	28.83	37.72	46.62	55.52	64.41	73.31	82.21	91.10	100.00
2.2	0.00	-9402.55	-4268.50	-1814.07	-705.23	-300.44	-128.66	-53.46	-21.11	-7.95
4.8	0.00	-11041.16	-4919.66	-2111.89	-811.21	-344.97	-148.03	-61.70	-24.48	-9.30
7.3	0.00	-12098.40	-5323.38	-2296.00	-876.75	-372.48	-159.97	-66.77	-26.55	-10.14
9.9	0.00	-12930.99	-5636.58	-2438.22	-927.58	-393.80	-169.23	-70.67	-28.13	-10.79

12.4	0.00	-13653.40	-5907.38	-2560.58	-971.51	-412.25	-177.22	-74.04	-29.51	-11.34
<b>** COSTOS INCREMENTALES ( \$/MWH) **      AGREGADOBOGOTA      PERIODO :    26      MARZO-2003</b>										
QWD/XMX %	15.16	24.59	34.01	43.44	52.87	62.29	71.72	81.15	90.57	100.00
-----	-----	-----	-----	-----	-----	-----	-----	-----	-----	-----
3.2	0.00	-12232.27	-5293.16	-1845.69	-747.97	-310.85	-126.56	-49.25	-18.08	-6.35
5.5	0.00	-10362.33	-4522.69	-1601.08	-650.64	-270.06	-109.65	-42.53	-15.57	-5.39
7.8	0.00	-9210.18	-4034.02	-1443.76	-587.85	-243.74	-98.72	-38.19	-13.93	-4.78
10.2	0.00	-8404.35	-3685.75	-1330.56	-542.55	-224.73	-90.84	-35.05	-12.75	-4.34
12.5	0.00	-7811.47	-3425.73	-1245.67	-508.55	-210.46	-84.91	-32.70	-11.86	-4.01
<b>** COSTOS INCREMENTALES ( \$/MWH) **      AGREGADOBOGOTA      PERIODO :    27      ABRIL-2003</b>										
QWD/XMX %	10.33	20.29	30.26	40.22	50.18	60.15	70.11	80.07	90.04	100.00
-----	-----	-----	-----	-----	-----	-----	-----	-----	-----	-----
4.5	0.00	-13702.19	-4238.71	-1629.33	-654.21	-258.86	-98.33	-35.38	-11.95	-3.59
8.2	0.00	-9930.78	-3277.95	-1268.27	-507.47	-199.34	-75.05	-26.73	-8.89	-2.59
11.9	0.00	-7811.22	-2692.23	-1046.06	-417.17	-162.84	-60.84	-21.46	-7.03	-2.00
15.6	0.00	-6472.86	-2301.29	-896.86	-356.52	-138.37	-51.34	-17.95	-5.80	-1.60
19.3	0.00	-5575.12	-2028.47	-792.27	-313.97	-121.22	-44.69	-15.49	-4.94	-1.32
<b>** COSTOS INCREMENTALES ( \$/MWH) **      AGREGADOBOGOTA      PERIODO :    28      MAYO -2003</b>										
QWD/XMX %	10.50	20.44	30.39	40.33	50.28	60.22	70.17	80.11	90.06	100.00
-----	-----	-----	-----	-----	-----	-----	-----	-----	-----	-----
10.3	0.00	-8961.86	-3390.86	-1368.80	-549.11	-212.03	-77.68	-26.98	-8.46	-2.25
18.4	0.00	-7357.06	-2845.18	-1146.93	-456.08	-174.28	-63.22	-21.57	-6.59	-1.68
26.5	0.00	-6359.00	-2491.32	-1002.26	-395.83	-150.08	-53.98	-18.15	-5.42	-1.33
34.6	0.00	-5512.78	-2178.49	-874.46	-343.39	-129.36	-46.19	-15.33	-4.48	-1.07
42.7	0.00	-5260.55	-2091.67	-837.69	-327.34	-122.64	-43.48	-14.27	-4.09	-0.95
<b>** COSTOS INCREMENTALES ( \$/MWH) **      AGREGADOBOGOTA      PERIODO :    29      JUNIO-2003</b>										
QWD/XMX %	11.60	21.42	31.24	41.06	50.89	60.71	70.53	80.35	90.18	100.00
-----	-----	-----	-----	-----	-----	-----	-----	-----	-----	-----
16.7	0.00	-11575.56	-4678.60	-1937.06	-785.56	-297.25	-110.14	-37.34	-11.49	-2.79
25.5	0.00	-8181.58	-3386.24	-1402.87	-549.96	-206.18	-74.97	-24.52	-7.22	-1.45
34.3	0.00	-6181.63	-2587.98	-1065.68	-409.28	-151.87	-54.06	-17.15	-4.75	-0.74
43.1	0.00	-5188.99	-2176.30	-887.23	-337.06	-123.81	-43.20	-13.35	-3.45	-0.39
51.9	0.00	-5520.91	-2309.93	-931.72	-352.22	-128.37	-44.04	-13.33	-3.21	-0.26
<b>** COSTOS INCREMENTALES ( \$/MWH) **      AGREGADOBOGOTA      PERIODO :    30      JULIO-2003</b>										
QWD/XMX %	18.84	27.86	36.88	45.90	54.91	63.93	72.95	81.97	90.98	100.00
-----	-----	-----	-----	-----	-----	-----	-----	-----	-----	-----
26.9	0.00	-9796.09	-4204.33	-1951.09	-802.08	-327.31	-132.65	-48.38	-16.30	-4.76

37.3	0.00	-9348.83	-4060.14	-1868.46	-767.61	-312.76	-125.82	-45.67	-15.23	-4.34
47.7	0.00	-8696.17	-3806.72	-1740.41	-714.76	-290.78	-116.30	-42.06	-13.91	-3.88
58.2	0.00	-8224.05	-3620.99	-1646.59	-676.06	-274.64	-109.31	-39.41	-12.93	-3.55
68.6	0.00	-7945.79	-3513.11	-1590.24	-652.84	-264.84	-104.97	-37.74	-12.29	-3.32

\*\* COSTOS INCREMENTALES ( \$/MWH) \*\*      AGREGADOBOGOTA      PERIODO :      31      AGOST-2003

QWD/XMX %	23.36	31.88	40.39	48.91	57.42	65.94	74.45	82.97	91.48	100.00
-----	-----	-----	-----	-----	-----	-----	-----	-----	-----	-----
25.5	0.00	-10969.93	-5790.78	-2531.62	-1049.48	-486.15	-197.44	-73.86	-27.18	-9.19
37.4	0.00	-10102.07	-5334.76	-2333.20	-972.75	-445.41	-179.75	-67.10	-24.52	-8.09
49.4	0.00	-9513.92	-5015.58	-2193.69	-917.94	-416.45	-167.25	-62.31	-22.62	-7.30
61.4	0.00	-9085.37	-4776.54	-2088.88	-876.31	-394.46	-157.78	-58.67	-21.18	-6.70
73.3	0.00	-8801.11	-4612.21	-2016.57	-847.51	-378.91	-151.04	-56.06	-20.14	-6.24

\*\* COSTOS INCREMENTALES ( \$/MWH) \*\*      AGREGADOBOGOTA      PERIODO :      32      SEPTI-2003

QWD/XMX %	26.37	34.55	42.73	50.91	59.09	67.28	75.46	83.64	91.82	100.00
-----	-----	-----	-----	-----	-----	-----	-----	-----	-----	-----
25.1	0.00	-15995.19	-7244.41	-2814.95	-1454.76	-646.08	-250.93	-98.46	-37.42	-13.83
30.2	0.00	-12269.09	-5849.03	-2384.30	-1197.21	-521.67	-202.65	-79.15	-29.92	-10.70
35.2	0.00	-9241.91	-4543.33	-1931.88	-936.15	-399.08	-154.98	-60.20	-22.53	-7.58
40.3	0.00	-7074.99	-3510.99	-1541.14	-717.25	-298.85	-115.91	-44.76	-16.45	-5.01
45.4	0.00	-5627.96	-2781.06	-1244.35	-555.25	-226.35	-87.62	-33.64	-12.04	-3.15

\*\* COSTOS INCREMENTALES ( \$/MWH) \*\*      AGREGADOBOGOTA      PERIODO :      33      OCTUB-2003

QWD/XMX %	27.69	35.72	43.76	51.79	59.83	67.86	75.90	83.93	91.97	100.00
-----	-----	-----	-----	-----	-----	-----	-----	-----	-----	-----
16.6	0.00	-13358.79	-4715.72	-2577.07	-1202.26	-471.47	-189.11	-73.11	-27.98	-10.50
22.7	0.00	-11510.14	-4558.44	-2428.58	-1113.89	-437.33	-174.64	-67.48	-25.87	-9.28
28.7	0.00	-10266.13	-4401.52	-2288.05	-1034.18	-406.39	-161.58	-62.43	-23.97	-8.19
34.8	0.00	-9420.69	-4269.27	-2168.04	-967.63	-380.46	-150.65	-58.25	-22.35	-7.23
40.9	0.00	-8842.56	-4168.63	-2070.90	-914.19	-359.56	-141.83	-54.89	-21.05	-6.42

\*\* COSTOS INCREMENTALES ( \$/MWH) \*\*      AGREGADOBOGOTA      PERIODO :      34      NOVIE-2003

QWD/XMX %	28.32	36.28	44.25	52.21	60.18	68.14	76.11	84.07	92.04	100.00
-----	-----	-----	-----	-----	-----	-----	-----	-----	-----	-----
15.3	0.00	-6683.69	-3890.00	-1921.68	-754.96	-307.75	-120.29	-45.92	-18.35	-6.99
22.4	0.00	-9559.07	-5615.14	-2846.62	-1108.51	-454.78	-178.14	-67.62	-27.10	-10.77
29.6	0.00	-11822.79	-6930.91	-3567.74	-1379.46	-568.07	-222.98	-84.38	-33.84	-13.72
36.8	0.00	-13625.13	-7950.76	-4134.54	-1589.43	-656.19	-258.00	-97.46	-39.06	-16.01
43.9	0.00	-15152.40	-8799.25	-4609.12	-1763.56	-729.42	-287.18	-108.34	-43.43	-17.92

\*\* COSTOS INCREMENTALES ( \$/MWH) \*\*      AGREGADOBOGOTA      PERIODO :      35      DICIE-2003



QWD/XMX %	27.92	35.93	43.94	51.95	59.96	67.97	75.97	83.98	91.99	100.00
9.5	0.00	-18252.29	-9957.17	-3665.26	-1525.91	-604.39	-226.24	-90.13	-37.76	-15.73
17.5	0.00	-12809.92	-7201.39	-2841.77	-1176.15	-461.99	-170.43	-67.55	-27.94	-11.31
25.5	0.00	-8700.24	-4825.74	-1962.66	-803.86	-313.12	-116.57	-46.46	-19.03	-7.47
33.6	0.00	-6377.70	-3378.29	-1381.60	-559.43	-216.99	-82.15	-32.95	-13.41	-5.04
41.6	0.00	-5019.13	-2511.23	-1018.89	-408.23	-158.44	-61.13	-24.67	-9.99	-3.54

\*\* COSTOS INCREMENTALES ( \$/MWH) \*\* AGREGADOBOGOTA PERIODO : 36 ENERO-2004

QWD/XMX %	23.78	32.25	40.72	49.19	57.66	66.13	74.59	83.06	91.53	100.00
4.2	0.00	-17599.56	-5881.53	-2383.39	-924.65	-321.73	-122.63	-48.47	-19.03	-7.32
8.9	0.00	-12946.73	-5183.00	-2078.77	-788.46	-271.19	-103.29	-40.67	-15.85	-6.05
13.5	0.00	-10836.98	-4661.41	-1854.28	-691.38	-239.26	-91.22	-35.68	-13.79	-5.21
18.2	0.00	-9783.22	-4313.71	-1703.75	-625.91	-218.97	-83.57	-32.52	-12.48	-4.66
22.8	0.00	-9300.85	-4113.55	-1614.58	-585.59	-207.28	-79.23	-30.69	-11.73	-4.33

\*\* COSTOS INCREMENTALES ( \$/MWH) \*\* AGREGADOBOGOTA PERIODO : 37 FEBRE-2004

QWD/XMX %	19.93	28.83	37.72	46.62	55.52	64.41	73.31	82.21	91.10	100.00
2.2	0.00	-8461.77	-3360.67	-1247.68	-402.50	-146.77	-54.66	-20.08	-7.20	-2.49
4.8	0.00	-10063.77	-3915.42	-1471.19	-468.76	-170.39	-63.50	-23.32	-8.40	-2.94
7.3	0.00	-11081.40	-4254.76	-1607.56	-509.19	-184.81	-68.88	-25.29	-9.13	-3.21
9.9	0.00	-11874.25	-4515.65	-1711.94	-540.24	-195.88	-73.02	-26.78	-9.70	-3.43
12.4	0.00	-12557.14	-4739.68	-1801.10	-566.88	-205.38	-76.57	-28.08	-10.18	-3.61

\*\* COSTOS INCREMENTALES ( \$/MWH) \*\* AGREGADOBOGOTA PERIODO : 38 MARZO-2004

QWD/XMX %	15.16	24.59	34.01	43.44	52.87	62.29	71.72	81.15	90.57	100.00
3.2	0.00	-10936.17	-4132.17	-1196.77	-412.01	-147.95	-52.68	-18.19	-6.01	-1.92
5.5	0.00	-9247.01	-3510.92	-1031.96	-356.63	-128.00	-45.57	-15.72	-5.19	-1.64
7.8	0.00	-8197.87	-3116.14	-925.88	-320.85	-115.10	-40.96	-14.13	-4.66	-1.46
10.2	0.00	-7460.03	-2834.30	-849.46	-295.02	-105.78	-37.63	-12.96	-4.27	-1.33
12.5	0.00	-6914.00	-2623.31	-792.02	-275.58	-98.76	-35.12	-12.09	-3.98	-1.23

\*\* COSTOS INCREMENTALES ( \$/MWH) \*\* AGREGADOBOGOTA PERIODO : 39 ABRIL-2004

QWD/XMX %	10.33	20.29	30.26	40.22	50.18	60.15	70.11	80.07	90.04	100.00
4.5	0.00	-12357.68	-3175.33	-1028.71	-354.68	-121.45	-40.52	-13.02	-3.96	-1.08
8.2	0.00	-8908.88	-2426.94	-792.39	-272.77	-93.02	-30.87	-9.84	-2.96	-0.78
11.9	0.00	-6949.77	-1972.73	-647.74	-222.63	-75.65	-24.98	-7.91	-2.35	-0.61
15.6	0.00	-5703.25	-1669.61	-550.67	-188.98	-64.00	-21.05	-6.62	-1.94	-0.49
19.3	0.00	-4861.33	-1457.48	-482.45	-165.32	-55.83	-18.28	-5.71	-1.66	-0.41

** COSTOS INCREMENTALES ( \$/MWH) **		AGREGADOBOGOTA		PERIODO : 40		MAYO -2004				
QWD/XMX %	10.50	20.44	30.39	40.33	50.28	60.22	70.17	80.11	90.06	100.00
10.3	0.00	-7739.21	-2466.17	-852.90	-294.52	-99.36	-32.32	-10.11	-2.85	-0.69
18.4	0.00	-6207.06	-2017.14	-697.40	-239.48	-80.22	-25.92	-7.97	-2.20	-0.51
26.5	0.00	-5259.64	-1730.97	-597.95	-204.44	-68.12	-21.87	-6.64	-1.79	-0.41
34.6	0.00	-4480.74	-1487.98	-513.46	-174.93	-58.04	-18.52	-5.56	-1.48	-0.32
42.7	0.00	-4208.63	-1407.25	-485.04	-164.73	-54.45	-17.28	-5.14	-1.34	-0.29

** COSTOS INCREMENTALES ( \$/MWH) **		AGREGADOBOGOTA		PERIODO : 41		JUNIO-2004				
QWD/XMX %	11.60	21.42	31.24	41.06	50.89	60.71	70.53	80.35	90.18	100.00
16.7	0.00	-10210.41	-3544.65	-1253.64	-439.33	-146.17	-48.61	-14.74	-4.03	-0.89
25.5	0.00	-6942.84	-2463.10	-873.87	-297.19	-98.65	-32.28	-9.43	-2.49	-0.47
34.3	0.00	-5041.74	-1805.79	-639.52	-214.01	-70.71	-22.68	-6.43	-1.62	-0.24
43.1	0.00	-4079.86	-1462.51	-514.85	-171.16	-56.20	-17.65	-4.88	-1.16	-0.13
51.9	0.00	-4206.95	-1503.95	-525.44	-174.53	-56.98	-17.56	-4.76	-1.05	-0.08

** COSTOS INCREMENTALES ( \$/MWH) **		AGREGADOBOGOTA		PERIODO : 42		JULIO-2004				
QWD/XMX %	18.84	27.86	36.88	45.90	54.91	63.93	72.95	81.97	90.98	100.00
26.9	0.00	-8788.56	-3257.74	-1305.92	-469.98	-172.19	-63.55	-20.74	-6.23	-1.64
37.3	0.00	-8334.79	-3124.95	-1244.62	-448.05	-164.00	-60.06	-19.50	-5.81	-1.50
47.7	0.00	-7710.21	-2913.75	-1154.74	-415.86	-152.06	-55.33	-17.90	-5.30	-1.34
58.2	0.00	-7255.40	-2758.36	-1088.70	-392.25	-143.27	-51.86	-16.73	-4.92	-1.23
68.6	0.00	-6978.12	-2664.90	-1048.23	-377.84	-137.86	-49.68	-15.98	-4.67	-1.15

** COSTOS INCREMENTALES ( \$/MWH) **		AGREGADOBOGOTA		PERIODO : 43		AGOST-2004				
QWD/XMX %	23.36	31.88	40.39	48.91	57.42	65.94	74.45	82.97	91.48	100.00
25.5	0.00	-10198.86	-4585.61	-1743.30	-644.11	-274.72	-100.94	-33.55	-10.98	-3.32
37.4	0.00	-9339.58	-4213.84	-1604.17	-598.14	-251.97	-91.86	-30.49	-9.92	-2.94
49.4	0.00	-8749.24	-3953.57	-1506.55	-565.30	-235.76	-85.44	-28.31	-9.17	-2.66
61.4	0.00	-8314.96	-3758.43	-1433.29	-540.35	-223.44	-80.57	-26.67	-8.59	-2.46
73.3	0.00	-8018.30	-3623.23	-1382.67	-523.14	-214.70	-77.09	-25.49	-8.17	-2.31

** COSTOS INCREMENTALES ( \$/MWH) **		AGREGADOBOGOTA		PERIODO : 44		SEPTI-2004				
QWD/XMX %	26.37	34.55	42.73	50.91	59.09	67.28	75.46	83.64	91.82	100.00
25.1	0.00	-14656.71	-5742.70	-1955.33	-934.36	-379.73	-131.36	-45.98	-15.43	-5.04
30.2	0.00	-11119.10	-4622.42	-1660.08	-772.75	-307.76	-106.42	-37.03	-12.36	-3.94

35.2	0.00	-8207.96	-3569.96	-1346.62	-606.61	-235.98	-81.51	-28.15	-9.33	-2.84
40.3	0.00	-6119.60	-2727.19	-1071.32	-464.50	-176.20	-60.73	-20.80	-6.81	-1.92
45.4	0.00	-4732.59	-2122.65	-858.74	-357.24	-132.17	-45.38	-15.41	-4.95	-1.24

\*\* COSTOS INCREMENTALES ( \$/MWH) \*\* AGREGADOBOGOTA PERIODO : 45 OCTUB-2004

QWD/XMX %	27.69	35.72	43.76	51.79	59.83	67.86	75.90	83.93	91.97	100.00
16.6	0.00	-12023.96	-3695.88	-1862.66	-797.62	-279.05	-100.12	-34.30	-11.47	-3.84
22.7	0.00	-10236.15	-3564.92	-1756.69	-739.57	-259.05	-92.55	-31.65	-10.61	-3.44
28.7	0.00	-9019.21	-3431.03	-1653.74	-685.81	-240.47	-85.53	-29.23	-9.82	-3.07
34.8	0.00	-8178.83	-3314.80	-1563.79	-639.92	-224.56	-79.52	-27.17	-9.15	-2.74
40.9	0.00	-7590.85	-3222.65	-1489.27	-602.24	-211.46	-74.58	-25.47	-8.59	-2.46

\*\* COSTOS INCREMENTALES ( \$/MWH) \*\* AGREGADOBOGOTA PERIODO : 46 NOVI-2004

QWD/XMX %	28.32	36.28	44.25	52.21	60.18	68.14	76.11	84.07	92.04	100.00
15.3	0.00	-5882.37	-3142.56	-1422.09	-498.89	-181.88	-63.13	-21.04	-7.36	-2.49
22.4	0.00	-8525.11	-4566.29	-2124.81	-739.30	-271.34	-94.60	-31.43	-11.05	-3.86
29.6	0.00	-10613.51	-5650.59	-2674.13	-924.29	-340.56	-119.09	-39.51	-13.91	-4.94
36.8	0.00	-12278.95	-6489.47	-3106.72	-1068.09	-394.56	-138.29	-45.83	-16.17	-5.80
43.9	0.00	-13689.80	-7186.08	-3469.24	-1187.56	-439.51	-154.31	-51.13	-18.03	-6.52

\*\* COSTOS INCREMENTALES ( \$/MWH) \*\* AGREGADOBOGOTA PERIODO : 47 DICIE-2004

QWD/XMX %	27.92	35.93	43.94	51.95	59.96	67.97	75.97	83.98	91.99	100.00
9.5	0.00	-16722.69	-8482.33	-2801.15	-1043.35	-369.11	-121.72	-42.84	-15.74	-5.53
17.5	0.00	-12082.84	-6143.95	-2163.49	-799.58	-280.25	-90.45	-31.54	-11.31	-3.79
25.5	0.00	-8279.43	-4110.13	-1492.60	-544.04	-188.86	-61.48	-21.48	-7.53	-2.41
33.6	0.00	-5994.32	-2854.21	-1048.70	-376.58	-129.75	-42.94	-15.01	-5.15	-1.58
41.6	0.00	-4602.17	-2091.95	-770.50	-272.93	-93.60	-31.51	-10.98	-3.68	-1.08

\*\* COSTOS INCREMENTALES ( \$/MWH) \*\* AGREGADOBOGOTA PERIODO : 48 ENERO-2005

QWD/XMX %	23.78	32.25	40.72	49.19	57.66	66.13	74.59	83.06	91.53	100.00
4.2	0.00	-16856.05	-5065.12	-1832.83	-633.18	-191.72	-64.10	-21.94	-7.07	-1.96
8.9	0.00	-12574.42	-4481.53	-1601.88	-540.04	-160.61	-53.69	-18.14	-5.70	-1.52
13.5	0.00	-10515.33	-4020.94	-1425.01	-471.57	-140.83	-46.99	-15.64	-4.79	-1.22
18.2	0.00	-9422.85	-3698.12	-1301.50	-423.39	-127.75	-42.57	-13.98	-4.15	-1.03
22.8	0.00	-8876.54	-3498.58	-1224.05	-391.88	-119.67	-39.83	-12.91	-3.73	-0.88

\*\* COSTOS INCREMENTALES ( \$/MWH) \*\* AGREGADOBOGOTA PERIODO : 49 FEBRE-2005

QWD/XMX %	19.93	28.83	37.72	46.62	55.52	64.41	73.31	82.21	91.10	100.00
-----------	-------	-------	-------	-------	-------	-------	-------	-------	-------	--------

2.2	0.00	-8142.23	-2882.33	-944.26	-260.60	-82.81	-26.19	-7.50	-1.65	-0.24
4.8	0.00	-9613.18	-3321.41	-1102.65	-300.43	-95.28	-30.31	-8.78	-1.96	-0.29
7.3	0.00	-10544.57	-3589.02	-1198.64	-324.56	-102.81	-32.79	-9.53	-2.15	-0.32
9.9	0.00	-11270.61	-3795.03	-1272.04	-343.07	-108.60	-34.68	-10.11	-2.28	-0.35
12.4	0.00	-11897.04	-3972.91	-1334.98	-359.02	-113.59	-36.32	-10.60	-2.40	-0.37

\*\* COSTOS INCREMENTALES ( \$/MWH) \*\* AGREGADOBOGOTA PERIODO : 50 MARZO-2005

QWD/XMX %	15.16	24.59	34.01	43.44	52.87	62.29	71.72	81.15	90.57	100.00
3.2	0.00	-10509.31	-3517.06	-861.14	-257.88	-79.59	-22.74	-4.99	-0.67	-0.05
5.5	0.00	-8966.72	-3005.65	-746.64	-224.24	-68.99	-19.54	-4.24	-0.56	-0.04
7.8	0.00	-7987.19	-2677.16	-672.14	-202.26	-62.05	-17.43	-3.75	-0.49	-0.03
10.2	0.00	-7287.99	-2440.48	-617.95	-186.22	-56.98	-15.98	-3.46	-0.44	-0.03
12.5	0.00	-6764.51	-2262.01	-576.89	-174.05	-53.12	-14.73	-3.12	-0.40	-0.02

\*\* COSTOS INCREMENTALES ( \$/MWH) \*\* AGREGADOBOGOTA PERIODO : 51 ABRIL-2005

QWD/XMX %	10.33	20.29	30.26	40.22	50.18	60.15	70.11	80.07	90.04	100.00
4.5	0.00	-11749.63	-2550.68	-718.77	-214.15	-60.31	-13.06	-1.68	-0.09	0.00
8.2	0.00	-8534.87	-1944.51	-550.54	-162.61	-44.69	-9.39	-1.18	-0.06	0.00
11.9	0.00	-6664.64	-1574.04	-446.94	-130.89	-35.23	-7.22	-0.89	-0.04	0.00
15.6	0.00	-5453.69	-1324.88	-376.88	-109.45	-28.91	-5.80	-0.70	-0.03	0.00
19.3	0.00	-4624.14	-1149.14	-327.26	-94.25	-24.45	-4.80	-0.57	-0.03	0.00

\*\* COSTOS INCREMENTALES ( \$/MWH) \*\* AGREGADOBOGOTA PERIODO : 52 MAYO -2005

QWD/XMX %	10.50	20.44	30.39	40.33	50.28	60.22	70.17	80.11	90.06	100.00
10.3	0.00	-7031.84	-1958.58	-590.57	-174.39	-40.22	-5.48	-0.30	0.00	0.00
18.4	0.00	-5602.52	-1582.86	-474.66	-135.51	-29.76	-3.87	-0.20	0.00	0.00
26.5	0.00	-4715.17	-1344.72	-400.51	-111.30	-23.55	-2.96	-0.15	0.00	0.00
34.6	0.00	-3989.95	-1145.43	-338.63	-91.95	-18.87	-2.31	-0.12	0.00	0.00
42.7	0.00	-3722.87	-1073.96	-315.06	-83.79	-16.75	-2.00	-0.10	0.00	0.00

\*\* COSTOS INCREMENTALES ( \$/MWH) \*\* AGREGADOBOGOTA PERIODO : 53 JUNIO-2005

QWD/XMX %	11.60	21.42	31.24	41.06	50.89	60.71	70.53	80.35	90.18	100.00
16.7	0.00	-9533.42	-2867.19	-939.94	-262.52	-43.10	-2.66	0.00	0.00	0.00
25.5	0.00	-6397.22	-1961.51	-625.48	-152.99	-20.79	-0.96	0.00	0.00	0.00
34.3	0.00	-4517.54	-1410.71	-431.22	-92.50	-10.33	-0.35	0.00	0.00	0.00
43.1	0.00	-3542.38	-1118.58	-324.55	-61.40	-5.62	-0.13	0.00	0.00	0.00
51.9	0.00	-3552.78	-1125.81	-308.98	-51.89	-3.89	-0.06	0.00	0.00	0.00

** COSTOS INCREMENTALES ( \$/MWH) **		AGREGADOBOGOTA		PERIODO :	54	JULIO-2005				
QWD/XMX %	18.84	27.86	36.88	45.90	54.91	63.93	72.95	81.97	90.98	100.00
26.9	0.00	-8100.43	-2866.32	-1053.48	-259.98	-28.25	0.00	0.00	0.00	0.00
37.3	0.00	-7684.91	-2745.36	-989.28	-237.79	-25.02	0.00	0.00	0.00	0.00
47.7	0.00	-7110.48	-2555.55	-905.96	-213.19	-21.86	-0.01	0.00	0.00	0.00
58.2	0.00	-6692.04	-2415.13	-844.11	-195.07	-19.58	-0.01	0.00	0.00	0.00
68.6	0.00	-6436.80	-2329.24	-803.92	-182.89	-18.02	0.00	0.00	0.00	0.00

** COSTOS INCREMENTALES ( \$/MWH) **		AGREGADOBOGOTA		PERIODO :	55	AGOST-2005				
QWD/XMX %	23.36	31.88	40.39	48.91	57.42	65.94	74.45	82.97	91.48	100.00
25.9	0.00	-10015.96	-4496.51	-1520.41	-249.35	0.01	0.00	0.00	0.00	0.00
37.4	0.00	-9282.58	-4166.48	-1380.94	-218.21	-0.02	0.00	0.00	0.00	0.00
49.4	0.00	-8778.42	-3926.86	-1272.65	-196.25	-0.01	0.00	0.00	0.00	0.00
61.4	0.00	-8407.44	-3742.08	-1188.96	-179.58	-0.01	0.00	0.00	0.00	0.00
73.3	0.00	-8161.10	-3610.88	-1126.90	-167.13	-0.01	0.00	0.00	0.00	0.00

** COSTOS INCREMENTALES ( \$/MWH) **		AGREGADOBOGOTA		PERIODO :	56	SEPTI-2005				
QWD/XMX %	26.37	34.55	42.73	50.91	59.09	67.28	75.46	83.64	91.82	100.00
25.1	0.00	-14938.91	-6180.42	-1332.81	-0.05	-0.01	0.00	0.00	0.00	0.00
30.2	0.00	-12247.95	-5172.57	-1059.33	-0.05	0.00	0.00	0.00	0.00	0.00
35.2	0.00	-9787.28	-4112.89	-786.10	-0.03	-0.01	0.00	0.00	0.00	0.00
40.3	0.00	-7767.65	-3123.95	-547.46	-0.02	-0.01	0.00	0.00	0.00	0.00
45.4	0.00	-6203.53	-2289.55	-360.55	-0.02	0.00	0.00	0.00	0.00	0.00

** COSTOS INCREMENTALES ( \$/MWH) **		AGREGADOBOGOTA		PERIODO :	57	OCTUB-2005				
QWD/XMX %	27.69	35.72	43.76	51.79	59.83	67.86	75.90	83.93	91.97	100.00
16.6	0.00	-14062.63	-3382.46	-0.12	-0.01	-0.01	0.00	0.00	0.00	0.00
22.7	0.00	-12755.43	-3063.80	-0.11	-0.02	0.00	0.00	0.00	0.00	0.00
28.7	0.00	-11817.18	-2748.66	-0.10	-0.02	0.00	0.00	0.00	0.00	0.00
34.8	0.00	-11127.84	-2463.41	-0.09	0.00	-0.01	0.00	0.00	0.00	0.00
40.9	0.00	-10614.34	-2214.94	-0.09	-0.01	0.00	0.00	0.00	0.00	0.00

** COSTOS INCREMENTALES ( \$/MWH) **		AGREGADOBOGOTA		PERIODO :	58	NOVIE-2005				
QWD/XMX %	28.32	36.28	44.25	52.21	60.18	68.14	76.11	84.07	92.04	100.00
15.3	0.00	-6622.05	-0.19	-0.01	-0.01	0.00	0.00	0.00	0.00	0.00
22.4	0.00	-12317.07	-0.31	-0.01	0.00	0.00	0.00	0.00	0.00	0.00
29.6	0.00	-18021.59	-0.40	-0.01	0.00	0.00	0.00	0.00	0.00	0.00

36.8	0.00	-23435.33	-0.48	-0.01	-0.02	0.00	0.00	0.00	0.00	0.00
43.9	0.00	-28556.86	-0.53	-0.01	-0.01	0.00	0.00	0.00	0.00	0.00

\*\* COSTOS INCREMENTALES ( \$/MWH) \*\*      AGREGADOBOGOTA      PERIODO :    59      DICIE-2005

QWD/XMK %	27.92	35.93	43.94	51.95	59.96	67.97	75.97	83.98	91.99	100.00
9.5	0.00	0.00	0.00	0.00	0.00	0.00	0.00	0.00	0.00	0.00
17.5	0.00	0.00	0.00	0.00	0.00	0.00	0.00	0.00	0.00	0.00
25.5	0.00	0.00	0.00	0.00	0.00	0.00	0.00	0.00	0.00	0.00
33.6	0.00	0.00	0.00	0.00	0.00	0.00	0.00	0.00	0.00	0.00
41.6	0.00	0.00	0.00	0.00	0.00	0.00	0.00	0.00	0.00	0.00

## **ANEXO No. 3**

# **UPME INFORMACIÓN BÁSICA Y CAPACIDAD INSTALADA DEL SISTEMA INTERCONECTADO NACIONAL**

# Unidad de Planeación Minero Energética

## PROYECTOS TERMOELÉCTRICOS A GAS - CICLO COMBINADO

(Resumen de la Información Técnica y Económica)

Tasa de Descuento del 10% (Dólares constantes de Diciembre de 1999)

Sin Impuestos

PROYECTO	CAP. EN SITIO (MW) (1)	ENERGIA (GWh) (2)	PPTO. INV. US\$ MILL.	COSTO INDICE INV (3) US\$/kW	COSTO INDICE INV (4) US\$/MWh	COSTO INDICE AO&M		COSTO TRANSPORTE (5)		COSTO TOTAL (AO&M+TRANSP)		COSTO COMBUS. US\$/MWh	COSTO ENERGIA MEDIA US\$/MWh
						FIJO US\$/kW-año	VAR US\$/MWh	CAPAC US\$/kW-año	VAR US\$/MWh	FIJO US\$/kW-año	VAR US\$/MWh		
<b>CICLO COMBINADO DE 100 MW</b>													
Costa Atlántica	92.1	564.5	66.2	718.6	13.7	25.2	2.0	12.0	2.0	37.1	4.0	8.7	32.5
Llanos Orientales	90.1	552.3	69.5	771.2	14.8	25.2	2.0	15.9	2.6	41.1	4.6	8.7	34.8
Magdalena Medio	90.4	554.3	68.3	755.9	14.5	25.2	2.0	16.0	2.6	41.2	4.7	8.7	34.5
Valle	88.3	541.2	66.7	755.5	14.5	25.2	2.0	54.6	8.9	79.8	10.9	8.6	47.0
<b>CICLO COMBINADO DE 150 MW</b>													
Costa Atlántica	138.1	846.7	95.6	692.2	13.2	25.2	2.0	12.0	2.0	37.1	4.0	8.7	32.0
Llanos Orientales	135.1	828.5	100.4	742.9	14.2	25.2	2.0	15.9	2.6	41.1	4.6	8.7	34.2
Magdalena Medio	135.6	831.5	98.7	728.2	13.9	25.2	2.0	16.0	2.6	41.2	4.7	8.7	34.0
Valle	132.4	811.8	96.3	727.8	13.9	25.2	2.0	54.6	8.9	79.8	10.9	8.6	46.5
<b>CICLO COMBINADO DE 200 MW</b>													
Costa Atlántica	184.1	1129.0	123.9	673.1	12.5	25.2	2.0	12.0	2.0	37.1	4.0	8.7	31.3
Llanos Orientales	180.1	1104.6	130.1	722.4	13.4	25.2	2.0	15.9	2.6	41.1	4.6	8.7	33.4
Magdalena Medio	180.8	1108.6	128.0	708.1	13.2	25.2	2.0	16.0	2.6	41.2	4.7	8.7	33.2
Valle	176.5	1082.4	124.9	707.7	13.2	25.2	2.0	54.6	8.9	79.8	10.9	8.6	45.7
<b>CICLO COMBINADO DE 300 MW</b>													
Costa Atlántica	276.2	1693.5	179.6	650.2	12.1	25.2	2.0	12.0	2.0	37.1	4.0	8.7	30.9
Llanos Orientales	270.2	1656.9	188.5	697.7	13.0	25.2	2.0	15.9	2.6	41.1	4.6	8.7	33.0
Magdalena Medio	271.2	1663.0	185.5	683.9	12.7	25.2	2.0	16.0	2.6	41.2	4.7	8.7	32.8
Valle	264.8	1623.6	181.0	683.5	12.7	25.2	2.0	54.6	8.9	79.8	10.9	8.6	45.3

(\*) Los cálculos no consideran intereses durante la construcción. La información técnica y los presupuestos son de referencia. Se considera una vida útil de 25 años.

(1) La capacidad en sitio se calculó teniendo en cuenta la temperatura, humedad relativa y altura sobre el nivel del mar del mismo.

(2) La energía ha sido calculada con un factor promedio de utilización de 0.7 durante la vida útil.

(3) Indicador calculado a partir de la razón simple entre presupuesto y capacidad en sitio.

(4) Indicador calculado a partir de la razón entre el presupuesto actualizado a la tasa de descuento, en el año de entrada en operación de la planta y su capacidad en sitio.

(5) Indicador calculado teniendo en cuenta resolución CREG 028-99



# Unidad de Planeación Minero Energética

## PROYECTOS TERMOELÉCTRICOS A GAS - CICLO ABIERTO

(Resumen de la Información Técnica y Económica)

Tasa de Descuento del 10% (Dólares constantes de Diciembre de 1999)

Sin Impuestos

PROYECTO	CAP. EN SITIO (MW)	ENERGIA (GWh)	PPTO. INV (US\$ MILL.)	COSTO INDICE INV (3)	COSTO INDICE INV (4)	COSTO INDICE AO&M		COSTO TRANSPORTE (5)		COSTO TOTAL (AO&M+TRANSP)		COSTO COMBUS. (US\$/MWh)	COSTO ENERGIA MEDIA (US\$/MWh)
						FIJO	VAR	CAPAC	VAR	FIJO	VAR		
	(1)	(2)		US\$/KW	US\$/MWh	US\$/KW-año	US\$/MWh	US\$/KW-año	US\$/MWh	US\$/KW-año	US\$/MWh	US\$/MWh	US\$/MWh
<b>CICLO ABIERTO DE 100 MW</b>													
Costa Atlántica	92.0	402.9	36.8	400.2	11.1	13.2	2.0	16.7	3.8	29.9	5.9	12.8	36.6
Llanos Orientales	88.4	387.2	38.7	437.2	12.1	13.2	2.0	21.7	4.9	34.9	7.0	12.8	39.9
Magdalena Medio	89.8	393.3	38.0	423.5	11.8	13.2	2.0	20.2	4.6	33.4	6.7	12.9	38.9
Valle	84.8	371.4	37.1	437.6	12.1	13.2	2.0	74.2	16.9	87.4	19.0	12.7	63.8
<b>CICLO ABIERTO DE 150 MW</b>													
Costa Atlántica	138.0	604.3	55.2	400.2	11.1	13.2	2.0	16.7	3.8	29.9	5.9	12.8	36.6
Llanos Orientales	132.6	580.8	58.0	437.2	12.1	13.2	2.0	21.7	4.9	34.9	7.0	12.8	39.9
Magdalena Medio	134.7	590.0	57.0	423.5	11.8	13.2	2.0	20.2	4.6	33.4	6.7	12.9	38.9
Valle	127.2	557.1	55.7	437.6	12.1	13.2	2.0	74.2	16.9	87.4	19.0	12.7	63.8
<b>CICLO ABIERTO DE 200 MW</b>													
Costa Atlántica	184.0	805.8	73.6	400.2	11.1	13.2	2.0	16.7	3.8	29.9	5.9	12.8	36.6
Llanos Orientales	176.8	774.4	77.3	437.3	12.1	13.2	2.0	21.7	4.9	34.9	7.0	12.8	39.9
Magdalena Medio	179.6	786.6	76.1	423.5	11.8	13.2	2.0	20.2	4.6	33.4	6.7	12.9	38.9
Valle	169.6	742.8	74.2	437.7	12.1	13.2	2.0	74.2	16.9	87.4	19.0	12.7	63.8
<b>CICLO ABIERTO DE 300 MW</b>													
Costa Atlántica	276.0	1208.7	110.4	400.2	11.1	13.2	2.0	16.7	3.8	29.9	5.9	12.8	36.6
Llanos Orientales	265.2	1161.6	116.0	437.2	12.1	13.2	2.0	21.7	4.9	34.9	7.0	12.8	39.9
Magdalena Medio	269.4	1179.9	114.1	423.5	11.8	13.2	2.0	20.2	4.6	33.4	6.7	12.9	38.9
Valle	254.4	1114.2	111.3	437.6	12.1	13.2	2.0	74.2	16.9	87.4	19.0	12.7	63.8

(\*) Los cálculos no consideran intereses durante la construcción. La información técnica y los presupuestos son de referencia. Se considera una vida útil de 20 años.

(1) La capacidad en sitio se calculó teniendo en cuenta la temperatura, humedad relativa y altura sobre el nivel del mar del mismo.

(2) La energía ha sido calculada con un factor promedio de utilización de 0.5 durante la vida útil.

(3) Indicador calculado a partir de la razón simple entre presupuesto y capacidad en sitio.

(4) Indicador calculado a partir de la razón entre el presupuesto actualizado a la tasa de descuento, en el año de entrada en operación de la planta y su capacidad en sitio.

(5) Indicador calculado teniendo en cuenta resolución CREG 028-99

# Unidad de Planeación Minero Energética

## PROYECTOS TERMOELÉCTRICOS A GAS - CICLO COMBINADO

(Resumen de la Información Técnica y Económica)

Tasa de Descuento del 10% (Dólares constantes de Diciembre de 1999)

Con Impuestos

PROYECTO	CAP. EN SITIO	ENERGIA	PPTO INV	COSTO INDICE	COSTO INDICE	COSTO INDICE AO&M		COSTO TRANSPORTE (5)		COSTO TOTAL (AO&M+TRANSP)		COSTO COMBUS.	COSTO ENERGIA
	(MW)	(GWh)	US\$/MILL.	INV (3)	INV (4)	FIJO	VAR	CAPAC	VAR	FIJO	VAR	US\$/MWh	MEDIA
	(1)	(2)		US\$/kW	US\$/MWh	US\$/kW-año	US\$/MWh	US\$/kW-año	US\$/MWh	US\$/kW-año	US\$/MWh	US\$/MWh	US\$/MWh
CICLO COMBINADO DE 100 MW													
Costa Atlántica	92.1	564.5	75.7	822.6	15.7	25.2	2.0	12.0	2.1	37.1	4.2	8.7	35.3
Llanos Orientales	90.1	552.3	79.5	882.8	16.9	25.2	2.0	15.9	2.8	41.1	4.8	8.7	37.7
Magdalena Medio	90.4	554.3	78.2	865.3	16.6	25.2	2.0	16.0	2.8	41.2	4.8	8.7	37.5
Valle	88.3	541.2	76.3	864.8	16.5	25.2	2.0	54.6	9.5	79.8	11.5	8.6	51.0
CICLO COMBINADO DE 150 MW													
Costa Atlántica	138.1	846.7	109.4	792.4	15.2	25.2	2.0	12.0	2.1	37.1	4.0	8.7	34.8
Llanos Orientales	135.1	828.5	114.9	850.3	16.3	25.2	2.0	15.9	2.8	41.1	4.6	8.7	37.1
Magdalena Medio	135.6	831.5	113.0	833.5	15.9	25.2	2.0	16.0	2.8	41.2	4.7	8.7	36.9
Valle	132.4	811.8	110.3	833.0	15.9	25.2	2.0	54.6	9.5	79.8	10.9	8.6	50.4
CICLO COMBINADO DE 200 MW													
Costa Atlántica	184.1	1129.0	141.9	770.5	14.3	25.2	2.0	12.0	2.1	37.1	4.0	8.7	34.0
Llanos Orientales	180.1	1104.6	149.0	826.9	15.4	25.2	2.0	15.9	2.8	41.1	4.6	8.7	36.3
Magdalena Medio	180.8	1108.6	146.5	810.5	15.1	25.2	2.0	16.0	2.8	41.2	4.7	8.7	36.1
Valle	176.5	1082.4	143.0	810.1	15.1	25.2	2.0	54.6	9.5	79.8	10.9	8.6	49.6
CICLO COMBINADO DE 300 MW													
Costa Atlántica	276.2	1693.5	205.5	744.2	13.8	25.2	2.0	12.0	2.1	37.8	4.2	8.7	33.5
Llanos Orientales	270.2	1656.9	215.8	798.7	14.9	25.2	2.0	15.9	2.8	41.7	4.8	8.7	35.8
Magdalena Medio	271.2	1663.0	212.3	782.9	14.6	25.2	2.0	16.0	2.8	41.8	4.8	8.7	35.6
Valle	264.8	1623.6	207.2	782.4	14.5	25.2	2.0	54.6	9.5	80.4	11.5	8.6	49.1

(\*) Los cálculos no consideran intereses durante la construcción. La información técnica y los presupuestos son de referencia. Se considera una vida útil de 25 años.

(1) La capacidad en sitio se calculó teniendo en cuenta la temperatura, humedad relativa y altura sobre el nivel del mar del mismo.

(2) La energía ha sido calculada con un factor promedio de utilización de 0.7 durante la vida útil.

(3) Indicador calculado a partir de la razón simple entre presupuesto y capacidad en sitio.

(4) Indicador calculado a partir de la razón entre el presupuesto actualizado a la tasa de descuento, en el año de entrada en operación de la planta y su capacidad en sitio.

(5) Indicador calculado teniendo en cuenta resolución CREG 028-99

# Unidad de Planeación Minero Energética

## PROYECTOS TERMOELÉCTRICOS A GAS - CICLO ABIERTO

(Resumen de la Información Técnica y Económica)

Tasa de Descuento del 10% (Dólares constantes de Diciembre de 1999)

Con Impuestos

PROYECTO	CAP. EN SITIO (MW) (1)	ENERGIA (GWh) (2)	PPTO. INV. US\$ MILL.	COSTO INDICE		COSTO INDICE AO&M		COSTO TRANSPORTE (5)		COSTO TOTAL (AO&M+TRANSP)		COSTO COMBUS. US\$/MWh	COSTO ENERGIA MEDIA US\$/MWh
				INDICE INV (3)	INDICE INV (4)	BIJO	VAR	CAPAC	VAR	BIJO	VAR		
				US\$/kW	US\$/MWh	US\$/kW-año	US\$/MWh	US\$/kW-año	US\$/MWh	US\$/kW-año	US\$/MWh		
<b>CICLO ABIERTO DE 100 MW</b>													
Costa Atlántica	92.0	402.9	41.7	453.8	12.6	13.2	2.0	16.7	4.1	29.9	6.1	12.8	39.2
Llanos Orientales	88.4	387.2	43.8	495.7	13.8	13.2	2.0	21.7	5.3	34.9	7.3	12.8	42.6
Magdalena Medio	89.8	393.3	43.1	480.2	13.3	13.2	2.0	20.2	4.9	33.4	7.0	12.9	41.6
Valle	84.8	371.4	42.1	496.2	13.8	13.2	2.0	74.2	18.1	87.4	20.1	12.7	68.1
<b>CICLO ABIERTO DE 150 MW</b>													
Costa Atlántica	138.0	604.3	62.6	453.8	12.6	13.2	2.0	16.7	4.1	29.9	6.1	12.8	39.2
Llanos Orientales	132.6	580.8	65.7	495.7	13.8	13.2	2.0	21.7	5.3	34.9	7.3	12.8	42.6
Magdalena Medio	134.7	590.0	64.7	480.2	13.3	13.2	2.0	20.2	4.9	33.4	7.0	12.9	41.6
Valle	127.2	557.1	63.1	496.2	13.8	13.2	2.0	74.2	18.1	87.4	20.1	12.7	68.1
<b>CICLO ABIERTO DE 200 MW</b>													
Costa Atlántica	184.0	805.8	83.5	453.8	12.6	13.2	2.0	16.7	4.1	29.9	6.1	12.8	39.2
Llanos Orientales	176.8	774.4	87.7	495.7	13.8	13.2	2.0	21.7	5.3	34.9	7.3	12.8	42.6
Magdalena Medio	179.6	786.6	86.2	480.2	13.3	13.2	2.0	20.2	4.9	33.4	7.0	12.9	41.6
Valle	169.6	742.8	84.2	496.2	13.8	13.2	2.0	74.2	18.1	87.4	20.1	12.7	68.1
<b>CICLO ABIERTO DE 300 MW</b>													
Costa Atlántica	276.0	1208.7	125.2	453.8	12.6	13.2	2.0	16.7	4.1	29.9	6.1	12.8	39.2
Llanos Orientales	265.2	1161.6	131.5	495.7	13.8	13.2	2.0	21.7	5.3	34.9	7.3	12.8	42.6
Magdalena Medio	269.4	1179.9	129.3	480.2	13.3	13.2	2.0	20.2	4.9	33.4	7.0	12.9	41.6
Valle	254.4	1114.2	126.2	496.2	13.8	13.2	20.4	74.2	18.1	87.4	38.5	12.7	68.1

(\*) Los cálculos no consideran intereses durante la construcción. La información técnica y los presupuestos son de referencia. Se considera una vida útil de 20 años.

(1) La capacidad en sitio se calculó teniendo en cuenta la temperatura, humedad relativa y altura sobre el nivel del mar del mismo.

(2) La energía ha sido calculada con un factor promedio de utilización de 0.5 durante la vida útil.

(3) Indicador calculado a partir de la razón simple entre presupuesto y capacidad en sitio.

(4) Indicador calculado a partir de la razón entre el presupuesto actualizado a la tasa de descuento, en el año de entrada en operación de la planta y su capacidad en sitio.

(5) Indicador calculado teniendo en cuenta resolución CREG 028-99

# Unidad de Planeación Minero Energética

## PROYECTOS TERMOELÉCTRICOS A CARBÓN

Resumen de Información Técnica y Económica  
Tasa de Descuento del 10 % (dólares constantes de Diciembre de 1999)  
Sin Impuestos

PROYECTO	CAPACIDAD A INSTALAR (MW)	ENERGÍA ANUAL (GWh) (1)	PRESUPUESTO DE INVERSIÓN US\$ Millones	COSTO ÍNDICE DE INVERSIÓN US\$/kw (2)	COSTO INVERSIÓN ANUAL US\$/MWh (3)	COSTO EQUIVALENTE DE AO&M		COSTO COMBUSTIBLE EN PLANTA US\$/MWh	COSTO DE ENERGÍA MEDIA US\$/MWh
						FIJO US/Kw-año	VARIABLE US\$/MWh		
Antioquia	150	919.8	233.4	1556.3	29.8	38.8	4.1	5.0	45.3
Boyacá	150	919.8	239.7	1597.8	30.5	38.8	4.1	3.9	44.8
Cundinamarca	150	919.8	239.7	1597.9	30.2	38.8	4.1	4.1	44.7
Norte de Santander	150	919.8	239.7	1597.8	30.3	38.8	4.1	3.8	44.5
Santander	150	919.8	240.0	1600.0	30.5	38.8	4.1	6.2	47.1
Valle	150	919.8	239.7	1597.8	36.3	38.8	4.1	6.3	53.1
Cesar	300	1839.6	475.6	1585.2	29.6	38.8	4.1	5.7	45.7
Cordoba	300	1839.6	462.5	1541.7	29.6	38.8	4.1	7.1	47.1
Norte de Santander	300	1839.6	462.5	1541.7	29.6	38.8	4.1	3.8	43.8

(\*) Los cálculos no consideran intereses durante la construcción. La información técnica y los presupuestos son de referencia.

Factor de utilización: 0.7

Vida útil (años): 25

(1) La energía ha sido calculada con un factor promedio de utilización de 0.7 durante la vida útil.

(2) Indicador calculado a partir de la razón simple entre presupuesto y capacidad en sitio.

(3) Indicador calculado a partir de la razón entre el presupuesto actualizado a la tasa de descuento, en el año de entrada en operación de la planta y su capacidad en sitio

# Unidad de Planeación Minero Energética

## PROYECTOS TERMOELÉCTRICOS A CARBÓN

Resumen de Información Técnica y Económica  
Tasa de Descuento del 10 % (dólares constantes de Diciembre de 1999)  
Con Impuestos

PROYECTO	CAPACIDAD A INSTALAR (MW)	ENERGIA ANUAL (GWh)	PRESUPUESTO DE INVERSIÓN US\$ Millones	COSTO INDICE DE INVERSIÓN US\$/kW	COSTO INVERSIÓN ANUAL US\$/MWh	COSTO EQUIVALENTE		COSTO EN PLANTA US\$/MWh	COSTO DE ENERGIA MEDIA US\$/MWh
						DE AO&M			
						FIJO US/Kw-año	VARIABLE US\$/MWh		
Antioquia	150	919.8	265.1	1767.4	33.8	38.8	4.1	5.0	49.3
Boyacá	150	919.8	272.2	1814.4	34.6	38.8	4.1	3.9	48.9
Cundinamarca	150	919.8	272.2	1814.5	34.3	38.8	4.1	4.1	48.8
Norte de Santander	150	919.8	272.2	1814.4	34.3	38.8	4.1	3.8	48.6
Santander	150	919.8	272.5	1816.9	34.6	38.8	4.1	6.2	51.2
Valle	150	919.8	272.2	1814.4	41.2	38.8	4.1	6.3	58.0
Cesar	300	1839.6	540.0	1800.1	33.6	38.8	4.1	5.7	49.7
Córdoba	300	1839.6	525.2	1750.7	33.6	38.8	4.1	7.1	51.1
Norte de Santander	300	1839.6	525.2	1750.7	33.6	38.8	4.1	3.8	47.8

(\*) Los cálculos no consideran intereses durante la construcción. La información técnica y los presupuestos son de referencia.

Factor de utilización: 0.7

Vida útil (años): 25

(1) La energía ha sido calculada con un factor promedio de utilización de 0.7 durante la vida útil.

(2) Indicador calculado a partir de la razón simple entre presupuesto y capacidad en sitio.

(3) Indicador calculado a partir de la razón entre el presupuesto actualizado a la tasa de descuento, en el año de entrada en operación de la planta y su capacidad en sitio

# Unidad de Planeación Minero Energética

CAPACIDAD DEL SISTEMA INTERCONECTADO NACIONAL -SIN-									LOCALIZACIÓN	
PLANTAS POR EMPRESA	PÚBLICO / PRIVADO	CAPACIDAD EFECTIVA		FACTOR DE POTENCIA	# DE UNIDADES	RECURSO	TECNOLOGÍA	AÑO DE PUESTA EN SERVICIO	MUNICIPIO	DEPARTAMENTO
		BRUTA (MW)	NETA (MW)							
<b>CEDELCA</b>										
FLORIDA	En proceso de	26.00	26.00	0.8	2	A	F	1975	Popayán	Cauca
MENORES [sdc]		8.00	7.00	--	--	A	--	--		Cauca
<b>Total CEDELCA</b>		<b>34.00</b>	<b>33.00</b>							
<b>CEDENAR</b>										
MENORES [sdc]	En proceso de	9.00	8.00	--	--	A	--	--		Nariño
RÍO MAYO		21.00	21.00			A	F		San Pablo	Nariño
<b>Total CEDENAR</b>		<b>30.00</b>	<b>29.00</b>							
<b>CHB</b>										
BETANIA	Privado	540.00	540.00	0.90	3	A	F	1987	Yaguará	Huila
<b>Total CHB</b>		<b>540.00</b>	<b>540.00</b>							
<b>CHEC</b>										
ESMERALDA	En proceso de	30.00	30.00	0.85	2	A	F	1963	Chinchiná	Caldas
INSULA [sdc]		27.00	25.00	0.85	3	A	F	1979	Chinchiná	Caldas
MEN.CALDAS - QUINDÍO - RISARALDA		33.00	31.00	--	--	A	--	--		
SAN FRANCISCO		135.00	135.00	0.85	3	A	F	1969	chinchiná	Caldas
<b>Total CHEC</b>		<b>225.00</b>	<b>221.00</b>							
<b>CHIDRAL S.A.</b>										
BAJO ANCHICAYÁ	Privado	74.00	74.00	0.80	4	A	F	1957	B/ventura	Valle
YUMBO 3		31.00	29.00	--	--	C	--	--	Yumbo	Valle
<b>Total CHIDRAL</b>		<b>105.00</b>	<b>103.00</b>							
<b>CHIVOR S.A.</b>										
CHIVOR	Privado	750.00	750.00	0.90	6	A	P	1982	Santa María	Boyacá
<b>Total CHIVOR S.A.</b>		<b>750.00</b>	<b>750.00</b>							
<b>CORELCA</b>										
GUAJIRA1	En proceso de	160.00	151.00	0.85	1	G	GV-C	1987	Riohacha	Guajira
GUAJIRA2		160.00	151.00	0.85	1	C	CV	1987	Riohacha	Guajira
<b>Total CORELCA</b>		<b>320.00</b>	<b>302.00</b>							
<b>EBSA</b>										
PAIPA1	En proceso de	30.00	28.00	0.80	1	C	CV	1963	Paipa	Boyacá
PAIPA2		74.00	68.00	0.85	1	C	CV	1975	Paipa	Boyacá
PAIPA3		74.00	68.00	0.85	1	C	CV	1982	Paipa	Boyacá
<b>Total EBSA</b>		<b>178.00</b>	<b>164.00</b>							

## Unidad de Planeación Minero Energética

<b>EEPPM</b>											
MENORES [sdc]	Público	55.00	55.00	—	—	A	—	—			Antioquia
GUADALUPE III		270.00	270.00	0.85	6	A	P	1966	Gómez Plata		Antioquia
GUADALUPE IV		200.00	200.00	0.90	3	A	F	1985	Alejandria		Antioquia
GUATAPÉ		560.00	560.00	0.85	8	A	P	1980	Guatapé		Antioquia
LA TASAJERA		310.00	310.00	0.95	3	A	P	1994	Bello		Antioquia
PLAYAS		201.00	201.00	0.90	3	A	F	1988	San Carlos		Antioquia
RIOGRANDE I		75.00	75.00	0.80	3	A	F	1956	Don Matías		Antioquia
SIERRA1		150.00	150.00	0.85	1	G	TG	1998	Pto. Parra		Antioquia
<del>SIERRA2</del>		<del>150.00</del>	<del>150.00</del>	<del>0.85</del>	<del>1</del>	<del>G</del>	<del>TG</del>	<del>1998</del>	<del>Pto. Parra</del>		<del>Antioquia</del>
TRONERAS		42.00	42.00	0.86	2	A	F	1965	Carolina		Antioquia
<b>Total EEPPM</b>		<b>2,013.00</b>	<b>2,013.00</b>								
<b>ELECTROHUILA</b>											
MENORES [sdc]	En proceso de	5.00	4.00	—	—	A	—	—			Huila
<b>Total ELECTROHUILA</b>		<b>5.00</b>	<b>4.00</b>								
<b>ELECTROLIMA</b>											
MENORES [sdc]	En proceso de	4.00	4.00	—	—	A	—	—			Tolima
PRADO IV		5.00	5.00			A	F		Prado		Tolima
PRADO		44.00	44.00	0.85	4	A	F	1973	Prado		Tolima
<b>Total ELECTROLIMA</b>		<b>53.00</b>	<b>53.00</b>								
<b>EMCALI</b>											
TERMOEMCALI 1 [n]	Público	233.80	233.80	0.9	2	G	TGV	1999	Yumbo		Valle
<b>Total EMCALI</b>		<b>233.80</b>	<b>233.80</b>								
<b>EMGESA</b>											
CANOAS	Privado	45.00	45.00	0.80	1	A	F	1972	Soacha		Cundinamarca
COLEGIO		300.00	300.00	0.80	6	A	P	1970	La Mesa		Cundinamarca
GUACA		315.00	311.00	0.90	3	A	P	1987	La Mesa		Cundinamarca
GUAVIO		1,150.00	1,150.00	0.85	5	A	P	1992	Ubalá		Cundinamarca
LAGUNETA		72.00	72.00	0.80	4	A	F	1960	Sn. Antonio		Cundinamarca
PARAISO		270.00	270.00	0.90	3	A	P	1987	La Mesa		Cundinamarca
SALTO		127.00	127.00	0.80	6	A	P	1963-1998	Sn. Antonio		Cundinamarca
ZIPA2		38.00	34.00	0.80	1	C	CV	1976	Tocancipa		Cundinamarca
ZIPA3		66.00	62.00	0.80	1	C	CV	1976	Tocancipa		Cundinamarca
ZIPA4		66.00	62.00	0.85	1	C	CV	1981	Tocancipa		Cundinamarca
ZIPA5		66.00	62.00	0.85	1	C	CV	1985	Tocancipa		Cundinamarca
<b>Total EMGESA</b>		<b>2,515.00</b>	<b>2,495.00</b>								
<b>EPSA</b>											
ALTO ANCHICAYÁ	Privado	365.00	365.00	0.90	3	A	F	1973	Buenaventura		Valle
CALIMA		120.00	120.00	0.80	4	A	F	1967	Calima		Valle
MENORES [sdc]		3.00	2.00			A					
SALVAJINA		285.00	285.00	0.9	3	A	F	1985	Silvia		Cauca

## Unidad de Planeación Minero Energética

Total EPSA		773.00	772.00									
<b>ESSA</b>												
BARRANCA1	En proceso de	13.00	12.00	0.85	1	FO	FO-V	1982	B/bermeja	Santander		
BARRANCA2		13.00	12.00	0.85	1	FO	FO-V	1982	B/bermeja	Santander		
BARRANCA3		66.00	63.00	0.85	1	FO	FO-V	1972	B/bermeja	Santander		
BARRANCA4		32.00	30.00	0.85	1	G	GV-TG	1978	B/bermeja	Santander		
BARRANCA5		21.00	20.00	0.90	1	G	TG	1983	B/bermeja	Santander		
MENORES [sdc]		18.00	18.00	0.80	1	A	F	1954		Santander		
PALENQUE3		15.00	14.00	0.80	1	G	GV	1972	Giron	Santander		
<b>Total ESSA</b>		<b>178.00</b>	<b>169.00</b>									
<b>FLORES</b>												
FLORES1	Privado	152.00	150.00	0.85	1	G	TGV	1993	B/quilla	Atlántico		
FLORES2		100.00	99.00	0.85	1	G	TG	1996	B/quilla	Atlántico		
FLORES3		152.00	150.00	0.85	1	G	TG	1998	B/quilla	Atlántico		
<b>Total FLORES</b>		<b>404.00</b>	<b>399.00</b>									
<b>ISAGEN</b>												
JAGUAS	En proceso de	170.00	170.00	0.90	2	A	F	1987	San Rafael	Antioquia		
OXY 1		48.00	39.00	0.85	1	G	TG	1997	Arauca	Arauca		
SAN CARLOS		1,240.00	1,240.00	0.90	8	A	P	1988	San Carlos	Antioquia		
<b>Total ISAGEN</b>		<b>1,458.00</b>	<b>1,449.00</b>									
<b>MERILÉCTRICA</b>												
MERILÉCTRICA	Privado	157.00	154.00	0.9	1	G	TG	1998	Bucaramanga	Santander		
<b>Total MERILÉCTRICA</b>		<b>157.00</b>	<b>154.00</b>									
<b>PROELÉCTRICA</b>												
PROELÉCTRICA1	Privado	46.00	45.00	0.97	1	C	STIG	1993	Cartagena	Bolívar		
PROELÉCTRICA2		46.00	45.00	0.97	1	C	STIG	1993	Cartagena	Bolívar		
<b>Total PROELÉCTRICA</b>		<b>92.00</b>	<b>90.00</b>									
<b>SOCHAGOTA S.A.</b>												
PAIPA4 [n]	Privado	168.00	152.00	0.85	1	C	CV	1999	Paipa	Boyacá		
<b>Total SOCHAGOTA S.A.</b>		<b>168.00</b>	<b>152.00</b>									
<b>TEBSA</b>												
BARRANQUILLA3	Privado	66.00	62.00	0.85	1	C	GV	1980	B/quilla	Atlántico		
BARRANQUILLA4		69.00	65.00	0.85	1	C	GV	1980	B/quilla	Atlántico		
TEBSA11		98.00	97.00	0.85	1	C	TGV	1996	B/quilla	Atlántico		
TEBSA12		98.00	97.00	0.85	1	C	TGV	1996	B/quilla	Atlántico		
TEBSA13		98.00	97.00	0.85	1	C	TGV	1996	B/quilla	Atlántico		
TEBSA14		157.00	154.00	0.85	1	C	TGV	1997	B/quilla	Atlántico		
TEBSA 21		96.00	95.00	0.85	1	C	TGV	1997	B/quilla	Atlántico		
TEBSA 22		96.00	95.00	0.85	1	C	TGV	1997	B/quilla	Atlántico		
TEBSA 24		125.00	115.00	0.85	1	C	TGV	1998	B/quilla	Atlántico		
<b>Total TEBSA</b>		<b>903.00</b>	<b>877.00</b>									



## Unidad de Planeación Minero Energética

<b>TERMOCARTAGENA</b>										
CARTAGENA1	Privado	66.00	62.00	0.85	1	G	GV-FO	1980	Cartagena	Bolívar
CARTAGENA2		54.00	50.00	0.85	1	G	TG-FO	1980	Cartagena	Bolívar
CARTAGENA3		71.00	67.00	0.85	1	G	TG-FO	1980	Cartagena	Bolívar
<b>Total TERMOCARTAGENA</b>		<b>191.00</b>	<b>179.00</b>							
<b>TERMODORADA</b>										
TERMODORADA	Privado	52.00	50.00	0.85	1	G	TG	1997	La Dorada	Caldas
<b>Total TERMODORADA</b>		<b>52.00</b>	<b>50.00</b>							
<b>TERMOPIEDRAS</b>										
TERMOPIEDRAS [sdc]	Privado	4.00	3.00		1	G	TG	2000	Piedras	Tolima
<b>Total TERMOPIEDRAS</b>		<b>4.00</b>	<b>3.00</b>							
<b>TERMOVALLE</b>										
TERMOVALLE	Privado	214.00	210.00	0.9	2	G	GV	1998	Yumbo	Valle
<b>Total TERMOVALLE</b>		<b>214.00</b>	<b>210.00</b>							
<b>TTASAJERO</b>										
TASAJERO	Privado	163.00	153.00	0.85	1	C	CV	1985	Cúcuta	N. Santander
<b>Total TTASAJERO</b>		<b>163.00</b>	<b>153.00</b>							
<b>TERMOCANDELARIA</b>										
TERMOCANDELARIA 1	Privado	150.00	300.00		1	G	TG	2000	Cartagena	Bolívar
<b>Total TERMOCANDELARIA</b>		<b>150.00</b>	<b>300.00</b>							
<b>URRÁ S.A. E.S.P.</b>										
URRÁ 1	Público	85.00	85.00					2000	Tierralta	Córdoba
URRÁ 2		85.00	85.00					2000	Tierralta	Córdoba
URRÁ 3		85.00	85.00					2000	Tierralta	Córdoba
URRÁ 4		85.00	85.00					2000	Tierralta	Córdoba
<b>Total URRÁ</b>		<b>340.00</b>	<b>340.00</b>							
<b>TOTAL SISTEMA INTERCONECTADO</b>		<b>12,248.80</b>	<b>12,237.80</b>							
<b>TOTAL DESCONTANDO PLANTAS sdc</b>		<b>12,082.80</b>	<b>12,080.80</b>							

Fuente: Gerencia CND - ISA, Seguimiento al Plan de Expansión - UPME.

Actualizado a: 13 de julio de 2000

Elaboró: UPME

**RECURSO:**

A: Agua G: Gas  
C: Carbón FO: Fuel-Oil

**TECNOLOGÍA:**

F: Hidráulica con Francis  
P: Hidráulica con Pelton

CV: Térmica carbón-vapor TG: Turbogas

GV: Térmica gas-vapor TG.V. Turbogas-vapor (o ciclo combinado)  
FO-V: Térmica fuel-oil vapor

**NOTAS:**

[n]: Estas plantas entraron al SIN durante 1999  
[sdc]: Planta Sin Despacho Central

Plantas retiradas del SIN durante 1999: Tibú 1 a 3, La Unión 1 a 4, Ballenas 2, Chinú 4 a 8, Gualanday  
Cospique 1 a 5, Chivor 7 y 8, Ocoa y Termocentro 1 y 2.